

MATERNAL PSYCHOSOCIAL STRESS AND NEONATE OUTCOMES
ON THE PACIFIC ISLAND OF TUTUILA

by

MICHAELA EMILY HOWELLS

B.A., Central Washington University

B.S., Central Washington University

M.A., Iowa State University

A dissertation submitted to the
Faculty of the Graduate School of the
University of Colorado in partial fulfillment
Of the requirement for the degree of
Doctor of Philosophy
Department of Anthropology

2013

This dissertation entitled:
Maternal Psychosocial Stress and Neonate Outcomes
on the Pacific Island of Tutuila
written by Michaela Emily Howells
has been approved of the Department of Anthropology

Darna L. Dufour

Paul Shankman

Michelle Sauther

Matthew Sponheimer

Pei-San Tsai

Date November 7, 2013

The final copy of this dissertation has been examined by the signatories, and we
Find that both the content and the form meet acceptable presentation standards
Of scholarly work in the above mentioned discipline.

IRB protocol # 00003492

Howells, Michaela Emily (Ph.D., Anthropology)

Maternal Psychosocial Stress and Neonate Outcomes on the Pacific Island of Tutuila

Thesis directed by Full Professor Darna L. Dufour

Abstract

This dissertation explores the association between chronic maternal psychosocial stress and neonate body size, size for gestational age and gestation length in Samoan women living on the Pacific island of Tutuila, American Samoa. Two interrelated studies were conducted to address this goal. First, the medical charts of all women of Samoan descent giving birth on island (n=1052) were reviewed to determine whether their marital status impacted the amount of prenatal care they accessed, the types and amounts of surgical interventions they received during pregnancy and their neonates' size and gestation length. Results indicated that married women accessed prenatal care earlier and more frequently and were less likely to have an episiotomy or operative vaginal delivery than unmarried women. However, women's marital status was not associated with any other medical interventions used during delivery. Although marital status was significantly related to some neonate outcomes, these differences are unlikely to be biologically significant and more likely to be an artifact of the large sample size.

The second study recruited 151 women from their initial prenatal care appointments. Multiple measures of psychosocial stress were conducted throughout their pregnancies and their delivery and neonate outcomes were collected post-partum. A physiological response to psychosocial stress was measured using a minimally invasive indirect biomarker: Epstein-Barr Virus antibody levels (EBV). EBV was compared to three self-reported stress measures (status congruence, Perceived Stress Scale, Monthly Stress Questionnaire) in 78 pregnant women to determine if any of these self-reported scales accurately reflect psychosocial stress in Samoan women. There was no relationship between EBV and any of the self-reported measures of stress. Finally, the relationship between psychosocial stress (as measured by EBV), maternal characteristics and neonate outcomes was investigated. No relationship was found. Taken together, this study provides no evidence that psychosocial stress impacts pregnancy outcomes in Samoan women giving birth in American Samoa. These results were somewhat surprising in light of previous research conducted in the United States and Europe that has found a relationship between psychosocial stress and neonate outcomes.

For James and Richard

Who helped me make the bread

ACKNOWLEDGMENTS

This study was made possible by a number of institutes, colleagues, friends and loved ones. The support I gained from these organizations and individuals enabled me to ask the questions that were most interesting to me, travel abroad for almost two years, become a functioning member of the American Samoan community and write my dissertation. There are so many people who can take credit for helping me down this path, and my apologies to those I don't thank by name.

First, I wish to thank the Samoan mothers who participated in this study and the numerous other women who shared their lives with me. I hope I have done justice to your stories.

Primary financial support was provided through a National Science Foundation Doctoral Dissertation Research Improvement Grant (BCS 1028966), and a Dissertation Field Work Grant from The Wenner-Gren Foundation (Gr. 8371). Additional funding was provided by the Beverly Sears Graduate Student Grant Margaret Hoenich Award, the Haskell-Houghtelin Scholarship Fund and the Dorothy Martin Award.

There are numerous people I would like to acknowledge from the University of Colorado, Boulder. I am grateful to Dr. Darna Dufour for taking me as her student and encouraging my professional development. Her dedication throughout my PhD research was exceptional and I am a stronger scientist for working with her. Dr. Paul Shankman played a major role in my scholarly development and introduced me to Samoa. I thank him for always making time. Dr. Michelle Sauther introduced me to life history theory and (inadvertently) changed the course of my career. I credit her with giving me some of the best advice I received in the course of my PhD work. Thanks to Dr. Matt Sponheimer and Dr. Pei-San Tsai for helping me develop my research. I thank Valerie McBride, Lesa Morris and Karen Lund for helping me put out numerous fires over the years. Dr. Paul Sandberg provided statistical insight into my study. Thanks to Dr. Jay Westcott, Dr. Brian Westcott, Robert Carney and Logan Singletary for their research assistance.

This research was conducted in collaboration with LBJ Tropical Medical Center and the American Samoa Department of Health (DOH). At LBJ I am grateful for the ongoing support of Dr. Alo Anesi, Dr. John Ah Ching, Dr. Bethel Mua'sau and Mike Gerstenberger, CEO. Access to participant medical records at LBJ was provided by Suafa Toluao and Judy Payes. Dr. Geraldo Agulara, Dr. Mike Favaza and Dr. Jim Mahone provided important insight into American Samoa's medical system. Dr. Herb Gladen and his wife Edna provided housing during my initial trip to the island and gave me my first orientation to island life. I am forever thankful for their support and interest in my project. Additionally, I would like to thank the staff of the Labor and Delivery Ward, Maternity Ward, and the Medical Records Department at LBJ for their help.

This research would not have been possible without the endless support I received from the staff of the DOH prenatal and well-baby clinic. Thanks to Marilyn Anesi, NP, for initially connecting me with the DOH and to Ofeira Nu'usolia, MA, LPN, for providing access to the clinics. I am thankful to Margaret Sesepasara, NP who invited me to the Tafuna Health Clinic where I conducted the majority of my research. I credit many of the successes of this project to the support and dedication of Margaret and her staff, Mary Time, LPN, and Gau Sipili, NAC. Together, these women not only provided me with workspace and access to their patients, but also gave me insight into the lives of Samoan women. I feel lucky to call these women friends and colleagues.

I thank the American Samoa Historic Society's David Herdrick for endless discussions of this history of the Samoas and his thoughtful insights into my study. In addition I am thankful for the workspace provided by the American Samoan Historic Society and the National Park of American Samoa. I would also like to thank Dr. Don Vargo at the American Samoa Community College for his support and guidance through the IRB process. I also want to thank Samoa News and KSBS for helping me share my research with the island and BlueSky and ASTCA for their assistance in providing thank you gifts for the participants in my study.

On a more personal note, I have to thank my fellow *palangi* Dr. Tim Clark, Alison Hurst, Turner Pittkin and Adriell Shrikisson. They have given me endless hours of support, comfort and friendship. Thank you for filling my time in American Samoa with laughter and joy and sharing countless meals with me. Thanks to Dr. Clark for talking me through the most challenging days of my writing and the darkest days of winter.

On the mainland, I thank Rachel Ford, Amanda Hale-Page, Dr. Megan Matheson, Dr. Agustín Fuentes and Dr. John Alszozatai-Petheo. Thanks to Rachel and Amanda who listened to me talk endlessly about chimpanzees, anthropology and psychology throughout our undergraduate degrees and helped me find my work-life balance. I thank Drs. Matheson and Fuentes for giving me my first research experiences and Dr. Alszozatai-Petheo for my first teaching experience in college. You were there at the beginning of this journey.

Thanks to Al and Teri Gladen for always seeing more in me than I saw in myself and to Leo and Leslie Bender for making Colorado home for me. Thank you to Donald and Florence Loudon for making me one of your own, I love you all. I thank Shelly Hines-Brooks and Sally Shankman for their love and support.

I thank my family, both biological and fictive. To my parents, Gaye and David Howells, thank you for your endless support and for not laughing when your 20 year old daughter declared that she planned on pursuing her PhD. You gave me my love of reading, thirst for knowledge and hunger for travel and I am proud to be your daughter. To Margie Robinson, thank you for making me laugh when it was hardest to do so. You are my rock, my sister, and loudest cheer leader. Not a day goes by that I am not struck by how thankful I am to have you as a friend. I am also forever grateful to Richard Bender for his friendship and support. Thank you for countless meals, conversations and limitless friendship. Richard was the first person I shared my research plans with, was there the day I submitted my dissertation and was with me in spirit every day in between.

Finally, I thank Dr. James Loudon for being my husband, best friend and colleague. Thank you for standing by me through better and worse and for making me laugh even in tough times. I admire your hard work, dedication and humor and am lucky to have you in my life. We were but stones.

CONTENTS

CHAPTER

I.	INTRODUCTION TO THE STUDY.....	1
	Introduction.....	1
	The Physiological Stress Response.....	2
	Epstein-Barr Virus Antibody Levels as an Indirect Measure of Psychosocial Stress.....	4
	Stress and Reproduction.....	5
	The Implications of Psychosocial Stress on Pregnancy Outcomes.....	5
	The Physiological Impact of Stress on Reproduction and Fetal Growth.....	7
	Evolutionary Perspectives.....	9
	An Introduction to the Goals for Each Chapter.....	11
	Conclusion.....	12
	References.....	13
II.	HISTORY, POLITICS, <i>FA'ASAMOA</i> AND PRENATAL CARE IN AMERICAN SAMOA.....	20
	Introduction.....	20
	American Samoa Past and Present.....	20
	A Brief History of American Samoa.....	20
	Modern American Samoa.....	23
	Immigration and Residency Status in American Samoa.....	25

Employment.....	26
Family Organization.....	27
The Role of Church in American Samoa.....	30
Marriage in Modern American Samoa.....	30
Prenatal Care and Delivery in American Samoa.....	34
Prenatal Care in American Samoa.....	35
Delivery.....	39
Financial Aspects on Prenatal Care.....	40
Barriers to Prenatal Care.....	41
Summary and Conclusion.....	43
References.....	44
III. DETAILED METHODOLOGY.....	46
Introduction.....	46
Preliminary Fieldwork and Project Preparation.....	46
Recruitment and Consent.....	48
Preliminary Interview.....	51
Participant Follow-Up.....	53
Ethnographic / Interview Data.....	54
Measuring Birth Outcomes: Post-Natal Follow Up.....	55
Participant Compensation.....	56
Laboratory Analysis.....	57
References.....	58

IV.	YOU JUST HAVE TO WAIT: MARITAL STATUS AND PREGNANCY	
	OUTCOMES IN AMERICAN SAMOA	59
	Introduction.....	59
	Methods.....	61
	Interviews.....	63
	Adequacy of Prenatal Care.....	63
	Neonate Size.....	63
	Research Permission.....	64
	Data Analysis.....	64
	Results.....	65
	Marital Status Descriptive Statistics.....	68
	Discussion.....	73
	Prenatal Care.....	73
	Delivery Outcomes – Medical Interventions.....	75
	Delivery Outcomes – Neonate Size.....	76
	Social Status and Legitimate Marriage in American Samoa.....	78
	Conclusions.....	78
	References.....	79
V.	DO SELF-REPORTED MEASURES OF PSYCHOSOCIAL STRESS	
	ALIGN WITH A BIOMARKER OF STRESS IN SAMOAN	
	WOMEN?.....	82
	Introduction.....	82

Methods.....85

 Subjects.....85

 Demographics and Anthropometry.....85

 Physiological Marker of Psychosocial Stress.....86

 Self-Reported Measures of Stress.....88

 Data Analysis.....89

Results.....90

 Maternal Characteristics.....90

 EBV and Reported Stress Scores.....92

 Monthly Stress Questionnaire and Perceived Stress Scale.....96

Discussion.....97

Conclusion.....101

References.....102

VI. IS THERE A RELATIONSHIP BETWEEN PSYCHOSOCIAL STRESS
AND PREGNANCY OUTCOMES IN SAMOAN WOMEN?.....105

Introduction.....105

Methods.....107

 Data Analysis.....111

 Research Permission.....111

Results.....111

Discussion.....121

Conclusion.....124

References.....124

VII	DISSERTATION SUMMARY, CONCLUSION AND FUTURE DIRECTIONS	129
	Summary and Conclusions.....	129
	Strengths and Weaknesses of Study.....	132
	REFERENCES.....	135
APPENDIX		
A	ADEQUACY OF PRENATAL CARE UTILIZATION: ADEQUACY OF PRENATAL CARE, ADEQUACY OF RECEIVED SERVICES AND SUMMARY OF ADEQUACY OF PRENATAL CARE UTILIZATION INDEX.....	148
B	NEONATE WEIGHT PERCENTILES FOR AMERICAN SAMOAN BIRTHS.....	149
C	ANCOVA RESULTS FOR MARRIED AND UNMARRIED WOMEN CONTROLLING FOR MATERNAL AGE AND NUMBER OF PREVIOUS DELIVERIES.....	150
D	STATUS CONGRUENCE.....	151
E	MONTHLY STRESS QUESTIONNAIRE.....	152
F	PERCEIVED STRESS SCALE.....	153

TABLES

Table

2.1	Cost of Non-Surgical Vaginal Delivery for Resident and Non-Resident Women Enrolled in the Prenatal Care Program in their First Trimester.....	41
4.1	Maternal Characteristics, Prenatal, Delivery and Neonate Outcomes.....	62
4.2	Descriptive Variables: Maternal Characteristics and Delivery Characteristics and Delivery Outcomes.....	66
4.3	Descriptive Variables: Maternal Characterizes and Birth Outcomes for Continuous Data.....	68
4.4	Marital status Descriptive Table Nominal Data.....	70
4.5	Marital Status Descriptive Table Quantitative Data.....	72
4.6	Comparisons of Percentage of Operative Vaginal Deliveries, Episiotomies and Cesarean Sections Performed on the Mainland United States Compared to American Samoa.....	75
4.7	Cross Cultural Comparison of Birth Outcomes Based on Maternal Birth Place...77	
5.1	Descriptive Statistics of Maternal Sociodemographic Characteristics.....	90
5.2	Descriptive Statistics Maternal Characteristics and Stress Measures.....	91
5.3	Trimester of Participant Enrollment.....	91
5.4	Frequency of Status Congruent Individuals According to Matai Presence in Household and Westernization Scale.....	92
5.5	Comparison of High and Low EBV tertile with Status Congruence.....	93

5.6	Frequency of High and Low EBV Values Compared with Monthly Stress Questionnaires and Perceived Stress Scale.....	94
5.7	Characteristics of Women Categories as High Stress by EBV, MSQ, PSS.....	94
5.8	Status Congruence Compared to mean EBV Levels, the Monthly Stress Questionnaire and Perceived Stress Scale.....	95
5.9	Comparison of Status Congruence with High and Low Measures of Stress from the Monthly Stress Questionnaire and Perceived Stress Scale.....	95
5.10	Comparison of High and Low Measures of Stress from the Monthly Stress Questionnaires and Perceived Stress Scale.....	96
5.11	Comparison of Perceived Stress Status Results in Different Samples.....	101
6.1	Frequency of Maternal Characteristics.....	112
6.2	Maternal and Neonate Descriptive Variables.....	113
6.3	Trimester of Participant Enrollment.....	114
6.4	Frequency of Size for Gestational Age.....	115
6.5	Frequency of Birth Outcomes and Gestation Length.....	115
6.6	A Comparison of Maternal and Pregnancy Outcomes Between Sample and Population.....	116
6.7	Correlation Between EBV Levels and Maternal Characteristics and Pregnancy Outcomes.....	117
6.8	Relationship Between Neonate Size for Gestational Age and EBV Levels.....	118
6.9	Comparison of Maternal Characteristics and Neonate Outcomes with High and Low EBV Levels.....	119

6.10 Multiple Linear Regression Between EBV and Maternal Characteristics.....120

FIGURES

Figure

2.1 Map of the Samoan Archipelago.....22

2.2 Perceived Relationship Between Church, Culture and Family on the Individual
in American Samoa.....34

2.3 Map of American Samoan Villages and Prenatal Care Clinics.....36

2.4 Sociocultural Context of Pregnancy of American Samoan Women.....43

5.1 EBV levels compared to Monthly Stress Questionnaire Levels.....93

5.2 EBV levels compared to Perceived Stress Scale Levels.....93

5.3 Monthly Stress Questionnaire Levels Compared to Perceived Stress Scale.....96

6.1 Frequency Distribution of Neonate Weight.....114

7.1 Sociocultural Context of Pregnancy of American Samoan Women.....130

CHAPTER 1: INTRODUCTION TO THE STUDY

INTRODUCTION

The objective of this dissertation is to determine the association of chronic psychosocial stress on neonate body size, size for gestational age and gestation length. In order to achieve this goal I conducted a biocultural, longitudinal, prospective study of pregnancy outcomes in Samoan women living on the Pacific island of Tutuila. Short-term, cross-sectional studies set in North America and Western Europe have uncovered a pattern of pregnancy disruption, including spontaneous abortions (SAB), stillbirths, low birth weights and premature deliveries associated with stressful psychosocial events. It is unclear if this pattern extends beyond North American and Western European populations and whether some kinds of psychosocial stress (marital status, immigration status etc.) impact pregnancy more than others.

In this study I utilized a non-invasive biomarker of psychosocial stress, Epstein-Barr virus (EBV) antibody concentrations to determine the association between stress and maternal and pregnancy outcomes. EBV antibody concentrations represent a broad, non-specific response to psychosocial stressors. I recruited 151 pregnant women from their initial antenatal care appointment and continued following them until their pregnancy's natural conclusion. In addition I reviewed the medical charts of 1052 pregnant Samoan women giving birth in American Samoa and determined whether marital status impacted prenatal care, medical interventions and pregnancy outcomes. Pregnancy outcomes were assessed in terms of infant size and gestation length.

This chapter provides an in-depth context for my dissertation and centers around four goals. First, I introduce the physiological stress response. Secondly, I focus on the physiological

role of stress during pregnancy and review the literature associated with stress and pregnancy outcomes. Next, I provide a theoretical orientation for the current study based around reproductive ecology and stress. I finish the chapter with a brief discussion of the goals of each of following chapters.

THE PHYSIOLOGICAL STRESS REPOSE

In order to appreciate the role of stress in impacting pregnancy, it is important to understand the fundamentals of the stress response. Simplified, the stress response is initiated by an external stimulus (a stressor) which leads to stress perception of the hypothalamus and pituitary. The stress perception in the brain triggers the response of the physiological supersystems. The supersystems include the endocrine, immune and nervous system. After being triggered, the supersystems activate the stress response throughout the body (Cacioppo et al., 1998).

In 1914 Walter Cannon suggested an adaptive role of the stress response which he labeled the emergency reaction hypothesis (Cannon, 1914). This increased efficiency of operation is commonly referred to as the fight or flight response. This is an individual's response to acute stressors such as a predator or an intergroup disruption. The physiological responses to stress include an elevated heart rate, vasoconstriction, mobilization of liver glycogen and free fatty acids, the relaxation of bronchiolar muscles, piloerection and vasodilation of arterioles in skeletal muscles. As a result, energy is diverted from non-essential systems towards the immediate needs of an animal (Cannon, 1914).

The stress response represents a complex series of pathophysiological changes that alter the homeostasis of the super systems (e.g., the endocrine system, the cardiovascular system etc.). These stress related modifications to the system aggravate the inflammatory, autoimmune and

allergic pathogenesis of many diseases (Nakamura et al., 2008). Although this system evolved as a short term response to acute stressors, modern humans experience chronic stress which can be detrimental to their health (Sapolsky, 1998).

In 1914 Cannon first described the hormonal cascade associated with the stress response and the role of cortisol as a psycho-physiological survival mechanism. Cortisol helps reduce or terminate any nonessential physiological processes that can be spared in times of eminent danger. The release of cortisol is a heavily conserved adaptive response to short-term stressors. The release of this glucocorticoid during periods of stress or anxiety physiologically prepares the body to deal with potentially hazardous environmental and social conditions. Cortisol is released in response to anxiety or stress by freeing glucose into the system for instant energy, increasing blood pressure and suppressing immune response. This response is also helpful in short-term stress exposure when all energy is shunted to more immediate needs. However, when activated for prolonged periods (e.g., chronic stress) the stress response can be deleterious to the functioning of non-essential systems.

The release of cortisol results in a rise in blood pressure, the release of glucose to the brain and muscles and a rerouting of the energy typically used for immune response and reproduction. Excess cortisol returns to the adenohipophysis and results in a negative feedback cycle that inhibits the release of adrenocorticotrophic hormone (ACTH) (Glaser and Kiecolt-Glaser, 1986; Cacioppo et al., 1998; Blalock, 1994). This hormonal cascade has been associated with pregnancy stress syndrome and negative pregnancy outcomes (Chrousos, 2007a; Chrousos, 2007b; Nepomnaschy et al., 2006).

Due to the increased production of cortisol during psychological, energetic or immunological events it has been commonly used as a physiological stress marker (Kanaley and

Hartman, 2002; Padgett, 2003; Altemus, 2001). However, cortisol can be problematic as a marker for stress as it can be confounded by multiple variables. The use of alcohol, tobacco and some prescription drugs can all impact the cortisol levels of an individual (Pollard, 1995). In addition, an individual's age, reproductive status, circadian rhythms, types of food consumed, physical activity and BMI can impact an individual cortisol level (Kudielka et al., 2004; Nepomnaschy et al., 2006; Wilcox et al., 1988).

Epstein-Barr virus antibody levels as an indirect measure of psychosocial stress

This study utilizes the physiological marker of psychosocial stress, Epstein-Barr virus (EBV) antibody levels. Unlike cortisol levels which rise and fall in response to acute stressors over a matter of minutes or hours, EBV provides a measure of cell-mediated immune function that reflects psychosocial stress levels over a period of days or weeks, making it an ideal measure for chronic exposure to stress (McDade et al., 2000; Glaser et al., 1991). In addition, EBV is not sensitive to diurnal variation, acute stressors, age, or food and beverage consumption like cortisol (McDade 2007; Pruessner et al., 1997; Weitzman et al., 1971).

Henle and Henle (1982) explain EBV is a ubiquitous herpes virus carried by nearly 100% of adults in developing countries. Seropositive individuals harbor the EBV in infected cells throughout their lives and depend on cell-mediated immune function to maintain the latent state of this virus. Stress-induced immunosuppression leads to the reactivation of the EBV which triggers the release of viral antigens into general circulation. An interpretation of elevated EBV antibody levels as signaling psychosocial stress is potentially confounded by infection and can be controlled for by excluding EBV samples collected from individuals who had active infection (measured by C-reactive protein levels). Although elevated EBV has not been directly implicated

in the disruption of pregnancy, it is a useful marker of the general psychosocial stress that has been tied to negative pregnancy outcomes.

In naturalistic studies, increased EBV antibody levels have been associated with marital problems, medical school exams, caring for family members with Alzheimer's disease and cultural incongruence (Kiecolt-Glaser et al., 1997; Glaser et al., 1994; Kiecolt-Glaser et al., 1987; McDade 2002). The presence of Epstein-Barr virus (EBV) antibodies without active infection is one of the most robust and consistent immunological markers of chronic stress (Herbert and Cohen 1993).

STRESS AND REPRODUCTION

The implications of psychosocial stress on pregnancy outcomes

Anthropologists define stress as the “process by which a stimulus elicits an emotional, behavioral and/or physiological response, which is conditioned by an individual's personal, biological and cultural context” (Ice and James, 2007). Psychosocial stress is stress stemming from interactions within the social environment. While numerous studies have been conducted regarding the impact of psychosocial stress on pregnancy outcomes, the majority focused on women from North America and Western Europe.

There is evidence that psychosocial stress has biological impacts on pregnancy manifested in spontaneous abortion (SAB), preterm birth and small for gestational age infants. Women with higher levels of self-reported stress experience an immunological imbalance in their decidual cells leading to a higher rate of SAB (Arck et al., 2001). In addition, increased cortisol levels have been positively associated progesterone and gonadotropin levels during a women's follicular phase and with SAB (Nepomnaschy, 2004; 2005). SAB has also been associated with psychosocial stress linked to increased cortisol, fewer social contacts, poor social

relationships, and maternal depression (Sugiura-Ogasawara et al., 2002; Boyles et al., 2000; Neugebauer et al., 1996; O'Hare and Creed, 1995). However, other studies have found no relationship between maternal stress and the risk of SAB when measured by total cortisol level and psychosocial stress scales (Nelson et al., 2003). In humans, maternal exposure to psychosocial stress has been associated with a higher risk of preterm birth (Mancuso et al., 2004; Dole et al., 2003; Hobel and Culhane, 2003; Rondo et al., 2003; Orr et al., 2002; Austin and Leader 2000; Rini et al., 1999). Further, in North America and Europe, mothers reporting higher levels of psychosocial stress are at an increased risk of delivering neonates who are small for gestational age (Rice et al., 2007; Diego et al., 2006; Hobel and Culhane, 2003; Rondo et al., 2003; Nordentoft et al., 1996; Wadhwa et al., 1993).

Of the above studies, only two focused entirely on women living outside of the United States and Western Europe. Sugiura-Ogasawara et al. (2002) studied 61 Japanese women with recurrent pregnancy loss and found an association between spontaneous abortion and maternal depression. Nepomnaschy et al. (2006) completed a prospective, naturalistic study of early pregnancy loss amongst Mayan women designed to address the impact of psychosocial stress on pregnancy outcomes. He found a significant relationship between self-reports of stress, cortisol levels and spontaneous abortions in the first 30 days of pregnancy.

Taken together previous studies provide strong support for psychosocial stress negatively impacting pregnancy outcomes. These poor pregnancy outcomes can also have long-term health consequences for the developing offspring. According to the World Health Organization (1995), premature delivery and low birth weight are the leading causes of neurodevelopmental impairments, mortality, morbidity and disability among neonates. Compared to full term infants, infants born prematurely are more likely to have an increased risk of immunological,

neurological, cardiovascular, respiratory, gastrointestinal, and hematological complications (Barker, 1998; Leon, 1998, Rich-Edwards et al., 1997).

Researchers interested in the fetal origins of disease have found that low birth weight infants also experience an increased risk of coronary heart disease, hypertension, diabetes and stroke in adulthood (Watve and Yajnik 2007; McDade et al., 2001; Godfrey et al., 1996; Barker and Osmund 1986). Although many variables associated with poor pregnancy outcome have been recognized, there has been little reduction in these of negative pregnancy outcomes globally (Buekens and Kleanoff, 2001; Branun and Schoendorf, 2002). By examining the impact of maternal psychosocial stress on gestation length it may be possible to isolate the most influential variables associated with pregnancy outcomes. The biochemical pathways that may impact pregnancy outcomes are discussed in next section.

The physiological impact of stress on reproduction and fetal growth

Multiple biochemical pathways are involved in negative pregnancy outcomes, and these pathways shift during fetal development. It is not entirely clear what mechanisms are involved in the suppression of pregnancy due to stress. However, there is some evidence that corticotropin-releasing hormone (CRH) acts as a bioregulator of luteinizing hormone (LH) and that as CRH elevates with the stress response it acts to suppress the reproductive axis (Norris, 2007). During the time of implantation there is also a negative association between cortisol and progesterone, a hormone necessary for pregnancy maintenance (Nepomnaschy et al., 2004).

In a naturalistic study of gravid Mayan women, daily concerns were positively associated with increased cortisol levels (Nepomnaschy et al., 2004; Nepomnaschy, 2005). In addition, increased cortisol levels were positively associated with increased progesterin and gonadotropin levels during the follicular phase. However, lower progesterin levels in the fourth and tenth days of

the luteal phase were negatively associated with cortisol levels. These trends have been associated with interrupted ovulation and implantation. High cortisol levels were associated significantly with an increased risk of SAB in the first three weeks of pregnancy (Nepomnaschy et al., 2004; Nepomnaschy, 2005).

Nepomnaschy (2006) argues that whether cortisol has a direct or indirect impact on progesterone, it is clear that cortisol is involved in the proximate mechanisms that mediate the alleged association between pregnancy loss and maternal stress. Taken together, the bioregulation of LH by CRH and the negative association between progesterone and cortisol help explain the observed relationship between SAB and increased cortisol. In addition, the physiological stress response of newly pregnant women also results in inflammation of uterine tissues leading to a disruption in the uterus and a “blighted” environment for the developing embryo (Blois et al., 2004; Kalinka and Szekeres-Bartho, 2005; Arck, 2005; Arck, 2007). These effects are most intense prior to full placentation (~30 days) due to the developing embryo’s inability to filter maternal hormones.

Following full placentation, maternal psychosocial stress is more likely to result in premature delivery and/or neonates born small-for-gestational age (Field et al., 2004; Rondo et al., 2003; Wadhwani et al., 2001, Hoffman and Hatch 2000; Sandman et al., 1997). This is likely due to stress-induced changes in neuroendocrine function associated with uteroplacental perfusion (Hobel et al., 1998). Increased uteroplacental perfusion can result in the restriction of nutrients and oxygen to the developing fetus, impair growth and in some cases precipitate preterm delivery (Wadhwani et al., 1997; Cooper et al., 1996).

Elevated maternal norepinephrine and cortisol levels have been associated with low birth weight and intrauterine growth restriction (Diego et al., 2006; Field et al., 2004). When

administered to pregnant ewes, norepinephrine affected uterine placental blood flow and decreased fetal insulin concentration while increasing the growth factor binding protein 1 (IG) (Basset et al., 1998; Hooper et al., 1994). In humans, an infusion of norepinephrine decreases blood flow to the uterine artery while inducing uterine artery contractions (Damron et al., 2004; Stjermnquist and Owman 1990).

Although cortisol can cross the placenta (Gitau et al., 2004; Gitau et al., 2001), it is unlikely that norepinephrine does (Giannakoulopoulos et al., 1999). By dysregulating placental CRH levels unbound cortisol in the placenta can affect fetal development (Erickson et al., 2001; King et al., 2001; Hobel et al., 1999; Jones et al., 1989), possibly by inducing uterine artery contractions (Donoghue et al., 2000). Throughout pregnancy, increased maternal cortisol levels negatively impact fetal growth; however this impact may be assuaged after mid-gestation when the placenta is able to convert cortisol into the less potent cortisone (Hobel et al., 1999; Seckl 1997). This conversion may help explain why some researchers found no direct association between maternal psychosocial stress and the CRH function of the placenta (Petraglia et al., 2001).

EVOLUTIONARY PERSPECTIVES

Evidence from non-human primates suggests an evolutionary foundation for the relationship between psychosocial stress and pregnancy disruption. In nonhuman primates, lower ranking females experience longer interbirth intervals and reduced lifetime reproductive success compared to higher ranking females (Wasser et al., 2004; Setchell et al., 2002; Fairbanks and McGuire, 1984). The increased social stress experienced by lower ranking females has been associated with disruption of their reproductive cycles resulting in early pregnancy loss, restricted fetal growth and increased infant mortality (Wasser and Starling, 1988).

Humans have less than a 50% likelihood of carrying a pregnancy to term (Chard, 1991). This high expected loss rate has led some scholars in the medical community to argue that human pregnancy is an 'evolutionary paradox' or 'inefficient' and discuss pregnancy loss as a maladaptive trait that needs to be fixed (Norwitz et al., 2001; Bentley and Mascie-Taylor 2000). However, from an anthropological perspective this seemingly high level of spontaneous abortion (miscarriage) has been discussed as a way for human females to maximize their reproductive success while conserving valuable resources during times of environmental, nutritional and psychosocial stress (Nepomnaschy et al., 2006). In times of chronic stress, females are able to maintain resources for themselves and their post-natal dependent offspring, reducing competition. As a short-term adaptation, and pregnancy disruption can reflect the ability of the female's body to preserve resources for a later pregnancy with a higher probability of success (Vitzthum 2009, 2001; Wasser and Barash 1983). Taken together, this research suggests that psychosocial stress may play an important role in a woman's reproductive life history.

The relationship between maternal psychosocial stress and pregnancy outcomes are particularly interesting from an evolutionary perspective. Spontaneous abortions are the most common adverse reproductive outcome of psychosocial stress, with the majority occurring prior to placentation (Neugebauer et al., 1996). Initially, this high rate of loss was associated with the maternal rejection of chromosomally abnormal fetuses (Kozlowski and Sterns, 1989); however mothers experiencing a major psychosocial stress event prior to pregnancy loss were more likely to abort a chromosomally-normal fetus than women who did not experience a stress event (Neugebauer et al., 1996). Spontaneous abortion, although personally distressing, may represent an adaptive mechanism by which a mother's body is able to terminate a pregnancy and redirect resources for later pregnancy before too much physiological effort has been expended (Vitzthum

2009, 2001; Peacock 1991). The lack of a filter between maternal and fetal hormones makes early pregnancy (first 30 days past conception) the most vulnerable period for the developing embryo (Hobel and Culhane, 2003).

AN INTRODUCTION FOR THE GOALS FOR EACH CHAPTER

This dissertation addresses the role of psychosocial stress on the pregnancy outcomes of Samoan women giving birth on American Samoa. Broadly, this dissertation creates a population level context for pregnancy outcomes in Samoan women and tests the impact of psychosocial stress on a smaller sample of this population.

Chapter Two provides an ethnographic context for Samoan women's pregnancy. This includes a brief history of the islands, a review of traditional family organization and westernization pressures and provides a medical context for prenatal care and delivery in American Samoa. In chapter Three I provide an in depth and detailed description of the methods used throughout this dissertation.

Chapter Four provides a population level context for pregnancy outcomes in American Samoa. There are four goals in this chapter: (1) to present descriptive statistics of Samoan women giving birth in American Samoa; (2) to determine if marital status is related to utilization of prenatal care in American Samoa, (3) to determine if marital status is related to delivery outcomes in American Samoa, especially neonate size and of medical interventions, and (4) to contextualize Samoa in comparison to the mainland United States.

Chapter Five compares four measures of psychosocial stress in 78 pregnancy Samoan women giving birth in American Samoa. These include Epstein-Barr virus (EBV) antibody levels and three self-reported stress scales including status congruence, a monthly stress questionnaire and the Perceived Stress Scale. The three goals of this chapter are (1) to compare

the effectiveness of the three self-reported stress scales in detecting psychosocial stress by comparing them to EBV levels; (2) to determine if the three self-reported stress scales detect comparable levels of psychosocial stress; and (3) to identify which self-reported measure best correlates with psychosocial stress as measured by EBV in Samoan women.

Chapter Six compares the EBV levels and pregnancy outcomes in 151 women. The three goals of this chapter are (1) to determine if mothers with higher levels of psychosocial stress (as measured by EBV levels) will have smaller neonates; (2) to determine whether mothers with higher levels of psychosocial stress will have shorter gestations and (3) to determine if married women were less likely to have higher EBV scores than their unmarried peers. In addition, I compared the demographics and pregnancy outcomes with women in this community to those presented in chapter four. Finally, in Chapter seven I summarize the results and provide concluding thoughts.

CONCLUSION

Psychosocial stress remains a poorly understood variable in human life history. By providing insight into the impact of psychosocial stress on human reproductive success, this project contributes to anthropological theory and the discipline in two ways. First, this is the only longitudinal, naturalistic, prospective study of the relationship between psychosocial stress and negative pregnancy outcomes. It is unique in that it begins monitoring maternal stress at the first antenatal care appointment and follows pregnancies to the natural conclusions. In addition, this biocultural study will be among the first to address the impact of psychosocial stress in Polynesian women. This study will be among the first to address the role of psychosocial stress in non-North American and Western Europe women and the first to focus on Pacific Islanders.

REFERENCES

- Anderson DK, Rhees RW, Fleming DE. 1985. Effects of prenatal stress on differentiation of the sexually dimorphic nucleus of the preoptic area (SN-POA). *Brain Research* 332:113-118.
- Arck P, Hansen PJ, Jericevic BM, Piccinni MP, Skekeres-Bartho J. 2007. Progesterone during pregnancy: Endocrine-immune cross talk in mammalian species and the role of stress. *American Journal of Reproductive Immunology* 58: 268-279.
- Austin MP, Leader L. 2000. Maternal stress and obstetric and infant outcomes: Epidemiological findings and neuroendocrine mechanisms. *Australian and New Zealand Journal of Obstetrics and Gynaecology* 40:331-337.
- Bassett JM, Hanson C. 1998. Catecholamines inhibit growth in fetal sheep in the absence of hypoxia. *American Journal Physiology* 274:R1536-545.
- Bentley GR, Mascie-Taylor CG. 2000. *Infertility in the Modern World: Present and Future Prospects*. Cambridge, UK: Cambridge University Press.
- Blalock JE. 1994. The syntax of immune-neuroendocrine communication. *Immunology Today* 15: 504-511.
- Blois SM, Joachim R, Kandil J, Margni R, Tometten M, Klapp BF. 2004. Depletion of CD8 cells abolishes the pregnancy protective effect of progesterone substitution with dydrogesterone in mice by altering the Th1/Th2 cytokine profile. *Journal of Immunology* 172: 5893-5899.
- Boyles SH, Ness RB, Grisso JA, Markovic N, Bromberger J, CiFelli D. 2000. Life event stress and the association with spontaneous abortion in gravid women at an urban emergency department. *Health Psychology* 19(6):510-514.
- Cacioppo JT, Berntson GG, Malarkey WB, Kiecolt-Glaser JK, Sheriadan JFP. 1998. Autonomic, neuroendocrine, and immune responses to psychological stress: The reactivity hypothesis. *Annals New York Academic Science* 840:664-674.
- Cannon WB. 1914. The emergency function of the adrenal medulla in pain and the major emotions. *American Journal of Physiology* 33:356-372.
- Challis JR, Matthews SG, Van MC, Ramirez MM. 1995. Current topic: the placental corticotropin-releasing hormone-adrenocorticotrophin axis. *Placenta*. 16:481-502.
- Chard T. 1991. Frequency of implantation and early pregnancy loss in natural cycles. *Baillieres Clinical Obstetrics and Gynaecology* 5(1):179-189.
- Chrousos GP. 2007. An intergrated view of the stress response and stress-related behavioral and/or somatic disorders. Hans Selye Centennial Lecture, Proceedings of the Second World Conference on Stress, Budapest.

- Chrousos GP. 2007. Neuroendocrinology of stress and female reproductive function. Proceedings of the 5th European Congress of Reproductive Immunology, Berlin.
- Cooper D, Harrington K, Lees C, Hecher K, Campbell S. 1996. Uterine Doppler ultrasound: The importance of bilateral notches in the prediction of uteroplacental complications. *Ultrasound in Obstetrics and Gynecology* 7:182-182.
- Damron DP, Bernstein IM, Shapiro RE, Schonberg A. 2004. Uterine blood flow response to alpha-adrenergic blockade in nulligravid women of reproductive age. *Journal of the Society for Gynecologic Investigation* 11:388-392.
- Diego MA, Jones NA, Field T, Hernandez-Reif M, Schanberg S, Kuhn C, Gonzalez-Garcia A. 2006. Maternal psychological distress, prenatal cortisol, and fetal weight. *Psychosomatic Medicine* 68:747-753.
- Dole N, Savitz DA, Hertz-Picciotto I, Siega-Riz AM, McMahon MJ, Buekens P. 2003. Maternal stress and preterm birth. *American Journal of Epidemiology* 157(1):14-24.
- Donoghue JF, Leitch IM, Boura AL, Walters WA, Giles WB, Smith R, Read MA. 2000. Fetal placental vascular responses to corticotropin-releasing hormone in vitro. Effects of variation in oxygen tension. *Placenta* 21:711-717.
- Erickson K, Thorsen P, Chrousos GP, Grigoriadis DE, Khongsaly O, McGregor J, Schulkin J. 2001. Preterm birth: associated neuroendocrine, medical, and behavioral risk factors. *Journal of Clinical Endocrinology and Metabolism* 86:2544-2552.
- Fairbanks LA, McGuire MT. 1984. Determinants of fecundity and reproductive success in captive vervet monkeys. *American Journal of Primatology* 7(1):27-38.
- Field T, Diego M, Dieter J, Hernandez-Reif M, Schanberg S, Yando R, Bendell D. 2004. Prenatal depression effects on the fetus and the newborn. *Infant Behavioral Development* 27:216-229.
- Giannakouloupoloulos X, Teixeira J, Fisk N, Glover V. 1999. Human fetal and maternal noradrenaline responses to invasive procedures. *Pediatric Research* 45:494-499.
- Gitau R, Fisk NM, Glover V. 2004. Human fetal and maternal corticotropin releasing hormone responses to acute stress. *Archives of Disease in Childhood. Fetal and Neonatal Edition* 89:F29-32.
- Gitau R, Fisk NM, Teixeira JM, Cameron A, Glover V. 2001. Fetal hypothalamic-pituitary-adrenal stress response to invasive procedures are independent of maternal responses. *Journal of Clinical Endocrinological Metabolism* 86:104-109.
- Glaser R, Pearl DK, Kiecolt-Glaser JK, Malarkey WB. 1994. Plasma cortisol levels and reactivation of latent Epstein-Barr virus in response to examination stress. *Psychoneuroendocrinology* 19(8):765-72.

- Glaser R, Pearson GR, Jones JF, Hillhouse J, Kennedy S, Hsiaoayin M. 1991. Stress related activation of Epstein-Barr virus. *Brain, Behavior, and Immunity* 5:219-232.
- Henle W, Henle G. 1982. Epstein-barr virus and infectious mononucleosis. In Glaser G, Gottlieb-Stematsky T. (Eds.), *Human herpesvirus infections: Clinical aspects*. pp. 151-162. New York: Marcel Dekker.
- Herbert TB, Cohen S. 1993. Stress and immunity in humans: A meta-analytic review. *Psychosomatic Medicine* 55:364-379.
- Hobel C, Culhane J. 2003. Role of psychosocial and nutritional stress on poor pregnancy outcome. *The Journal of Nutrition Supplement* 1709S-1717S.
- Hobel CJ, Dunkel-Schetter C, Roesch SC, Castro LC, Arora CP. 1999. Maternal plasma corticotropin-releasing hormone associated with stress at 20 weeks' gestation in pregnancies ending in preterm delivery. *American Journal of Obstetrics Gynecology* 180:S257-S263.
- Hobel CJ, Dunkel-Schetter C, Roesch S. 1998. Maternal stress as a signal to the fetus. *Prenatal Neonate Medicine* 3:116-120.
- Hoffman S, Hatch MC. 2000. Depressive symptomatology during pregnancy: evidence for an association with decreased fetal growth in pregnancies of lower social class women. *Health Psychology* 19:535-543.
- Hooper SB, Bocking AD, White SE, Fraher LJ, McDonald TJ, Han VKM. 1994. Catecholamines stimulate the synthesis and release of insulin-like growth factor binding protein-1 (IGFBP-1) by fetal sheep liver in vivo. *Endocrinology* 134:1104-1112.
- Ice GH, James GD. 2007. Conducting a field study of stress: general principles. In: Ice GH, James GD (Eds), *Measuring Stress in Humans*. New York: Cambridge University Press.
- Jobe AH, Newnham J, Willet K, Sly P, Ikegami M. 1998. Fetal versus maternal and gestational age effects of repetitive antenatal glucocorticoids. *Pediatrics* 102:1116-1125.
- Jones SA, Brooks AN, Challis JRG. 1989. Steroids modulate corticotropin-releasing hormone production in human fetal membranes and placenta. *Journal of Clinical Endocrinology and Metabolism* 68:825-830.
- Kalinka J, Szekeres-Bartho J. 2005. The impact of dydrogesterone supplementation on hormonal profile and progesterone-induced blocking factor concentration in women with threatened abortion. *American Journal of Reproductive Immunology* 53:166-171.
- Kiecolt-Glaser JK, Glaser R, Shuttleworth EC, Dyer CS, Ogrocki P, Speicher CE. 1987. Chronic stress and immunity in family caregivers of Alzheimer's disease victims. *Psychosomatic Medicine* 49:523-535.

- King BR, Smith R, Nicholson RC. 2001. The regulation of human corticotrophin-releasing hormone gene expression in the placenta. *Peptides* 22:1941-1947.
- Kozlowski J, Stearns SC. 1989. Hypotheses for the production of excess zygotes: Models of bet-hedging and selective abortion. *Evolution* 43(7): 1369-1377.
- Mancuso RA, Dunkel Schetter C, Rini C, Roesch SC, Hobel CJ. 2004. Maternal prenatal anxiety and corticotropin releasing hormone associated with the timing of delivery. *Psychosomatic Medicine* 66:762-769.
- McDade TW. 2002. Status incongruity in Samoan youth: A biocultural analysis of culture change, stress, and immune function. *Medical Anthropology Quarterly* 16(2):123-150.
- McDade TW, Stallings JF, Angold A, Costello E, Burleson M. 2000a. Epstein-barr virus antibodies in whole blood spots: A minimally-invasive method for assessing and aspect of cell-mediated immunity. *Psychosomatic Medicine* 62:560-567.
- McDade TW, Williams S, Snodgrass J. 2007. What a drop can do: Dried blood spots as a minimally invasive method for integrating biomarkers into population into population-based research. *Demography* 44(4):899-925.
- Nakamura K, Sheps S, Arck PC. 2008. Stress and reproductive failure: Past notions, present insights and future directions. *Journal of Assisted Reproductive Genetics* 25:47-62.
- Nelson DB, Grisso JA, Marshall MJ, Brensinger C, Shaw L, Datner E. 2003. Does stress influence early pregnancy loss? *Association of Education of Psychologists* 13(4): 224-229.
- Nepomnaschy PA, Welch KB, McConnell DS, Low BS, Strassmann BI, England BG. 2006. Cortisol levels and very early pregnancy loss in humans. *Proceedings of the National Academy of Sciences* 103:3938-3942.
- Nepomnaschy PA. 2005. Stress and female reproduction in a rural Mayan population (Guatemala). (Dissertation, Univerisity of Michigan).
- Nepomnaschy PA, Welch K, McConnell D, Strassmann BI, England BG. 2004. Stress and female reproductive function: A study of daily variations in cortisol, gonadotrophins, and gonadal steroids in rural mayan population. *American Journal of Human Biology* 16:523-532.
- Neugebauer R, Kline J, Stein Z, ShROUT P, Warburton D, Susser M. 1996. Association of stressful life events with chromosomally normal spontaneous abortions. *American Journal of Epidemiology* 143:588-596.
- Nordentoft M, Lou HC, Hansen D, Nim J, Pryds O, Rubin P. 1996. Intrauterine growth retardation and premature delivery: The influence of maternal smoking and psychological factors. *American Journal Public Health* 86:347-354.

- Norris DO. 2007. *Vertebrate Endocrinology* (4th Edition). Elsevier, Amsterdam.
- Norwitz ER, Schust DJ, Fisher SJ. 2001. Implantation and the survival of early pregnancy. *New England Journal of Medicine* 345:1400-1408.
- O'Hare T, Creed F. 1995. Life events and miscarriage. *British Journal of Psychology* 167:799-805.
- Orr ST, James SA, Prince CB. 2002. Maternal prenatal depressive symptoms and spontaneous preterm births among African American women in Baltimore, Maryland. *American Journal of Epidemiology* 156:797-802.
- Peacock N. 1991. An evolutionary perspective on the patterning of maternal investment in pregnancy. *Human Nature* 2(4):351-385.
- Petraglia F, Hatch MC, Lapinski R, Stomati M, Reis FM, Cobellis L, Berkowitz GS. 2001. Lack of effect of psychosocial stress on maternal corticotropin-releasing factor and catecholamine levels at 28 weeks gestation. *Journal of the Society for Gynecologic Investigation* 8:83-88.
- Pinto ML, Shetty PS. 1995. Influence of exercise-induced maternal stress on fetal outcome in wistar rats: Inter-generational effects. *British Journal of Nutrition* 73:645-653.
- Pruessner JC, Wolf OT, Hellhammer DH, Buske-Kirschbaum A, Von-Auer K, Jobst S. 1997. Free cortisol levels after awakening: A reliable biological marker for the assessment of adrenocortical activity. *Life Science* 61:2539-2549.
- Rice F, Jones I, Thapar A. 2007. The impact of gestational stress and prenatal growth on emotional problems in offspring: A review. *Acta Psychiatrica Scandinavica* 116:154-155.
- Rini CK, Dunkel-Schetter C, Wadhwa PD, Sandman CA. 1999. Psychological adaptation and birth outcomes: The role of personal resources, stress, and sociocultural context of pregnancy. *Health Psychology* 18:333-345.
- Rondo PH, Ferreira RF, Nogueira D, Ribeiro MC, Lobert H, Artes R. 2003. Maternal psychological stress and distress as predictors of low birth weight, prematurity and intrauterine growth retardation. *European Journal Clinical Nutrition* 57:266-272.
- Sandman CA, Wadhwa PD, Chicz-DeMet A, Dunkel-Schetter C, Porto M. 1997. Maternal stress, HPA activity, and fetal/infant outcome. *Annals of the New York Academy of Science*. 24(814):266-275.
- Sapolsky RM. 1998. *Why Zebras Don't Get Ulcers: An Updated Guide to Stress, Stress Related Disease and Coping*. New York: Henry Holt and Company.

- Seckl JR. 1997. Glucocorticoids, feto-placental 11 beta-hydroxysteroid dehydrogenase type 2, and the early life origins of adult disease. *Steroids* 62:89-94.
- Setchell JM, Lee PC, Wickings EJ, Dixson AF. 2002. Reproductive parameters and maternal investment in mandrills (*Mandrillus sphinx*). *International Journal of Primatology* 23(1):51-68.
- Stjernquist M, Owman C. 1990. Adrenoceptors mediating contraction in the human uterine artery. *Human Reproduction* 11:388-392.
- Sugiura-Ogasawara M, Furukawa TA, Nakano Y, Hori S, Aoki K, Kitamura T. 2002. Depression as a potential causal factor in subsequent miscarriage in recurrent spontaneous aborters. *Human Reproduction* 17:2580-2584.
- Vitzthum VJ, Thornburg J, Spielvogal H. 2009. Seasonal modulation of reproductive effort during early pregnancy in humans. *American Journal of Human Biology* 21(4): 548-558.
- Vitzthum VJ. 2001. Why not so great is still good enough: Flexible responsiveness in human reproductive functioning. In Ellison PT (Ed.), *Reproductive ecology and human evolution*. pp. 197-202. Hawthorne, NY: Aldine de Gruyter.
- Wadhwa PD, Garite TJ, Porto M, Glynn L, Chicz-DeMet A, Dunkel-Schetter C, Sandman CA. 2004. Placental corticotropin-releasing hormone (CRH), spontaneous preterm birth and fetal growth restriction: a prospective investigation. *American Journal of Obstetrics and Gynecology* 191:1063-1069.
- Wadhwa PD, Sandman CA, Garite TJ. 2001. The neurobiology of stress in human pregnancy: implications for prematurity and development of the fetal central nervous system. *Progress in Brain Research* 133:131-142.
- Wadhwa PD, Dunkel-Schetter C, Porto M, Chicz-DeMet A, Sandman CA. 1997. Psychobiological processes and prenatal stress in human pregnancy. *Annals of Behavioral Medicine* 19:S039.
- Wadhwa PD, Sandman CA, Porto M, Dunkel-Schetter C, Garite TJ. 1993. The association between prenatal stress and infant birth weight and gestational age at birth: A prospective investigation. *American Journal of Obstetrics and Gynecology* 169:858-865.
- Wasser SR, Barash DP. 1983. Reproductive suppression among female mammals: Implications for biomedicine and sexual selection theory. *Quarterly Review of Biology* 513-537.
- Wasser SK, Norton GW, Kleindorfer S, Rhine RJ. 2004. Population trends alters the effects of maternal dominance rank on lifetime reproductive success in yellow baboons (*Papio cynocephalus*). *Behavioral Ecology and Sociobiology* 56(4):338-345.

- Wasser SK, Starling AK. 1988. Proximate and ultimate causes of reproductive suppression among female yellow baboons at Mikumi National Park, Tanzania. *American Journal of Primatology* 16:97-121.
- Weitzman ED, Fukushima D, Nogeire C, Roffwarg H, Gallagher TF, Hellman L. 1971. Twenty-four hour pattern of the episodic secretion of cortisol in normal subjects. *Journal Clinical Endocrinological Metabolism* 33:14-22.
- Wilcox AJ, Weinberg CR, O'Connor JF, Baird DD, Schlatterer JP, Canfield RR. 1988. Incidence of early loss of pregnancy. *New England Journal of Medicine* 319:189-194.

CHAPTER 2: HISTORY, POLITICS, *FA'ASAMOA* AND PRENATAL CARE IN AMERICAN SAMOA

INTRODUCTION

The objective of this chapter is to provide a historical, political and cultural context for the remainder of this dissertation. Central to Samoan life is the concept of *fa'asamoa*, or the Samoan way of life. *Fa'asamoa* is invoked frequently when discussing politics, immigration, family, church and medical issues and is meant to remind Samoans of their heritage. In this chapter I provide an overview of some of the most significant components of Samoan society in order to cast pregnancy and prenatal care in the framework of *fa'asamoa*. First, I introduce Samoan history and provide a brief introduction to the political separation of Independent Samoa and American Samoa. Second, I discuss the more recent history of American Samoa with a focus on infrastructure development, immigration and employment. Third, I introduce family organization and the role of the church and marriage in American Samoa. I conclude the chapter with an introduction to prenatal care and delivery in American Samoa

AMERICAN SAMOA PAST AND PRESENT

A brief history of American Samoa

The Samoan archipelago is located in the central South Pacific and consists of six main islands with a total land mass of 3,030 km². With over 250,000 inhabitants, the Samoan islands have one of the largest populations in Polynesia. Genetic and linguistic evidence suggests a Southeastern Asian origin of Samoa's settlers approximately 3,000 years ago (Lum and Cann, 2000; Kayser et al., 2006). Throughout the areas occupation, interisland travel and trade

remained the norm. European explorers rediscovered the Samoas in 1722 and English missionaries and traders settled on the islands in the 1830s (Kennedy, 2009).

In 1870 the United States (US) Navy required a coal refueling station to promote the shipping interests of the United States. Tutuila (the largest island of what is now American Samoa) was an attractive option both because of its location and natural harbor. During this period Germany was asserting protectorate over any unclaimed islands throughout the South Pacific and the US government offered its protection to Tutuila in exchange for use of the harbor. Chiefs from Tutuila agreed to protection by the United States; however a German presence remained in Upulu and Savaii. Land disputes among British, German and American powers resulted in the Tripartite Convention of 1899, which defined the western island group as Western Samoa, a German colony, and the eastern islands as American Samoa, a US territory. Western Samoa was claimed by New Zealand in 1914 and was held as a Class C mandate under trusteeship through the League of Nations until its independence in 1962 (Kennedy, 2009). In 1997, the country changed its official name from Western Samoa to the Independent State of Samoa and then simply Samoa - despite protest from the American Samoa government who found the new name offensive to the territory's identity (Figure 2.1). To increase clarity throughout this dissertation I will refer to it as the Independent State of Samoa instead of Samoa.

Figure 2.1 Map of the Samoan Archipelago



American Samoa became an unorganized and unincorporated US territory in 1900 and President McKinley put the Navy in charge of governing the territory. During the Naval rule the policy was to keep “Samoa for Samoans”. The Navy provided minimal health and educational services but otherwise left human services in the hands of the Samoans (Hall, 1961). However, in the early 1940’s American Samoa was used as a staging area for Guadalcanal; a battle fought against the Japanese to defend the supply and communication routes between the US, Australia and New Zealand. Schools were closed, copra production was put on hold and fishing all but ceased in order to direct all Samoan effort towards the war. The intense contact with westerners led to an increased interest in western style goods and services (Kennedy, 2009). Unfortunately the prosperity that accompanied this work had a shorter life than this interest. “War provided tastes beyond their ability to support, aspirations beyond the Navy’s ability to satisfy” (Hall, 1961). The end of the war meant an end to military support jobs and many people found themselves unemployed with fallow gardens.

In 1951 the Department of Interior took over control from the Navy and the budget for American Samoa was substantially reduced. Customs duties increased between 15-100% putting additional financial constrictions on American Samoa. Although a territory of the United States,

areas not developed for military use remained underdeveloped. Throughout Tutuila a decline in infrastructure resulted in decaying buildings, non-existent sewers, lack of portable water and inadequate medical and educational facilities (Kennedy, 2009). This decline continued into the early 1960's when cold war patriotism combined with a widely circulated *Readers Digest* article motivated President Johnson to financially support infrastructure development in American Samoa. In this article American Samoa was referred to as a “national disgrace” that poorly showcased the power, strength and wealth of the United States (Hall 1961). Hall (1961) writes:

“...[American Samoa is filled] with government buildings peeling and rotting on their foundations, beautiful Pago Pago Bay marred and befouled by hideous over-water outhouses, ruddy and teeth-jarring roads unrepaired for years, crumbling reservoirs and ancient leaky water mains that cause frequent water shortages – despite an average annual rainfall of 200 inches...Agriculture is fast going to seed; coconut trees and banana plants, the territory's most abundant crops, are destroyed by insects and disease; the islands, once self-sufficient, now have to make heavy importations of canned goods. The medical service, manned by able but too small staffs, wrestles with high case loads, inadequate laboratory equipment, an overcrowded hospital partly housed in a former Navy barracks. Public schools are unequipped shacks or tiny one-room Samoan *fales*, thatched-roofed structures with no sides. A largely untrained and poorly paid teaching force struggles to teach some 5,500 eager pupils on the lowest budget (less than \$50 per pupil) of any U.S. state or territory in the world.”

This article brought American Samoa into the US public's mind and provided the opportunity for American Samoa's then governor Rex Lee to address members of the US House of Representatives subcommittee on deficiency appropriations. “When the islands were necessary for our defense, up to and including World War II, we used them and used their people....Here's our chance to show the world how we can help underdeveloped peoples toward a self-sufficient life” (Gov. Rex Lee as quoted in Hall, 1965).

Modern American Samoa

Reinvestment on behalf of the United States resulted in significant improvements to American Samoa's infrastructure. In addition to paving roads and building schools, the Lyndon Baines Johnson Tropical Medical Center (LBJ), the territory's only hospital was commissioned. Four years later Hall (1965) wrote another article for *Readers Digest* calling American Samoa “America's showcase in the South Pacific”. The island has continued to face financial

challenges, however they are now more closely associated with misappropriation of funds and mismanagement of resources by the American Samoa government and leadership. Attaining potable water remains a challenge with more affluent families buying water from dispensers and less affluent families being exposed to contaminated water supplies. The cost of electricity makes it expensive to boil water for safety. Although roads have improved from the 1950s and 1960s, they remain poorly maintained and disrupted with pot holes. In addition American Samoa's government has faced a series of educational, management and health related challenges.

In 2010 the Department of Education threatened to withdraw funding from American Samoa when they realized that the majority of K-12 educators did not have teaching licenses (Hurst 2011, personal communication) . These same schools were closed by the Department of Health for an extra week at the beginning of the 2013-2014 school year when school administrators failed to eradicate the rodent and cockroach infestations that were posing a health risk. After the American Samoan Government (ASG) spent their entire 2011 budget within five months all government employees were forced to take furlough days and budgets were dramatically reduced. On multiple occasions ASG employees received their pay checks several weeks to a month late leading to significant financial challenges for individuals. These cuts rarely affected management or higher ups and impacted individuals in the lowest positions the most (personal observation). In addition, LBJ was severely impacted by ASGs financial crisis. LBJ is a semi-autonomous authority which was denied 2.5 million dollars budgeted by ASG which would have been matched by Medicare. With a 5 million dollar shortfall, half of the hospitals working budget, LBJ was unable to pay its creditors and supplies to the hospital were

halted. In addition LBJ Tropical Medical Center threatened permanent closure and had to refuse service to all non-critical patients (personal communication, Gerstenberger, 2011).

ASG became the largest employer on the island after the 2008 closure of the Samoa Packing Company. The closure of this cannery meant the loss of thousands of jobs and an increase in the cost of goods delivered to the island. When the cannery was open, shipments of tuna to the mainland US would result in boats returning empty to American Samoa resulting in reduced shipping cost to the island on return vessels. After the cannery's closure the shipping company had to significantly increase the costs of transporting everything from building materials, to vehicles, clothing and food. These additional costs were passed onto the consumer and resulted in a dramatic increase in the cost of consumer goods. This was particularly problematic for an island that relies heavily on packaged and canned foods to feed its people.

Immigration and residency status in American Samoa

Although there are significant financial and infrastructure constraints in American Samoa it remains a popular migration destination for individuals from the Independent State of Samoa. American Samoa is an attractive destination for Independent Samoans because of family and language ties and opportunities for immigration to the mainland United States. Individuals born in American Samoa are US Nationals and can hold US passports, live in the US, and serve in the US armed forces. These individuals are also considered residents. Individuals from the Independent State of Samoa who move to American Samoa are considered non-residents. In order to move to American Samoa non-residents require a resident sponsor. These sponsors are most frequently family members and have to ensure that they will be employed either inside or outside of the home. As a result, non-residents are entirely dependent on family members for

cash and associated securities, a situation which can lead to financial, physical and sexual abuses (Samoan informants, personal communication).

Immigration is widely viewed as problematic by American Samoans and laws have been enacted to control the access of non-residents to the island's resources. Non-residents have poorer job security. For example, after the closure of the Samoa Packing Company, Starkist's tuna cannery fired a large number of their non-resident employees and replaced them with recently fired unemployed residents. In addition to lower job security, non-residents experience increased fees for advanced education and medical care including prenatal care. A reduced access to funds paired with increased costs may put non-residents at financial risk and creates a caste of second class citizens.

Employment

Minimum wage in American Samoa is significantly lower than the mainland United States and varies from \$4.18 to \$5.59 depending on the industry (United States Department of Labor 2013). The unemployment rate in American Samoa is 29.8% compared to 9% in the mainland United States (CIA World Fact Book, 2012). This rate does not take into account unreported employment (people being paid under the table) and underemployment. Regardless, lower status individuals, including non-residents and unmarried women reportedly have a much harder time finding and maintaining employment, in part because they have fewer social connections (personal observation). These challenges are exacerbated by unscrupulous employers who lay off women when they announce their pregnancy by citing unsafe working conditions and suggesting pregnant women are incapable of performing their jobs (Samoan informants, personal communication). Women also reported being pressured to leave their jobs by their employers, family members and spouses (married and non-married) when they became

pregnant. However, the majority of women I spoke with who retained their jobs through their pregnancy held more desirable positions, for instance with the ASG, that provided benefits and a social safety net that allowed women to maintain these jobs through their pregnancy and return to them postpartum. Women working for the ASG are typically married women. Employment outside of the home provides women with an additional level of security and independence beyond family and church.

Family organization

The influence of traditional Samoan social organization and trade remains even though traditional markets have been replaced by cash economies. This lingering influence is most obvious in the system of reciprocity that connects Samoan families and villages to each other. The traditional structure and expectations associated with reciprocity have remained, however financial compensation has emerged as a crucial component of this system (Macpherson and Macpherson, 2009).

In the Samoan system, extended families (*'āiga*) elect representative chiefs (*matai*) who comprise the executive, judicial and legislative body in traditional local governance (Shore, 1982). The members of a household with the *matai* enjoy a greater level of respect in their community and are expected to provide financial and material support to those without a *matai* (McDade et al., 2002). Other members of the *'āiga* are financially and socially obligated to the *matai* through the service obligation (*tautua*). This system of reciprocity combined with a dedication to the Samoan way of life (*fa'asamoa*) has resulted in a status-conscious and community-minded population.

Despite the significant social changes occurring in Samoa, the importance of *matai* status has been maintained. However, the transformative effects of nontraditional religious,

educational, political, economic and legal institutions have altered the Samoan view of social status (Tisdell, 2002). Remittances from overseas relatives, increased access to globally manufactured goods, and influences from Christian religious groups provide opportunities to circumvent the *matai* system of status. An individual's ability to balance traditional (*matai*) and non-traditional (e.g., cash, education) markers of social status results in status congruence. Accordingly, incongruence arises when those with *matai* status lack the material goods and economic resources necessary to fulfill their *matai* responsibilities, as well as in those individuals with high levels of material benefits who lack the traditional *matai* status. In this way, it is not globalization per se which results in psychosocial stress but instead the inability to resolve two competing systems of status (McDade et al., 2002).

The importance of the *matai* extends throughout the lives of American Samoans and especially impacts their living arrangements. One of the most common living arrangements is a series of smaller houses surrounding a larger house, all owned by the *matai*. The larger house is typically occupied by the *matai* and the smaller houses are occupied by 'āiga members. This property is provided to members of the *aiga* with the understanding that they will continue serving the *matai*. This provides an important support network for 'āiga members, however it has also been used by unscrupulous *matai* as a tool to control their behavior. 'Āiga members recognized that inconsistent financial and in some cases political support to their *matai* could result in removal from their homes and rare cases expulsion from their village.

'Āiga members pay a monthly fee (~\$25) to the *matai* which is meant to be kept in a general fund. Occasionally the *matai* requires a greater contribution from 'āiga members for a *fa'alavelave*. *Fa'alavelave* translates into "in the way of the emergency" and developed as a way of handling the enormous financial requirements of weddings, funerals and other events. At its

core, *fa'alavelaves* remove the need for a nuclear family to shoulder the cost of hosting and feeding large numbers of people, and shares the cost in an egalitarian method across the 'āiga. However, traditionally *fa'alavelaves* were based on the donation of fine mats, time invested in weaving of baskets, creating clothing and harvesting and cooking by the by smaller components of the 'āiga. In the traditional models it was time, not money that was expected from members of the family. Today both money and time are expected, creating a new strain and duty unprecedented by Samoan tradition (Macpherson and Macpherson, 2007).

In American Samoa, cash and purchased items have replaced labor intensive trade items. This extends to one of the most important trade items in the Samoas – the fine mat. Fine mats are given as gifts at funerals, weddings and other important social events. The larger and more intricate the mat, the higher the level of compensation in goods and prestige the giver is expected to receive. Depending on the size, each mat takes weeks to months of continuous labor to complete and were traditionally hand produced by the women of each family (Shore, 1982). Although fine mats continue to be among the most important prestige items given at social events in the Samoas, there were no individuals trained in weaving these mats in American Samoa at the time I conducted this study (Herdrick, personal communication). Production of fine mats had transitioned from a family enterprise to a financial transaction. Instead of hand making fine mats, families travel to Independent Samoa and purchase these items from dealers. As a result, those with more money were able to buy larger, better quality mats and in this way they are able to translate their access to cash into increased social status. Those with little access to cash had less opportunity to secure these mats and face public scrutiny when they fail to give these items at important social events (personal communication, Herdrick).

The role of church in American Samoa

Samoan social organization combined with the ‘westernization’ of American Samoa provided the ideal scaffolding for missionary objectives. Church has become a central component of Samoan life and has successfully utilized the *matai* / *‘āiga* relationship that Samoans were accustomed to and has created a parallel relationship between the pastor (*faiifeau*) and congregation. As a result the exonerated role of the *matai* in Samoan extends to the *faiifeau*. Members of all denominations were expected to tithe and physically care for the church. Even women late in their pregnancy were expected to do heavy labor tasks like scrub the church steps unless they got a letter excusing them from the task from their doctor. The role of the church extends into every component of Samoan society, including prenatal care. For example, a 23 year old woman who was 8 weeks pregnant was scared to seek prenatal care in case someone from her church saw her and told her *faiifeau*. She explained that the *faiifeau* had preached in church that a woman who had faith in God would not need to access medical care before delivery and that prenatal care was for those who didn’t believe in the power of God (Samoan informants, personal communication). In addition, physicians at LBJ reported women unwilling to undergo post- term induction or caesarean sections because they were told by church leaders it was not “God’s way”. Clearly, these stories do not reflect the sentiments of all churches but they do indicate the pervasiveness of the church throughout Samoan society. The relationship between social status, reciprocity and the church may also influence a person’s ability to get legally married.

Marriage in modern American Samoa

In American Samoa, there are two broad types of marriage: legal marriage and non-legally binding marriage (cohabitation). Although the path to legal marriage is similar to that on

the mainland, the social and financial resources necessary for a western-styled church wedding (widely viewed as a culturally legitimate marriage) may be prohibitive for women holding lower status in their households. The couple must gain a marriage license from the Register of Vital Statistics. Legally, wedding officiates are expected to charge no more than \$10 for performing the marriage. According to these laws, couples should be able to get married for \$30. However, the speed at which a couple receives their license and the total social and financial cost of hosting a wedding, including the actual cost of officiating, is not encapsulated by these laws.

According to anonymous sources within the ASG, the processing of marriage licenses progress at varying rates depending on the couple's status within the community. For instance, a socially higher ranking couple's application for a license is likely to move faster through the system than a lower ranking couple's application. In 2011, there were internal reports that the individual in charge of processing these requests was selectively processing these applications and left the remaining applications to pile up in a desk draw. Some of the women I spoke with complained of long waits to obtain a marriage license (six+ months). Others were able to partially circumvent the system of long waits by getting a special "rush" license. This license was available to unmarried pregnant women who received a letter from their medical provider. I was unable to determine how many of these applications are submitted each year and whether these applications were indeed granted more quickly.

However, legitimate marriage for many Samoan couples is not achieved through the courts but through a Christian style church wedding (completed after obtaining a legal marriage license). Samoan church weddings are expensive and require enormous financial and social support from the 'āiga. Weddings are hosted by the entire extended family and require financial organization by the *matai*. Couples from more affluent families or those who hold a higher status

within their families are likely to have their weddings prioritized over other family needs and events. As a result, lower ranking women have less access to church style (legal) weddings. In this way, accessibility of a church style wedding is representative of a couple's status in their family and village.

The size and style of wedding is reflective of the family's status and is similar to traditional weddings between *taupou* (chief's daughters) and high ranking men. Wedding guests bring large quantities of canned meat and other foods, bolts of cloth, fine mats and money. The couple's family reciprocates with similar gifts as well as ample prepared food for the reception and for guests to take home. In addition special (and expensive) gifts are given to high ranking guests such as other *matai*, government representatives, and *faiifeau*. For instance, it is customary for each attending church leader to receive at least \$100 from the family as a sign of respect. Although some church leaders legitimately attend these weddings to give their respects and blessing to the couple, it was not uncommon to hear stories of church leaders who would "do the rounds" – effectively attending weddings for a check (Samoan informants, personal communication). Taken together, Christian styled church weddings can cost thousands of dollars in a place where unemployment is the norm and the minimum wage is significantly lower than the mainland United States.

For many reasons, including the cost of weddings, some Samoan couples choose to cohabitate as domestic partners. Frequently these couples and their families consider themselves married and refer to each other as husband and wife. Many of these relationships result in children, and it is not uncommon for couples to live as domestic partners for the course of their lives. Although these relationships seem to be generally accepted within Samoan culture there are unseen societal ramifications. When these relationships break up, women have tremendous

challenges in obtaining child support from the father. In addition “widowed” women have very few rights to their husband’s assets.

Another example suggesting cohabitating relationships are not considered economically or socially equal can be found in the exclusion of the father’s name on the birth certificates of newborns. Studies conducted in the USA and Britain indicates that the exclusion of the father’s name on the birth certificate is linked to increased neonate mortality in both married and unmarried women (Geudino et al., 1999; Leon 1991). This difference is attributed to the decreased social support available to those mothers. Paternal inclusion on the birth certificate makes it easier for women to file for child support (although this is very rare in American Samoa), health insurance, and death benefits for the child (through social security, insurance or military service).

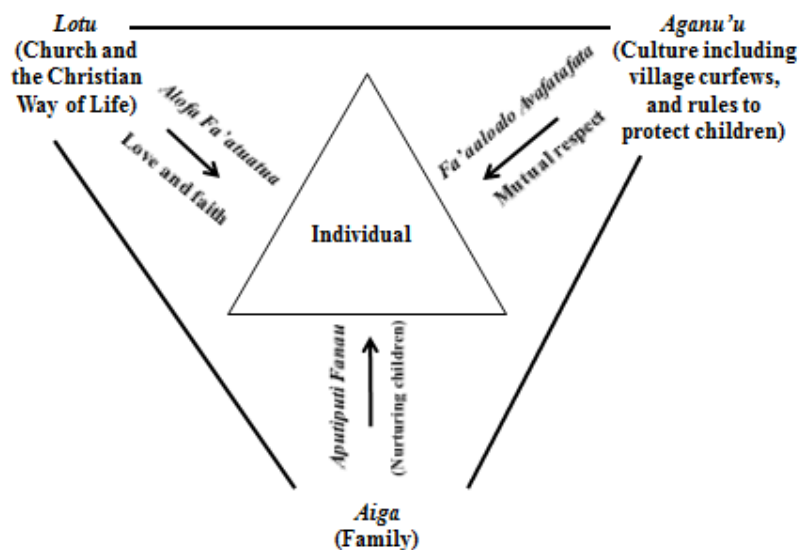
In American Samoa, married women’s husbands are immediately added to their newborns’ birth certificates. According to official LBJ guidelines, unmarried women can elect to have the father’s name included on the birth certificate as long as he agrees. However, numerous conversations with cohabitating women who wished to have their baby’s fathers names included on the birth certificate indicate that these guidelines are not always honored. Instead, women reported being told by hospital employees that it would be easier to add the father’s name later. When women tried to add the father of their child to the birth certificate they were directed to the American Samoan Attorney General’s (AG) Office. Several women reported being told by secretaries at the AG office that the necessary affidavit to add the father of their child’s name to the birth certificate would cost upwards of \$500 per child – a prohibitive expense for most couples.

PRENATAL CARE AND DELIVERY IN AMERICAN SAMOA

Children are a very welcome addition to most Samoan families. However, there are strong beliefs regarding who should have children and when those children should be born. These are related to women's marital and immigration statuses and reified by the 'āiga, church and health care communities.

The relationship between the individual, culture, family, church and the medical care system is represented by the Coalition for Teen Pregnancy Prevention in American Samoa's model of care for the individual (Figure 2.2). According to Dr. John AhChing, then chief of OBGYN services at LBJ, this model represents as an interactive structure with strong interplays between its three points that act together to strengthen the individual. He explained that church (*lotu*) and culture (*aganu'u*) are dependent on the strength of the 'āiga. Together these result in love (*alofa*), faith (*fa'atuatua*), mutual respect (*fa'aaloalo avafatafata*), and the nurturing of children (*aputiputi fanau*).

Figure 2.2 Perceived relationship between church, culture and family on the individual in American Samoa^a.



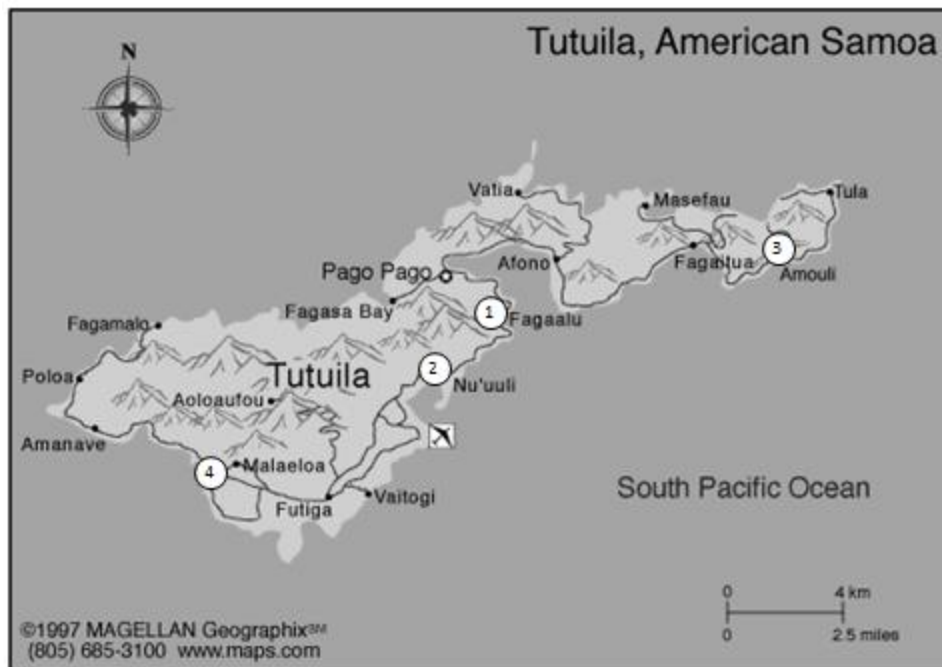
^aFigure modified from the Coalition for Teen Pregnancy Prevention in American Samoa

This pyramid was originally created as part of an anti-teenage pregnancy program and was meant to make a long term impact on future parents. Taken together this flow chart represents the widely held belief that with a strong family, a respectful and obedient demeanor and dedication to the church, all pregnancies would be planned and within the bounds of marriage. Although this program did not successfully reduce teen-pregnancy rates on the island, it accurately represents the interplay between these important social components of Samoan life and reproductive medical care (Ah-Ching, personal communication).

Prenatal care in American Samoa

Originally all prenatal care (PNC) was provided by LBJ Tropical Medical Center in *Fagaalu*, a central point of the island. However, this distance was prohibitive for women living on the far eastern and western edges of the island who were balancing jobs, family and church commitments. In response, the American Samoan Department of Health (DOH) established three additional PNC facilities; an eastern location in *Amouli*, a western location in *Leone* and a central locations at the *Tafuna* Health Clinic and LBJ (Figure 2.3). Women are welcome to attend any clinic but it is likely that the clinics proximity to their home village impacts their choice. It is the long term goal of LBJ that they will only provide prenatal care in high risk pregnancies; however at the times of this study LBJ accepted both high and low risk pregnancies out of concern that women may not seek PNC elsewhere if they were turned away.

Figure 2.3 Map of American Samoan villages and prenatal care clinics



¹LBJ Tropical Medical Center, ²Tafuna Family Health Center, ³Amouli Family Health Center, ⁴Leone Family Health Center

Each of the three prenatal clinics was headed by a Samoan nurse practitioner. These nurse practitioners were trained in Fiji, New Zealand and the United States. Two of them held a practitioner license from the United States. All three practitioners were in their late 50s to early 60s and had been employed by the DOH for 20+ years. Women who seek prenatal care from one of the three facilities will most likely see the same practitioner through the majority of their pregnancy. As a result women enjoy a consistency of care during their PNC at the DOH. These practitioners are trained in providing prenatal care to women with low risk pregnancies and identifying women with high risk pregnancies that need to be referred to LBJ. Both high risk pregnancies and low risk pregnancies in their final month are referred to LBJ for closer monitoring by doctors.

Prenatal care in American Samoa had three components: the two initial visits, the follow up visits and weekly visits at LBJ prior to delivery. In the first visit women provided basic information about themselves and prior pregnancies. They received a prescription for prenatal vitamins to fill at one of the island's two pharmacies. Finally, they underwent hepatitis and HIV counseling, took a pregnancy test if needed and were directed to the laboratory at LBJ to get a basic blood work panel completed.

After their blood work returned from the lab, the women underwent their second initial visit. In this visit women received a pelvic examination which included a pap smear and a chlamydia test, and if needed, were given their first hepatitis shot. On occasion women were given basic nutritional guidance which usually consisted of broad statements like eat breakfast, drink juice and milk not soda and were directed to reduce sodium in their diet although it is unclear if they knew what sodium was. In addition, they received contradictory messages about their diet from the medical community. For instance a woman would be told to reduce sodium in her diet and then be told to add a can of Vienna sausages to their instant noodles (both foods high in sodium) to increase their protein levels. During this meeting women also received a referral to Women Infant Children (WIC), a nutritional support system for pregnant and nursing women provided by the federal government. It was the expectation that WIC would provide additional nutritional education to expectant mothers.

After completing the initial visits woman began their follow up appointments once a month. These visits were conducted primarily on Wednesdays and included an abdominal measurement and a Doppler test to determine the fetus' heartbeat. All women were given a 9 am appointment time, although no appointments were honored by the DOH. Instead, they were seen on a first come first served basis on the appointed day. Women would begin to arrive at the clinic

around 7 am and would start being seen between 8:30 and 9:30 am. It was typical for all women to be seen before 12:30 pm, but on extremely busy days women would have to wait in an uncomfortable waiting room until the early afternoon. Follow-up appointments were assigned without concern for women's schedules.

Adding to the time constraints were mandatory educational workshops held sporadically on Wednesday mornings. These unannounced hour long workshops would start between 8:30 and 9 am and focus on maternal nutrition, sexually transmitted infection prevention and hygiene. Unfortunately, much of these messages seemed to be lost on women concerned with returning to work or relieving a family member or sitter of their younger children. Hurried, whispered phone calls to their families and employers were common, as were women leaving before being seen for their appointment.

In order to establish the estimated date of delivery and determine the position of the fetus two ultrasounds were conducted - the first prior to the 20th week and the second in the final month of pregnancy. However, the timing of the first prenatal care appointment, lack of equipment and trained personnel meant that few women got an ultrasound until they are referred to LBJ in their 36th week. Women were referred to radiology the week following their first physical although the radiology department was not always staffed for these appointments. In 2011 a portable ultrasound machine was purchased by LBJ. The intention was to use the machine at the DOH to expand ultrasound services to the community. However, the nurse practitioners were not trained in providing ultrasounds and the significant understaffing by LBJ made it unpredictable when a physician was able to come to the clinic and provide the service. As a result, women would come for their appointment, wait for a couple of hours and then be sent home unattended.

Delivery

The majority of births occur at LBJ. In American Samoa home births are heavily discouraged by the medical community and not supported by the general public. According to physician reports the rare occasion when women gave birth outside of the hospital was related to women misjudging their contractions or who were in denial about their labor. Frequently these women gave birth in the ambulance on the way to the hospital.

During the time of this study LBJ Tropical Medical Center's OBGYN department was staffed by two Fijian trained Samoan doctors, one Mexican trained doctor and an American trained midwife. The department was periodically supported by *locum tenens* – mainland physicians who commit two weeks to three months to work at this underserved medical center. Periodically these professionals choose to extend their commitment and sign on for a one to two year contract as was the case with the Mexican trained physician. At the time of this study this physician held the only United States Medical License, the standard license all physicians practicing on the mainland United States have to obtain to practice medicine.

Labor and delivery is a stark but clean department. Women in labor share rooms with two to three other women. They are encouraged to walk around the hospital to move their labor forward but spend the rest of the time prostrate in bed connected to monitors. When they were fully dilated they were brought into the delivery room. Women giving birth in American Samoa had no option for any pain medication during delivery and had to deliver in the lithotomy position (knees bent, spread apart and positioned above the hips with the use of stirrups). Women who need a cesarean section were delivered in the operating room.

Financial Aspects of Prenatal Care

Prior to 2007 there was a significant issue with women not seeking PNC until late in their pregnancy. In response, Dr. John AhChing, then chief of OBGYN services at LBJ implemented a reduced pay schedule to financially encourage women to seek prenatal care in their first trimester. After the plan initiation, the number of women starting their PNC in their first trimester increased (Hawley et al., 2013). According to cost specialists in the LBJ business office, women qualify for the program if they begin their PNC in the first trimester and have a low risk pregnancy and deliver vaginally. Women with high risk pregnancies are dropped from the program and are made to pay out of pocket for all fees accrued. Although residents can never be charged more than \$500 a day for medical care, there is no limit on how much non-residents can be charged. Women can also be considered high risk after the completion of their pregnancy if review of their medical records reveals too many appointments, however it was unclear how many appointments or what kind of appointments were considered too many. Women not enrolled in the prenatal program are expected to pay all expenses out of pocket.

Regardless of residency status, all women prior to being admitted into the program paid a \$10 registration fee, and a \$10 fee for their first visit. In addition, all women also received a basic panel of five lab tests at \$10 each and paid \$14 for PNC vitamins and iron tablets. Together, the initial prenatal visit cost \$84 out of pocket for each woman. After being admitted into the program, resident and nonresident women had two different pay scales and pay schedules. Resident women enrolled in the program get 13 PNC visits, an ultrasound, any additional labs and a two day stay in the hospital for themselves and their newborn at no additional cost. In comparison, non-residents pay \$500 for the same services. The fee schedule is presented in Table 2.1.

Table 2.1 Cost of non-surgical vaginal delivery for resident and non-resident women enrolled in the prenatal care program in their first trimester

<i>Item</i>	Resident	Non-Resident
Registration	\$10	\$10
First Visit	\$10	\$10
5 labs (\$10 each)	\$50	\$50
Prenatal Vitamins	\$14	\$14
13 PNC Visits	Free	\$500
Ultrasound		
2 Day Hospital Stay		
<i>Total</i>	\$84	\$584

Cesarean section were not considered part of the program, however women who were enrolled in the program were given a discount. Resident women who had to undergo a C-section were charged \$150 for the surgery and an additional \$50 per night in the hospital. Non-resident women were charged \$1000 for a cesarean section and an additional \$50 per night in the hospital (Hawley et al., 2013).

Barriers to prenatal care

Cost is likely to play a role in the timing of beginning PNC. Although non-residents had a higher overall cost of care, the initial cost of prenatal care could be daunting to all woman. The combination of high unemployment, low minimum wage and high financial pressures from the ‘āiga and *matai* could make paying the fees challenging. Added to this issue was the pay schedule that women are expected to follow. These fees are due by the end of first trimester or women risk being dropped by the program. Unless assisted by their ‘āiga it would have been challenging for many women in American Samoa to be able to pay these fees.

In addition, women may avoid PNC when trying to keep their pregnancy private. For instance, unmarried women may try to keep their pregnancy private longer than married women

because of fear of repercussions within their family and church. However, the health care system of American Samoa offers little privacy because of crowded waiting rooms and long waits. As a result, beginning PNC or even going to a clinic inadvertently announces one's pregnancy on an island where word spreads quickly. Avoiding PNC helps maintain a woman's secret longer.

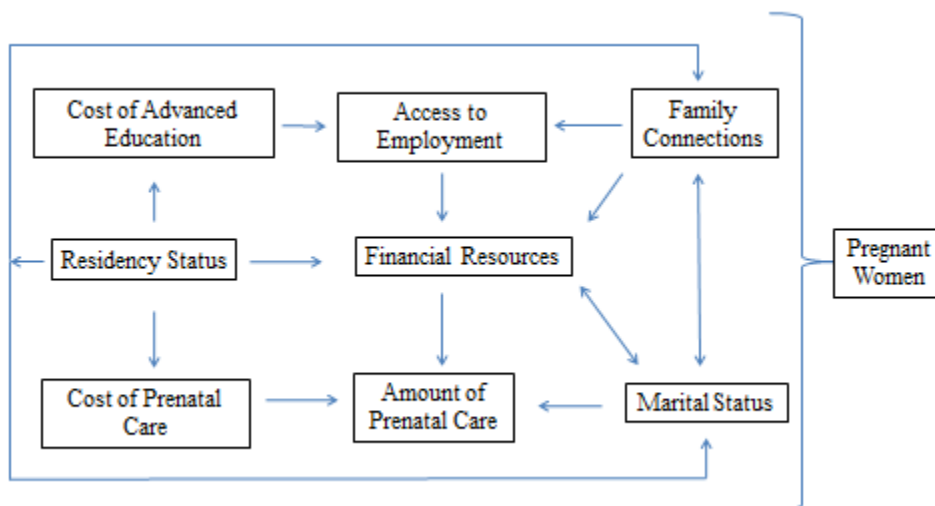
Inconvenience may also have limited some women's access to PNC. In addition to unpredictable appointment times, and occasional unexpected clinic closures, women were discouraged from bringing their children into the clinic. On several occasions women who brought their children had to leave them in their cars or were forced to leave them in the waiting room while the mothers went in for their appointments. On occasion children as young as three could be seen sitting in the waiting room alone while waiting for their mothers. For women without the social support systems necessary to garner a babysitter the long wait for a PNC appointment could be challenging. There was also evidence that harsh treatment or fear of harsh treatment may impact a woman's decision to seek care.

The utilization of traditional PNC could also affect which women choose to access western styled PNC. Samoans have traditional healers, *fou fous*, who use traditional massage, salves and medicines to help their patients. *Fou fous* use a special massage for pregnant women that is meant to turn the fetus in the last month before delivery. According to some Samoans, the fetus is unable to turn by itself and without these massages they are likely to be breech births. In Independent Samoa traditional and western medical practitioners work together. However, in American Samoa they are kept completely separate. Women who attend *fou fous* worry that their DOH and LBJ practitioners will get mad at them and actively keep this information to themselves. However, some women reportedly preferred *fou fous* to western styled care because they found it gentler and more comforting (Barclay et al., 2005).

SUMMARY AND CONCLUSION

American Samoans are proud of their focus on the Samoan way of life or *fa'asamoa*. *Fa'asamoa* incorporates all forms of culture and is invoked when discussing politics, immigration, family, church and medical issues. In this chapter I provided a historical and political context for American Samoa. Within this context I discussed how the territory's infrastructure, immigration, employment, family, church and marriage impact individual's social status and how this social status may influence their access to prenatal care. I model this relationship in Figure 2.4.

Figure 2.4 Sociocultural context of pregnancy of American Samoan women



Social status impacts every component of American Samoan lives. This relationship may be particularly important for pregnant women and their unborn children who are especially vulnerable. In addition, there is evidence that certain social classes may experience greater levels of stress than others. For example, being a non-resident or unmarried woman in this community may result in increased levels of stress and may impact health and pregnancy outcomes. The remainder of this dissertation is dedicated to the role that increased stress may play on women's

pregnancy outcomes.

REFERENCES

- Ah-Ching J. 2011. Personal communication. Chief of Obstetrics and Gynecology at LBJ.
- Barclay L, Aiavao F, Fenwick J, Papua KT. 2005. Midwives' Tale stories of Traditional and Professional Birthing in Samoa. Vanderbilt University Press, Nashville.
- Hall CW. 1965. Samoa: America's Showcase of the South Seas. Readers Digest, November 1965.
- Hall CW. 1961. Samoa: America's Shame in the South Seas. Readers Digest. July 1961.
- Hawley N, Brown C, Nu'usolia O, Ah Ching J, Muasau-Howard B, McGarvey S. 2013. Barriers to adequate prenatal care utilization in American Samoa. *Maternal and Child Health Journal*.
- Herdrick D. 2011. Personal communication. Head of American Samoa Historic Preservation Office.
- Kayser M, Brauer S, Cordaux R, Casto A, Lao O, Zhivotovsky LA, Moyse-Faurie C, Rutledge RB, Schiefenhoevel W, Gil D, Lin AA, Underhill PA, Oefner PJ, Trent RJ, Stoneking M. 2006. Melanesian and Asian origins of Polynesians: mtDNA and Y chromosome gradients across the Pacific. *Molecular Biology and Evolution*. 23(11):2234-2244.
- Kennedy J. 2009. *The Tropical Frontier America's South Sea Colony*. Micronesian Area Research Center University of Guam.
- Lum JK, Cann RL. 2000. mtDNA lineage analyses: origins and migrations of Micronesians and Polynesians. *American Journal of Physical Anthropology* 113(2):151-68.
- McDade TW. 2002. Status incongruity in Samoan youth: A biocultural analysis of culture change, stress, and immune function. *Medical Anthropology Quarterly* 16(2):123-150.
- Macpherson C, Macpherson L. 2009. *The warm winds of change: globalization and contemporary Samoa*. Auckland University Press.
- Shore B. 1982. *Sala'ilua: A Samoan mystery*. New York: Columbia University Press.
- Tisdell C. 2002. Globalization, development and poverty in the Pacific islands: the situation of the least developed nations. *International Journal of Social Economics* 29(12):902-922.

United States Department of Labor. 2013. Wage and Hour Division: wage rates in American Samoa. <http://www.dol.gov/whd/minwage/americanSamoa/ASminwage.htm>. Accessed September 19, 2013.

CHAPTER 3: DETAILED METHODOLOGY

INTRODUCTION

This chapter provides a detailed narrative explanation of the methodology I used throughout the course of this study. It focuses on information too detailed for a scientific article but of possible interest to other anthropologists. It is my intention that this information acts as a supplement to the database chapters that follow. I conducted two interconnected projects. The first and more in-depth study included interviews, biological and self-reported measures of stress and pregnancy outcomes. In comparison, my secondary study utilized the medical charts of all women giving birth on the island within a year long period. I focus the majority of this chapter on the primary study and begin with an introduction to my preliminary field work and project preparation. I follow this with a discussion focused on my recruitment and primary interview technique. I continue with a section on participant follow-up, ethnographic interviews and measuring birth outcomes and laboratory analysis.

PRELIMINARY FIELDWORK AND PROJECT PREPARATION

In January 2010, I completed a three-week visit to American Samoa to determine the feasibility of this study and to conduct preliminary fieldwork. During this time, I lived with a surgeon who worked at the Lyndon B. Johnson Tropical Medical Center (LBJ), the territory's only hospital. This trip allowed me to visit the villages where I was planning to conduct research and to meet with officials at LBJ and the Department of Health (DOH).

While visiting the villages, I explained the objectives of the research project to women's groups, church groups and individuals. In addition, I conducted informal discussions with groups of Samoan women which provided preliminary data on the specific stressors experienced by this

demographic. Samoans are particularly community-orientated and are very interested in research focusing on the Samoan way of life (*fa'asamoa*) and the health of mothers and infants.

Many women voiced their interest in the project and shared personal stories of pregnancy loss, as well as traditions associated with pregnancy and delivery. Particularly disruptive components of women's lives that repeatedly arose during these conversations included church and family obligations, closure of one of the largest employers on the island, and destruction associated with the tsunami of September 2009.

In addition to meeting with women in the villages, I spoke at length with officials at LBJ and the DOH regarding the possibility of gaining affiliation with these institutions. LBJ and the DOH work closely together to provide basic maternal care to women across the island of Tutuila. At LBJ I met with the Chief Medical Officer, Dr. Aloiamoa Anesi, and the Chief of Service OB-GYN, Dr. John AhChing. At the DOH, I met with the Director of Health, Dr. Tuiasina Salamo Laumoli, the primary physician for the Maternal and Childhood Health division, Dr. Olita Korialaititi, the Medical Director, Dr. John Tuitele, and the founder and Director of the Women's Health Clinics, Marylin Anesi NP. LBJ and DOH officials expressed interest in the project and indicated the need for this type of research, and offered institutional affiliation.

After returning to Colorado, I gained research permission from the Department of Health in American Samoa (OHRP Federalwide Assurance #: 00001749) and the University of Colorado (OHRP Federalwide Assurance #: 00003492). During this time I sought and was awarded funding from the National Science Foundation Doctoral Dissertation Research Improvement Grant (BCS 1028966), and a Dissertation Fieldwork Grant from The Wenner-Gren Foundation (Gr. 8371). Additional funding was provided through the University of Colorado

Boulder by the Beverly Sears Graduate Student Grant Margaret Hoenich Award, the Haskell-Houghlin Scholarship Fund and the Dorothy Martin Award.

I returned to American Samoa in October 2010 to initiate the data collection stage of this project. I dedicated the first month and a half to meetings with leaders at LBJ and the DOH and to introducing myself to the medical staff at the various clinics. In November 2010 I met with Margaret Seseapasara, one of the three US trained nurse practitioners in American Samoa. Ms. Seseapasara is the women's health coordinator for the Tafuna Health Clinic, a satellite clinic of the DOH and the largest health clinic within the territory. She invited me to conduct my research from her clinic and provided invaluable logistical support throughout the data collection process.

RECRUITMENT AND CONSENT

Recruitment took place entirely at the Tafuna Health Clinic during women's first prenatal care visit. The DOH maintains three clinics; however, the Tafuna clinic manages the majority of the island's low-risk prenatal care patients. Candidates for this study were women of Polynesian descent between the ages of 18-40 years who were tobacco free and reported minimal alcohol use. They were also free of chronic infection, metabolic diseases, a history of hypertension, preeclampsia or eclampsia.

Women seeking prenatal care were registered at the prenatal clinic at the Tafuna Health Clinic. During registration they were given an HgB (pregnancy) test by the clinic staff, occasionally received counseling from the AIDS education program, and were given a referral to the LBJ laboratory for a standard series of blood tests (hemoglobin, hematocrit and blood glucose level). Women with high glucose levels were asked to return to LBJ for a three-hour fasting glucose tolerance test. Women with a high three-hour fasting blood glucose level were transferred to the high-risk clinic at LBJ for the duration of the pregnancy and were not included

in this study. After completing their blood work, women returned to the Tafuna Health Center where they were scheduled for a physical with Margaret Seseapasara, Tafuna's only nurse practitioner.

Women would begin their clinic visit by checking-in with the nursing staff who would take their weight, blood pressure and a basic medical history. Check-in was completed in front of 2-3 other pregnant women and one other staff member. Women were asked to remove their shoes and set their purses down prior to stepping on the Tanita BWB 80 electronic scale. Women's blood pressures were collected with an Omron – 90XL sphygmomanometer while the individual was in a sitting position. Basic medical information included reproductive history, approximate timing of their last menstrual period and surgical history.

After completing check-in, women would wait for their appointment within a narrow, crowded hallway outside of the examination room. Women were seen on a first come, first serve basis. It was not uncommon for women to wait up to three hours. When their turn came the nurse practitioner would direct women to the changing room. The changing room connected the hallway to the examination room and doubled as my office. I would welcome each woman and instruct her to change out of her clothes and into a *lavalava* (a traditional piece of cloth that wraps around the body and covers the chest and upper legs). Before she started changing I would excuse myself and ask her to come into the examination room when she was finished. At no point was the participant's body exposed to me, and I was not in the examination room while she changed or during the physical examination.

The average physical would take between 30 and 40 minutes. All physical examinations were conducted by Margaret Seseapasara. During the physical examination women's medical histories were collected, a pelvic examination was conducted, and women's blood tests were

reviewed. After completing the physical women were asked to change and return back to the examination room where they received various levels of basic nutritional and life style counseling. Women who met the basic criteria of my study were formally introduced to me by the nurse practitioner. During the introduction, Ms. Seseapasara briefly explained the study in Samoan to the candidate and asked them if they would be interested in learning more. If she agreed, I asked the woman to join me in my office to speak privately. The majority of women I approached at this stage agreed to meet. The main reasons women gave for not wanting to speak with me were needing to return to work or take care of another pressing obligation (picking up kids, etc.) or, less frequently, their discomfort with conversing in English. Interviews were conducted in English although all documents were available in Samoan.

When we were alone, I explained the research in greater detail and clarified that there was no obligation to participate. I further explained that participants could withdraw from the study at any time without any kind of impact on their prenatal care. Less than 10 women chose not to participate at this stage. I gained written and verbal consent from the remaining 219 women. Women were offered consent forms in Samoan or English. Three participants chose to fill out the interview forms in written Samoan and the remaining 216 women chose an English version. I then verbally reviewed the consent form in English. After participants had time to review the consent forms, I asked them to sign the documents. I gave each participant a copy of the unsigned consent form.

In order to support my recruitment efforts and increase my exposure within the community, I produced a series of fliers and handouts and gave interviews to local media outlets. The fliers and handouts presented the basic goal of the study and provided the recruitment criteria. I hung the fliers on community bulletin boards around the island and placed handouts

with the education materials at the DOH and LBJ. I also arranged radio, television and newspaper interviews with the island's media organizations. These interviews originally focused on the objectives and recruitment criterion of the study. As the project progressed I would give interviews about the development of the study and outcomes. I also used broadcast and print media to alert participants of thank you gifts offered after the completion of the study.

PRIMARY INTERVIEW

After gaining consent, I gave participants the choice between completing the interview questionnaire in written Samoan, written English or spoken English. Three participants chose to fill out the interview forms in written Samoan and one requested spoken English. The remaining 215 participants chose to fill out the questionnaire in written English. I first administered a two-page perceived stress survey (PSS) and monthly stress questionnaire (MSQ) to each participant. The PSS is a global measure of psychosocial stress that attempts to measure how uncontrollable, overloaded and unpredictable respondents find their lives to be (Cohen et al. 1983). I designed the MSQ to take a quick measure of the stress experienced during the last month and included questions about family health, financial obligations to church and family, financial stress, and relationships with partners, parents and in-laws. Both of these questionnaires were available in English and Samoan.

While participants completed the PSS and the MSQ, I reviewed their medical charts and filled out the majority of their medical questionnaire. The medical questionnaire focused on the participant's reproductive history and medical conditions known to disrupt pregnancy (e.g., diabetes and hypertension). Blood pressure, weight and stature were recorded on the medical questionnaire. Stature was measured using a GPM portable stadiometer mounted on the wall of

my office in accordance with standard anthropometric methods (Lohman, 1988). I collected the stature of my fifteen original recruits after they delivered due to a missing stadiometer.

I clarified participant medical histories when they had completed the PSS and MSQ. In addition I administered a psychosocial stress questionnaire (PSQ), a questionnaire I designed to gain a deeper understanding of participants' personal histories including family structures, living arrangements, church membership and a measure of status incongruence (discussed below).

The final component of the primary interview was collecting a dried blood spot (DBS) sample from each participant. Prior to beginning the interview, I had set out a pair of latex-free gloves, two Unistik 3 lancets, a cotton ball, an alcohol wipe, two finger bandages, and filter paper (Whatman Protein Saver Snap Apart Card). The participant's name and the date of collection were written on the outside of the collection card. Using gloved hands, I pulled the ends of the card to remove its protective cover. Utilizing the DBS collection techniques described by McDade et al (2007), I cleaned the woman's left index finger with an isopropyl alcohol wipe and administered a small puncture with a sterile lancet. The lancet was designed to deliver a controlled, uniform puncture that stimulates capillary blood flow with minimal injury and pain. The first droplet was wiped away. Subsequent drops were collected on filter paper with pre-printed circles to increase consistency and reduce researcher error. Four blood spots were collected from each participant. In cases where there was not enough blood, I punctured the right index finger using the same technique. After completion, I asked the participant to hold a cotton ball to the puncture site and shortly thereafter applied a finger bandage.

The card was immediately folded and placed out of the way of possible contamination. Each card was air-dried for 24 – 48 hours and then frozen at LBJ in a subzero freezer at -26 °C. These blood samples were sealed in four large Ziploc bags with desiccant packets. Samples

collected before August 14, 2011 were transferred to the University of Colorado's Department of Anthropology where they were stored at an average of -80°C . All samples collected after August 14, 2011 were stored in a new freezer at LBJ at an average of -50°C . In September 2012 all samples were moved to Dr. Jay Westcott's freezer (-80°C) at ELISA Tech, Denver. In all cases, desiccant packets were changed as needed (average every 2 weeks) to keep samples dry and viable.

PARTICIPANT FOLLOW-UP

Originally, Wednesdays, Thursdays and Fridays were follow-up days in the Tafuna clinic; however, this was later reduced to Wednesdays for the convenience of the clinicians. Women who had completed their initial blood work and physical were scheduled to return to the clinic once per month until the final month of their pregnancies when they would be seen by physicians at LBJ. During these monthly appointments the nurse practitioner would take abdominal measurements to determine fundal height (the distance from the mother's pubic bone to the top of her uterus). In addition an Elite 3 MHz OB Doppler test measured the fetus's heart rate. Women were not required to disrobe during the follow-up appointments and there was no pelvic exam.

I would ask participants to join me in my office after meeting with the nurse practitioner. During our follow-up women were given a repeat MSQ, PSS and a DBS test. This follow-up meeting typically took under 10 minutes and women quickly became accustomed to the procedure. As with the first meeting I gave participants the choice to fill out their questionnaire in Samoan or English or to be read the questionnaire in English. All participants chose to fill out the questionnaire in English or to be read the questionnaire. Some of the reasons women reported asking for assistance in completing the questionnaire included having their hands full with

children, uncertainty with their reading skills, vision challenges and wanting to be inclusive of the researcher. If the conversation was out of the ordinary I made note in my field notes.

The number of follow-ups collected for each participant was impacted by participant and staff behavior. Women had variable compliance with attending their prenatal care (PNC) appointments. Common reasons for missing appointments included lack of child care, family obligations, lack of transportation and lack of motivation. Staff behavior also impacted the success rates of follow-ups early in the study. Trying to be helpful, the clinic's nurse practitioner would decide which of my participants were 'worth my time' and would send others away without being interviewed. After recognizing this issue, I reviewed my inclusion and exclusion criteria with the clinic which seemed to help increase the number of follow-ups. Finally, clinic closures for holidays, vacations and other activities in the clinic led to last minute and often unpredictable cancelations and rescheduling of participant appointments.

Ethnographic / interview data

In addition to the PSQ, PSS and MSQ six women were given an informal interview. These women were particularly comfortable with me during their monthly follow-up and in some cases I had developed a personal relationship with them outside of the clinic. In selecting these women I attempted to represent a range of ages, parities and socioeconomic statuses. The informal interview was open ended and sought to gain elaboration and explanations of information gathered during the closed ended questions of the PSQ. In some cases participants volunteered extra information which I recorded in the form of field notes.

Women were given a choice to meet in their homes, in a public space, or at my home. I conducted parts of the interviews at the Tafuna Health Clinic, LBJ, hospital, over the phone, in restaurants and in some cases, chance meetings in public markets. It was my goal to meet with

women alone, but the nature of the Samoan household makes everything a public experience. I conducted these interviews with women during and after pregnancy, and in one case while the woman was in the early stages of labor. Women were asked open ended questions about their lives including their partners, village, church and family. My goal was to gain a more in-depth understanding of the lives of Samoan women.

Measuring birth outcomes: post-natal follow up

I accessed each participant's medical charts post-partum to complete their socioeconomic, pregnancy and delivery information. All medical charts were stored and accessed at LBJ. These charts were provided and reviewed at the LBJ medical record office. The director of the medical record office, Ms. Suafa Toluao, thoughtfully provided desk space for me to review these charts, in addition to supplying the manpower required to find each chart.

After reviewing the hard copy of the medical record, I reviewed the Labor and Delivery Ward log book (LDLB). The LDLB is kept by the attending nurses and is used by the hospital to generate monthly statistics. Data from the log book were used to supplement the information recorded from the participant's chart. When discrepancies occurred the medical record was prioritized over the LDLB.

Finally, I accessed the electronic records of participants with missing data from both the hard copies of the medical records and the LDLB. I received a 'view only' authorization from LBJ to access its Computerized Patient Record System (CPRS). During the course of this project, LBJ was in a transitional state with its record keeping. Doctors were not required to enter data electronically until April 2012. As a result, the medical records were a mixture of paper and electronic formats to varying degrees of completion.

In order to contextualize this study, I also undertook a large inclusive chart review of all women of Polynesian descent born in American or Independent Samoa who delivered between October 2010 and October 2011. These women were identified from the Labor and Delivery Ward Log Book (LDLB) and follow-up data were collected from the patient charts with the same methodology described above. I used these data in chapter four.

Participant compensation

At the completion of the study each participant was given a \$5 phone card for each interview they completed. Due to initial funding constrictions participants were told during their original interview that there would be no compensation for their time. As a result, the phone cards came as a pleasant surprise. Phone cards are necessary to add minutes to cell phones in American Samoa and are a strongly desired commodity. Study participants were alerted to the availability of these gifts through a front page newspaper article and radio interviews played during hourly news updates. In addition, my research assistant called each of the participants to alert them of the availability of the phone cards. Participants had to return to the clinic to claim their phone cards.

After conclusion of data collection, an additional inclusion and exclusion assessment was completed for each participant. Women were excluded from the study due to high risk pregnancies associated with gestational diabetes, ectopic pregnancies and multiple births. Women that did not complete the majority of their socio-demographic interview or had missing consent forms were also excluded.

Laboratory analysis

In January 2013 I began the laboratory analysis of the blood spots I collected over the course of this study. Through colleagues at National Jewish Hospital in Denver, I met and began working with Dr. Jay Westcott, owner of ELISA Tech in Denver. ELISA Tech's laboratory was located on Anschutz Medical Campus, although it was not part of the University of Colorado at Denver. Dr. Westcott agreed to help me with my samples with the expectation that I would complete the most time consuming and least technical component of the process, extracting eluates from the blood spot sample. Although Dr. Westcott handled the majority of sample analysis, he agreed to refresh my understanding of laboratory techniques and to demonstrate the remainder of the process after extraction.

I spent three days a week in Dr. Westcott's lab. I spent the first two weeks getting orientated to the laboratory and supplies. I had originally recorded all of my samples with the preprinted six digit number located on each of the blood spot cards. However, these became unwieldy and at Dr. Westcott's suggestion I relabeled all of my samples with 'simple numbers' (1 – 480). In addition I created a data base that reflected these numbers for easier tracking of the samples through the process.

The majority of my laboratory time was spent using a hand held hole punch to punch a 6 mm sample from the blood spot card. Using tweezers I would transfer the sample into a vial I had previously labeled with the simple number. After completing a tray of samples I would use a pipette to add 1 mL of assay buffer (PBS, 0.05% tween) to each vial and close the lid. I would wrap the tray in plastic wrap (to keep the vials in place), gently shake the tray by hand to fully saturate the blood spot, and then let the tray sit for 1-3 hours. Finally, the samples were incubated

overnight at 4°C. This process separated the eluates from the filter paper making it possible to run the ELISAs.

While I created the eluates, Dr. Westcott began processing them for CRP. Typically he would call me over and explain the process. We would also discuss the results and determine which samples needed to be re-run due to errors with the plate reader and levels of dilution. Due to time constrictions, Dr. Westcott chose to run the final EBV samples by himself. The specific details of dried blood spot analysis are discussed in chapters 5 and 6.

Women experiencing spontaneous abortions (SAB) were not included in this study due to the unreliable record keeping associated with a dilation and curettage (D&C) in American Samoa. For instance, an HCG (pregnancy) test would not necessarily be administered to a patient with heavy bleeding prior to conducting a D&C, and it was impossible to determine from the chart if the patient experienced a SAB or another gynecological condition.

REFERENCES

- Cohen S, Kamarck T, Mermelstein R. 1983. A global measure of perceived stress. *Journal of Health and Social Behavior* 24:386-396.
- Lohman TG, Roche AF, Martorell R. 1988. *Anthropometric standardization reference manual*. Champaign, IL. Human Kinetics.
- McDade TW, Williams S, Snodgrass J. 2007. What a drop can do: Dried blood spots as a minimally invasive method for integrating biomarkers into population-based research. *Demography* 44:899-925.

CHAPTER 4: YOU JUST HAVE TO WAIT: MARITAL STATUS AND PREGNANCY OUTCOME IN AMERICAN SAMOA

INTRODUCTION

This chapter addresses the relationship between marital status and prenatal care, medical interventions during delivery and neonate size, while providing a population level overview of Samoan women giving birth in American Samoa over the course of a year. Cross-culturally, married women are more likely to utilize prenatal care (Glei et al., 2003; McCaw-Binns et al., 1995), have improved health (Wood et al., 2007) and have better pregnancy outcomes in terms of neonate size (Raatikainen et al., 2005).

Adequate prenatal care (PNC) is widely recognized to improve neonate health and reduce pregnancy interventions by decreasing neurologic, developmental and congenital anomalies (Kotelchuck, 1994; Kessner et al., 1973). In addition, adequate PNC is meant to reduce intrauterine growth restriction, fetal loss and preterm birth (US Public Health Service, 1989). Although there is general agreement that PNC is beneficial, socioeconomic vulnerability, like that caused by not being married, influences which women received care (Raatikainen et al., 2007; Bennett, 1992).

There is evidence that marital status can affect the type and frequency of medical care received, but there is little research focusing specifically on medical interventions used during delivery (Wood et al., 2007). The most common medical interventions utilized in American Samoa are labor inductions and assistance. Labor induction is a method of artificially or prematurely stimulating childbirth either hormonally or through artificial rupturing a woman's membranes. Assistance during delivery includes operative vaginal deliveries (forceps/vacuum

assist), episiotomies and cesarean births (Weber and Meyn, 2002; Franman et al., 2009; Gibbons et al., 2010). Lastly, neonate body size, a proxy for physical maturity and an important indicator of neonate health (Catalano et al., 1995), has been found to be larger in married women (Siza, 2008).

The differences between married and unmarried women in PNC, medical interventions and neonate size have typically been associated with differential access to social and financial resources associated with their status (Kalinka et al., 2003; Bennett 1992). For instance, in the mainland United States single women were 2-3 times less likely to have medical insurance than their married peers (Short 1998; Gold 1985, 1987). In Great Britain, studies found that mortality was greatest in those infants born to unmarried women (Leon, 1991), especially those in disadvantaged social classes (Whitehead and Drever, 1999). These differences in perinatal outcomes were attributed to the quality of care available to the mother and baby, and were intensified by a lack of resources.

It is unclear if this pattern of disproportionate access to resources continues in American Samoa where large extended families are the norm and family finances are systematically shared. Extended families may provide a social buffer against many of the stressors associated with pregnancy conceived out of wedlock (Hedegaard et al., 1993). American Samoa has an intensely hierarchical social organization that places the chief (*matai*) at the head of the extended family (*'āiga*) (Shore, 1982). The *matai* manages family property and controls the flow and distribution of resources. This system ensures that families deal with financial strain as a collective and provides a financial network beyond the nuclear family. Without the financial and social support of the family, prenatal care costs and associated time and travel expenses can be challenging to meet. I predict that the particular nuances of American Samoan family organization may mitigate

some of the social and financial barriers to prenatal care amongst unmarried women and result in equal access to prenatal care, medical interventions during pregnancy and neonate outcomes.

There are four goals of this chapter: (1) to present descriptive statistics of Samoan women giving birth in American Samoa; (2) to determine if marital status is related to utilization of prenatal care in American Samoa; (3) to determine if marital status is related to delivery outcomes in American Samoa, especially neonate size and of medical interventions and (4) to contextualize Samoa in comparison to the mainland United States.

METHODS

This study includes all Polynesian women born in either Independent or American Samoa who had viable deliveries between October 2010 and October 2011. Women with gestational diabetes (n=39) were excluded from this study due to the negative impact of the disease on fetal development and pregnancy outcomes (Nold and Georgieff, 2004; Buchanan and Kitzmiller, 1994). I initially identified participants from the Labor and Delivery Ward log book (LDLB) and the Maternity Ward log book (MLB). The LDLB is kept by the attending nurses in labor and delivery and is used by the hospital to generate monthly statistics. Women with scheduled caesarian-sections were not registered in the LDLB and instead went directly to the maternity ward after delivery and were registered in the MLB.

After identifying participants, I reviewed each woman's medical record. All medical records were stored and accessed at the Lyndon B. Johnson Tropical Medical Center (LBJ). The medical record was prioritized when discrepancies between the LDLB, MLB and the medical record occurred. The medical records were a mixture of paper and electronic formats and in varying degrees of completion and accuracy. Data of interest included maternal characteristics, prenatal, delivery and neonate outcomes. These variables are presented in Table 4.1. Marital

status in the medical records was coded as married or unmarried. Consequently, married refers only to legally married women and excludes women who describe themselves as married who are in non-legal domestic partnerships.

Table 4.1. Maternal characteristics, prenatal, delivery and neonate outcomes

Maternal characteristics

- Marital status (married vs unmarried)
- Employment at delivery
- Residency status
- Age at delivery
- Number of previous deliveries
- Number of previous pregnancies
- Maternal weight at delivery

Prenatal Outcomes

- Gestation period (days) (gestation periods identified only as ‘term’ were coded as 40 weeks)
- Number of prenatal care (PNC) appointments
- Gestation age at 1st PNC visit
- Adequacy of PNC
- Presence of gestational diabetes (GDM)

Delivery outcomes – Medical Interventions

- Method of membrane rupture (spontaneous or artificial)
- Episiotomy
- Induction
- Maternal anemia
- Presence of meconium
- Operative vaginal delivery (vacuum assist, forceps)
- Mode of delivery (vaginal or C-section)
- Presentation (low risk: vertex; high risk: breech, cephalic, transverse, footling, left occiput posterior)
- Total medical interventions (artificial rupturing of membranes, episiotomy, induction, vacuum assist, cesarean section)

Neonate outcomes

- Neonate weight (g)
 - Percentile weight for gestation age
 - Neonate crown to heel length (cm)
 - Ponderal Index
 - 1st minute APGAR
 - 5th minute APGAR
-

Interviews

In order to provide a context for the data discussed in this chapter I conducted a series of scripted and unscripted interviews with pregnant women living on the main island of Tutuila. These interviews were mostly conducted at the Tafuna health clinic, the islands largest provider of prenatal care to low-risk patients. Additional impromptu informal interviews were conducted during routine social interactions throughout the community. These interviews addressed the role of marriage, immigration status and employment on Samoan women's lives.

Adequacy of prenatal care

Adequacy of prenatal care (PNC) was determined using the Adequacy of Prenatal Care Utilization (APNCU) index (Kotelchuck, 1994). The APNCU combines a measure of the adequacy of initiation of prenatal care with the adequacy of received services and follows the American Congress of Obstetricians and Gynecologists guidelines for proper PNC utilization (Alexander and Kotelchuck, 1996). Women who began their PNC early and continued to receive care regularly throughout their gestational period are classified as receiving 'adequate' PNC. For this study, women who began their PNC prior to the 4th month of gestation and received at least 50% of recommended services were classified as having adequate PNC. A breakdown of the categories of the APNCU are in Appendix A.

Neonate size

Local weight for gestation age percentiles were determined using the World Health Organization's Sexual and Reproductive Health weight percentiles calculator (Mikolajczyk et al., 2011). The complete local percentiles table for this population is available in Appendix B. Neonates who were below the 10th percentile for those of the same gestational age were considered to have undergone intrauterine growth restrictions (IUGR) and have not reached their

growth potential. These neonates are considered small for gestational age (SGA). Neonates who were above the 90th percentile for those of the same gestational age are considered large for gestational age (LGA). Those between the 10th and 90th percentiles are considered appropriate for gestational age (AGA) (Battaglia and Lubchenco, 1967).

The ponderal index (PI) is an additional measure of neonate body size that makes it possible to identify newborns who are an appropriate size for gestational age (AGA) but show evidence of growth restrictions (Chard et al., 1992). The PI is defined as the ratio of neonate body weight to crown to heel length $[\text{weight (in g)} \times 100] \div [\text{length (in cm)}^3]$ (Chard et al., 1992). During the 30 to 37th week of gestation the PI increases gradually and then remains constant unless there is a decrease in skeletal muscle and adipose tissue (Chard et al., 1992). Neonates with a PI below the 10th percentile are considered malnourished, where as those with a PI below the 3rd percentile suffer from severe wasting (Miller and Hassanein, 1971).

Research permission

Research permission was gained from the Department of Health in American Samoa (OHRP Federalwide Assurance #: 00001749) and the University of Colorado (OHRP Federalwide Assurance #: 00003492).

Data analysis

All statistical analyses were conducted with IBM SPSS Statistics 19.0. Statistical significance for all analyses was set at $p < 0.05$. The chi-square test for independence was used to compare the frequencies of discrete variables between groups. Independent-sample t-tests were used to compare the means of continuous variables between groups. A Mann-Whitney U was used for non-normally distributed variables. An ANCOVA was used to control for co-variance associated with maternal age and number of previous deliveries.

RESULTS

Of the women in this population 57.8% were married, 65.9% were residents and 75.5% were unemployed. The majority of women's membranes were artificially ruptured (59.6%). Women were less likely to have an episiotomy (8.7%) or be induced into labor (18%). A minority of women were anemic (13.7%). Neonates were less likely to be delivered with an operative vaginal delivery (3%), to have a high risk presentation (4.1%) or be exposed to meconium (24.6%). Women were more likely to deliver vaginally (77.5%) than by cesarean section (See Table 4.2). The majority of neonates were average size for gestational age (AGA) (80.6%), few were small for gestational age (SGA) (11%) or large for gestational age (LGA) (8.4%).

Table 4.2. Descriptive variables: maternal characteristics and delivery outcomes

Variable	N ^a	Category	Frequency (%)
Marital status	1033	Married	597 (57.8%)
		Unmarried	436 (42.2%)
Residency status	1048	Resident	691 (65.9%)
		Non-Resident	357 (34.1%)
Employment status	1006	Employed	244 (24.3%)
		Unemployed	762 (75.7%)
Membranes	824	Spontaneous Rupture	333 (40.4%)
		Artificial Rupture	491 (59.6%)
Episiotomy	1097	Presence	95 (8.7%)
		Absence	1002 (91.3%)
Induction	1097	Presence	197 (18%)
		Absence	900 (82%)
Anemia	1097	Presence	150 (13.7%)
		Absence	947 (86.3%)
Meconium	1097	Presence	270 (24.6%)
		Absence	827 (75.4%)
Operative vaginal delivery	1097	Presence	33 (3%)
		Absence	1064 (97%)
Vaginal delivery	1097	Presence	247 (22.5%)
		Absence	850 (77.5%)
Presentation	1033	High Risk	42 (4.1%)
		Low Risk	991 (95.9%)
SGA ^b (>10th Percentile)	1002	SGA	110 (11%)
		Not SGA	892 (89%)
LGA ^b (<90th Percentile)	1002	LGA	84 (8.4%)
		Not LGA	918 (91.6%)
AGA ^b (≤10-≥90th %)	1002	AGA	808 (80.6%)
		Not AGA	194 (19.4%)

^aTotal sample size is lower for some variables due to incomplete medical records.

^bSGA=Small for gestational age, AGA=average for gestational age, LGA=Large for gestational age

The mean age of women in this study was 26.8 (\pm 6.5) years and average maternal weight was 203.6 (\pm 44.68) pounds. Women in this study attended an average of 8.25 (\pm 4.68) prenatal care appointments starting an average of 147.6 (\pm 69.5) days into their pregnancy. The average woman in this study had 3.24 (\pm 2.17) previous pregnancies and 3.1 (\pm 2.07) previous deliveries. The gestation period for this population averaged 277.1 (\pm 13.72) days. The average neonate weight was 3408.3 (\pm 572.7) grams. Average neonate length was 50.24 (\pm 2.94) cm, and the average ponderal index was 2.72 (\pm 0.75). First minute APGAR scores averaged 8.34 (\pm 1.14) and the average five minute APGAR scores 8.95 (\pm 0.75). The average woman in this study had 0.97 (\pm 0.78) medical interventions. Descriptive variables for maternal characteristics and birth outcomes for continuous data are presented in Table 4.3.

Table 4.3. Descriptive variables: maternal characteristics and birth outcomes for continuous data

	<i>N</i> ^a	Range	Median	Mean
Maternal age	1087	12 - 50	26	26.83 ± 6.5
Maternal weight at 1st visit	944	103 - 435	200	203.65 ± 44.68
Maternal weight at delivery	915	129 - 320	221	224.91 ± 45.07
Number of prenatal care appointments	1088	0 -24	9	8.25 ± 4.68
Gestation age 1st visit (days)	1020	7 - 294	133	147.6 ± 69.5
Number of previous pregnancies	1096	1 - 12	3	3.24 ± 2.17
Number of previous deliveries	1094	0 - 12	3	3.1 ± 2.07
Gestation period days	1067	168 - 309	280	277.11 ± 13.72
Neonate weight (g)	1091	1043 - 5488	3401	3408.2 ± 572.7
Neonate length (cm)	1026	29.5 - 62	50.5	50.24 ± 2.94
Ponderal Index	969	0.97-12.57	2.6	2.72 ± 0.75
1st minute APGAR	1064	0 - 10	9	8.34 ± 1.14
5 minute APGAR	1064	0 - 10	9	8.95 ± 0.75
Total medical interventions	1097	0 - 3	1	0.97 ± 0.78

^aTotal sample size is lower for some variables due to incomplete medical records.

Marital Status Descriptive Statistics

I used a chi-square test for independence to compare the frequencies of discrete variables between married and unmarried women (Table 4.4). Married women were more likely to be residents of American Samoa and be employed at the time of delivery ($p = 0.001$). However, married women were less likely to have an episiotomy ($p = 0.005$) or an operative vaginal delivery ($p = 0.011$). Married women were more likely to be categorized as having adequate care

($p=0.001$). There were no differences between marital status and method of membrane rupture, induction of labor, maternal anemia, type of delivery, presence of meconium, or neonate presentation at labor. Finally, there was no difference between SGA, LGA or AGA between married and unmarried women (Table 4.4).

Table 4.4. Marital status descriptive table nominal data

Breakdown of Variable		N = Married	N = Not Married	p- value
Residency Status	Resident	426	253	
	Non-Resident	171	182	<0.001
Employment Status	Employed	171	72	
	Not Employed	416	346	<0.001
Adequacy of PNC Utilization	Adequate	251	118	
	Inadequate	279	251	<0.001
Occupation	Occupied Outside of Home	180	130	
	Not Occupied Outside of Home	382	276	0.998
Birth Place	Born American Samoa	307	228	
	Born Western Samoa	290	208	0.782
Rupture of Membrane	Spontaneous Rupture of Membranes	175	137	
	Artificial Rupture of Membranes	270	198	0.658
Episiotomy	Episiotomy	40	51	
	No Episiotomy	557	385	0.005
Induction	Induction	117	66	
	No Induction	480	370	0.064
Anemia	Anemia	84	66	
	No Anemia	513	370	0.631
Meconium	Meconium	149	109	
	No Meconium	448	327	0.998
Operative Vaginal Delivery	Operative Vaginal Delivery	12	21	
	No Operative Vaginal Delivery	585	415	0.011
Delivery Type	Vaginal Delivery	460	137	
	C-Section	89	347	0.330
Presentation	Low Risk	531	404	
	High Risk	26	15	0.402
SGA ^b (>10th Percentile)	SGA	55	51	
	Not SGA	493	350	0.211
LGA ^b (<90th Percentile)	LGA	53	26	
	Not LGA	495	375	0.095
AGA ^b (≤ 10 - ≥ 90 th Percentile)	AGA	440	324	
	Not AGA	108	77	0.869

^aTotal sample size is lower for some variables due to incomplete medical records. ^bSGA=Small for gestational age, AGA=average for gestational age, LGA=Large for gestational age

I used independent-sample t-tests were used to compare the means of continuous variables between married and unmarried women (Table 4.5). A Mann-Whitney U was performed on all non-normally distributed variables. Married women were older and heavier at delivery and had more previous pregnancies and deliveries ($p < 0.001$), and longer gestation period ($p = 0.016$). Married women were more likely to start their PNC earlier and attend more PNC appointments ($p < 0.001$). In addition, married women's neonates had higher 1st minute APGARs ($p = 0.044$), were heavier ($p < 0.001$) and longer ($p = 0.015$). There was no difference based on marital status with the 5 minute APGAR, ponderal index or total medical interventions (Table 4.5).

Table 4.5. Marital status descriptive table quantitative data

	Breakdown of Variable	N	Mean	p-value (t-test)	p-value (ANCOVA)
Weight at delivery (lbs)	Married	549	230.1 ± 44.19		
	Not married	365	217.01 ± 45.36	<0.001	<0.001
Number of previous pregnancies	Married	596	3.9 ± 2.22		
	Not married	436	2.3 ± 1.7	<0.001	–
Number of previous deliveries	Married	594	3.7 ± 2.12		
	Not married	436	2.3 ± 1.66	<0.001	–
Gestation period (days)	Married	584	277.9 ± 12.1		
	Not married	426	275.7 ± 15.6	0.016	0.011
1st minute APGAR	Married	583	8.4 ± 0.96		
	Not married	425	8.2 ± 1.35	0.011	0.019
5 minute APGAR	Married	583	9 ± 0.61		
	Not married	425	8.9 ± 0.94	0.079	–
Maternal age	Married	594	28.8 ± 6.26		
	Not married	434	24.1 ± 5.97	<0.001	–
Number of prenatal care appointments	Married	595	9.1 ± 4.5		
	Not married	435	7.1 ± 4.6	<0.001	<0.001
Neonate weight (g)	Married	596	3453.76 ± 568.58		
	Not married	433	3322.34 ± 593.92	<0.001	–
Neonate length (cm)	Married	567	50.3 ± 3.41		
	Not married	407	49.6 ± 4.8	0.014	–
Ponderal Index	Married	566	2.7 ± 0.78		
	Not married	403	2.7 ± 0.76	0.67	–
Gestation age at 1st visit	Married	561	135 ± 66.7		
	Not married	409	162.5 ± 69.15	<0.001	<0.001
Total medical intervention	Married	597	1 ± 0.76		
	Not married	436	1 ± 0.82	0.843	–

^aTotal sample size is lower for some variables due to incomplete medical records.

I used an ANCOVA to model the possible confounding effects of age and parity on prenatal and pregnancy outcomes. After controlling for maternal age and number of previous deliveries, maternal weight at delivery remained significant ($p < 0.001$), as did total gestation period ($p=0.011$) and 1st minute APGAR scores also retained their significance ($p=0.019$). Married women were also more likely to start their PNC earlier and attend more PNC appointments ($p < 0.001$). However, after controlling for maternal age and number of previous deliveries the effect of marital status on total medical interventions disappeared. The assumption of homogeneity of slopes was violated for number of previous deliveries, neonate weight and neonate length and as a result these variables were excluded from the ANCOVA. Details of the ANCOVA can be found in Appendix C and results can be found in Table 4.5.

DISCUSSION

Prenatal Care

Marital status affects the timing and amount of PNC Samoan women receive. Prenatal care is important for improving neonate and maternal health within a population (US Department of Health and Human Services, 2000; Kessner et al., 1973; US Public Health Service 1989). However, in American Samoa married women are more likely to start their prenatal care earlier and have more appointments than unmarried women. Married women were also more likely to have adequate PNC based on the Adequacy of Prenatal Care Utilization (APNCU) index. This difference is likely due to a combination of financial and social restrictions associated with marital status in American Samoa.

Because of American Samoa's relationship with the United States, medical costs are kept to a minimum. These fees are further reduced for women who begin their prenatal care in the first trimester of their pregnancy and attend all of their PNC appointments. However, women are

still expected to pay \$70 for their first appointment, a fee which is approximately 10.5% of an average monthly salary in the territory (CIA World Fact Book 2009). These funds may be unobtainable for unmarried women who, compared to their married peers are less likely to be employed, have residency status and may not have the same access to funds as married women.

Although Samoan extended families (*'āiga*) may provide some of the social support typically supplied by the partner, women reported being apprehensive of how their family and the medical community may respond to their pregnancies. In my interviews, unmarried women would frequently indicate that they started their PNC late or avoided PNC in order to circumvent admonishment from their health care providers and *'āiga*. When asked about the timing of their PNC some unmarried women indicated the anticipation of embarrassment and rough treatment based off on their previous experience or that of their peers. Women reported being reprimanded by their PNC providers for being pregnant and unmarried. Even women in long-term relationships reported being asked antagonistically why they were not married to the father of their children. Anticipation of negative responses from their *aigas* was also frequently reported as a deterrent to accessing PNC (Hawley et al., 2013).

In recent Samoan history, unmarried pregnant women could be beaten publically by their male *'āiga* members and frequently had their waist long hair forcibly cut to punish them for their perceived indiscretion. Unfortunately, although women are less likely to have their hair cut today, stories of physical assault by family members due to unwanted pregnancies were still common. Physical and verbal abuse were most frequently instigated by male family members as a response to the perceived shame and embarrassment that an unmarried pregnancy would generate in the *aiga's* church community. Finally, some women confessed waiting to share their

pregnancy status to avoid potential entanglements with family members who may aggressively try to adopt their children.

Delivery Outcomes – Medical Interventions

Marital status appeared to have little impact on the number and type of medical interventions women received. Medical interventions during delivery are not themselves indicative of a poor pregnancy outcomes or an unhealthy pregnancy. However, married women in American Samoa seemed to be treated more courteously and with more respect at every stage of the prenatal and delivery process. This was recognized by women who would on occasion lie about their marital status to avoid confrontations with then medical staff.

In this study, married women were less likely to have an episiotomy or an operative vaginal delivery. It is unclear why this difference occurs, however it may suggest different decision making on behalf of the medical professionals during delivery. Interestingly, there were no differences in membrane rupturing, rates of induction, the method of delivery or the total number of medical interventions. American Samoan doctors perform fewer operative vaginal deliveries, episiotomies and cesarean sections than their counterparts on the mainland United States (Table 4.6).

Table 4.6: Comparisons of percentage of operative vaginal deliveries, episiotomies and cesarean sections performed on the mainland United States compared to American Samoa.

	United States	American Samoa
Operative Vaginal Deliveries ^a	3.60%	3%
Episiotomies ^b	24.50%	8.70%
Cesarean Section ^c	30.30%	22.50%

^aNatl Vital Stat Rep, 2012; ^bFrankman et al., 2009; ^cGibbons et al., 2010

Delivery outcomes – neonate size

Neonate body size has been recognized as an important indicator of neonate health and is used as a proxy for physical maturity (Catalano et al., 1995). Gestation length, measures of neonate body size (weight, crown to heel length) and combined measures like the ponderal index and weight for gestational age provide a strong measure of neonate growth and development (Chard 1992; Draper and Field 2007).

Married women in this study had heavier and longer neonates. However, these differences were small and unlikely to be biologically significant. For these results to be biologically significant I would expect a 5% difference between groups. This encapsulates the difference between the 5th and 10th percentile categories according to the World Health Organization's Sexual and Reproductive Health weight percentiles calculator (Mikolajczyk et al., 2011; appendix B). The mean neonate weight in these women is 3408.2g. The difference in neonate weight between married and unmarried women is 131.42g which is below the 5% difference of 170.41g. The mean neonate length in these women is 50.24g. The difference in neonate length between married and unmarried women is 0.7 which is below the 5% difference of 2.5cm. In addition, I found no differences in ponderal index scores or the number of SGA, AGA or LGA neonates associated with marital status.

As a territory of the United States, American Samoa birth outcomes can be compared to those occurring on the mainland. Because there was no difference between marital status and birthplace I combined for women born in American and Independent Samoa for this comparison. Samoan women were compared to U.S born whites, foreign-born Asian Indians, U.S. born Asian Indians, foreign-born Mexican and U.S. born Mexicans. Samoan women had slightly longer gestation lengths than white, Mexican or Asian American women and lower rates of prematurity

than any other group of women. They also had the largest neonates of any group besides white Americans. Samoan women had a higher percentage of low birth weight (≤ 2500) neonates than white or Mexican American women. White and Mexican born women were the only ones to have lower rates of percentage of very low birth weight (≤ 1500 g) compared to Samoan women. Samoan woman had the lowest percentile of small for gestational age infants (SGA $< 5^{\text{th}}$ percentile). Taken together, these results indicate that Samoan infants are well within the ranges of mainland populations of women (Table 4.7).

Table 4.7: Cross Cultural Comparison of Birth Outcomes Based on Maternal Birth Place

	U.S. Born White ^a	Foreign- Born Asian Indian ^a	U.S. Born Asian- Indian ^a	Foreign- born Mexican ^a	U.S. born Mexican ^a	Samoan Born
N	4,005,671	76,618	4,285	1,408,797	928,801	1091
Mean Gestational Age (wk)	39.1	38.9	38.9	39.1	38.9	39.6
% Prematurity (< 37 wk)	14.85	16.73	16.64	16.04	18.21	5.34
Mean birth weight (g)	3439	2174	3203	3388	3332	3408
% LBW (≤ 2500 g)	3.71	6.91	6.7	3.66	4.65	5.5
% VLBW (≤ 1500 g)	0.67	0.79	0.93	0.69	0.9	0.73
% SGA ^b	2.61	6.34	5.58	2.93	3.37	1.01

^aComparative data from Madan et al., 2006;

^bSGA (small for gestational age) represents neonate below the 5th percentile for weight for body size.

Social status and legitimate marriage in American Samoa

Unmarried pregnant women in American Samoa face stigma that impacts their utilization of prenatal care. This is surprising because many women in Samoa cohabit with partners for many years in relationships that produce children and seem to be socially accepted as married. Because it costs so little to get legally married through the court it initially seems as though these women have made a personal decision to not get married. However, in American Samoa, culturally legitimate marriage refers to large Christian-styled church weddings that require tremendous social and financial resources.

Weddings are hosted by the entire extended family and require financial organization by the *matai*. Couples from more affluent families or those who hold a higher status within their families are likely to have their weddings prioritized over other family needs and events. As a result, lower ranking women have less access to church-styled (legal) weddings. In this way, accessibility of a church-styled wedding is representative of a couple's status in their family and village. Legal marriage acts to legitimize couples within their family and society and reifies status hierarchies already present in American Samoa. Other measures of social status including residency status, employment and education levels were measured but were non-significant and not discussed in this chapter.

CONCLUSIONS

Marital status has been recognized cross-culturally as impacting prenatal care, medical interventions during delivery and neonate outcomes. The results of this study challenge this pattern by addressing these outcomes in Samoan women giving birth in American Samoa. Married women in this population accessed prenatal care earlier and more frequently than their unmarried peers, and were less likely to have an episiotomy or an operative vaginal delivery.

However, there are no differences based on of marital status with any other medical interventions during pregnancy or neonate outcomes. The lack of differences between married and unmarried Samoan women may be related to the additional social and financial support associated with extended families and centralized family incomes. Taken together this support may mitigate some of the barriers and social pressures associated with unmarried pregnancy. However, these close knit communities can also increase pressure on unmarried pregnant women from their families and medical communities. In addition, this system may reduce access to marriage for lower ranking women.

REFERENCES

- Alexander GR, Kotelchuck M. 1996. Quantifying the adequacy of prenatal care: a comparison of indices. *Public Health Reports* 111: 408-416.
- Apgar V. 1953. A proposal for a new method of evaluation of the newborn infant. *Current Research in Anesthesia-Analgesia* 32(4):260-267.
- Battaglia FC, Lubchenco LO. 1967. A practical classification of new born infants by weight and gestational age. *Journal of Pediatrics*. 71:159-163.
- Bennett T. 1992. Marital status and infant health outcomes. *Social Science and Medicine*. 35(9):1179-1187.
- Buchanan TA, Kitzmiller JL. 1994. Metabolic interactions of diabetes and pregnancy. *Annual Reviews of Medicine* 45:245-260.
- Casey BM, McIntire DD, Leveno KJ. 2001. The continuing value of the Apgar score for the assessment of newborn infants. *New England Journal of Medicine* 344(7):467-471.
- Catalano PM, Thomas AJ, Avallone DA, Amini SB. 1995. Anthropometric estimation of neonatal body composition. *American Journal of Obstetrics and Gynecology*. 173(4):1176-1181.
- Chard T, Costeloe K, Leaf A. 1992. Evidence of growth retardation in neonates of apparently normal weight. *European Journal of Obstetrics & Gynecology and Reproductive Biology* 45:59-62.
- Central Intelligence Agency World Fact Book. <https://www.cia.gov/library/publications/the-world-factbook/geos/aq.html>. Accessed 2012.

- Draper ES, Field DJ. 2007. Epidemiology of prematurity- how valid are comparisons of neonate outcomes? *Seminars in Fetal and Neonatal Medicine* 12:337-343.
- Frankman EA, Wang L, Bunker CH, Lowder JL. 2009. Episiotomy in the United States: has anything changed? *American Journal of Obstetric Gynecology* 200(5):573.e1.
- Gibbons L, Belizán JM, Lauer JA, Betrán AP, Merialdi M and Althabe F. 2010. The global numbers and costs of additionally needed and unnecessary caesarean sections performed per year: overuse as a barrier to universal coverage. *World Health Report, World Health Organization Background Paper*, 30.
- Glei DA, Goldman N, Rodriguez G. 2003. Utilization of care during pregnancy in Rural Guatemala: does obstetrical need matter? *Social Science and Medicine* 57(12):2447-2463.
- Gold RB, Kenney AM, Singh S. 1987. Paying for maternity care in the United States. *Family Planning Perspectives*. 19(5):190-193.
- Gold RB, Kenney AM. 1985. Paying for maternity care. *Family Planning Perspectives*. 17(3):103-111.
- Hawley N, Brown C, Nu'usolia O, Ah Ching J, Muasau-Howard B, McGarvey S. 2013. Barriers to adequate prenatal care utilization in American Samoa. *Maternal and Child Health Journal*.
- Hedegaard M, Henriksen TB, Sabroe S, Secher NJ. 1993. Psychological distress in pregnancy and preterm delivery. *BMJ* 307(6898):234–239.
- Kalinka J, Laudanski T, Hanke W, Wasiela M. 2003. Do microbiological factors account for poor pregnancy outcome among unmarried pregnant women in Poland? *Fetal Diagnosis and Therapy* 18(5):345–352.
- Kessner DM, Singer J, Kalk CW, Schlesinger ER. 1973. Infant death: an analysis by maternal risk and health care. In: *Contracts in health status*. Vol I. Washington DC: Institute of Medicine, National Academy of Sciences.
- Kotelchuck M. 1994. An evaluation of the Kessner Adequacy of Prenatal care index and a proposed Adequacy of Prenatal care Utilization Index. *American Journal of Public Health* 84:1414-1420.
- Leon DA. 1991. Influence of birth weight on differences in infant mortality by social class and legitimacy. *BMJ* 303:964-967.
- McCaw-Binns A, La Grenade J, Ashley D. 1995. Under-users of antenatal care: a comparison of non-attenders and late attenders for antenatal care, with early attenders. *Social Science and Medicine* 40(7):1003-1012.
- Miller HC, Hassanein K. 1971. Diagnosis of impaired fetal growth in newborn infants. *Pediatrics* 48:511.

- National Vital Statistics Report. 2012. Final data for 2010. 61(1).
- Nold JL, Georgieff MK. 2004. Infants of diabetic mothers. *Pediatric Clinics of North America* 51:619.
- Raatikainen K, Heiskanen N, Heinonen S. 2007. Under attending free antenatal care is associated with adverse pregnancy outcomes. *BMC Public Health* 7:268-276.
- Raatikainen K, Heiskanen N, Heinonen S. 2005. Marriage still protects pregnancy. *BJOG: An International Journal of Obstetrics & Gynaecology* 112: 1411–1416.
- Shore B. 1982. *Sala'ilua: A Samoan mystery*. New York: Columbia University Press.
- Short PF. 1998. Gaps and transitions in health insurance: what are the concerns of women? *Journal of Women's Health* 7(6): 725-737.
- Siza JE. 2008. Risk factors associated with low birth weight of neonates among women attending a referral hospital in northern Tanzania. *Tanzania Journal of Health Research* 10(1):1-8.
- US Public Health Service. 1989. *Caring for our future: the content of prenatal care*. US Public Health Service, Department of Health and Human Services, Washington, DC.
- US Department of Health and Human Services. 2000. *Healthy People 2010. Maternal, Infant, and Child Health*. Chapter 16. Vol. II, 2nd ed.
<http://www.healthypeople.gov/document/html/volume2/16mich.htm>
- Weber AM, Meyn L. 2002. Episiotomy use in the United States, 1979-1997. *Obstetrics and Gynecology* 100(6):1177.
- Whitehead M, Drever F. 1999. Narrowing social inequalities in health? Analysis of trends in mortality among babies of lone mothers. *BMJ* 318:908.
- Woods RG, Goesling B, Avellar S. 2007. *The effects of marriage on health*. ASPE Research Brief Office of Human Services Policy-U.S. Department of Health and Human Services.
<http://aspe.hhs.gov/hsp/07/marriageonhealth/rb.pdf>

CHAPTER 5: DO SELF-REPORTED MEASURES OF PSYCHOSOCIAL STRESS ALIGN WITH A BIOMARKER OF STRESS IN SAMOAN WOMEN?

INTRODUCTION

The growing recognition of the importance of psychosocial stress in the disruption of health has gained a great deal of attention from anthropologists (Ice and James, 2007; Nepomnaschy et al., 2006). Stress is defined as a “process by which a stimulus elicits an emotional, behavioral and/or physiological response, which is conditioned by an individual’s personal, biological and cultural context” (Ice and James, 2007). By extension, psychosocial stress is stress stemming from interactions within the social environment. Psychosocial stress has been associated with a number of negative health outcomes including high blood pressure, depression, obesity and reproductive disruption (Rice et al., 2007; Brown, 2007; James, 2007; Pollard and Ice, 2007; Nepomnaschy et al., 2006).

This chapter builds on this understanding by comparing one physiological measure of psychosocial stress (Epstein-Barr virus antibody levels) with three self-reported measures of stress (status congruence, a Monthly Stress Questionnaire and Perceived Stress Scale). Each measure of self-reported stress is meant to address a different potential stressor in women’s lives. Comparing these self-reported measures of stress to Epstein-Barr virus (EBV) antibody levels will enable me to determine if these measures are accurately reflecting psychosocial stress in pregnant American Samoan women.

EBV, a biomarker of cell-mediated immunity, provides a useful measure of chronic psychosocial stress (Cacioppo et al., 2002; McDade et al., 2000b). EBV is a ubiquitous and chronic herpes virus that infects approximately 90% of individuals in developing countries by

the age of five and 98% by twenty years old, with the majority remaining clinically asymptomatic (McDade et al., 2000a; Henle and Henle, 1982). EBV is typically maintained in its latent state by cell mediated immune function; however, stress-induced immunosuppression triggers the reactivation of EBV and the release of viral antigens (Glaser et al., 1991). EBV antibody titers are negatively associated with cell-mediated immune response.

Multiple studies have used EBV as an indirect measure of stress-induced cell-mediated immune suppression linked to psychosocial stress. Increased EBV levels have been associated with psychosocial stress caused by family pressures such as being the primary caretaker of a family member with Alzheimer's disease and having a poor quality marriage (Kiecolt-Glaser et al., 1987a, Kiecolt-Glaser et al., 1988; Glaser et al., 1993). Increased levels of EBV are also associated with social pressures such as medical school exams, perception of discrimination and reduced access to material lifestyle and socioeconomic status (Borders et al., 2010; Sorensen et al., 2009; Glaser et al., 1987, 1993). In addition, a positive association was found between EBV antibody levels and status incongruence in Samoan children (McDade 2001, 2000a).

Status incongruence (McDade, 2002) or status inconsistency (Dressler 1988) is the inability of an individual to resolve nontraditional and traditional markers of status into a coherent social identity. Status incongruence (a concept that originated with sociological theories of social stratification) arises when an individual fulfills contradictory positions of social status within their community which leads to a discrepancy in lifestyle aspirations and actual lifestyles (McDade 2002; Dressler 2007, 2004a, 2004b). This measure could be particularly important in developing nations like American Samoa where globalization is rapidly transforming women's identities.

In addition to status incongruence, other self-reported stress measures can provide useful information. In this study I used a culturally specific measure of psychosocial stress the Monthly Stress Questionnaire (MSQ), and a broader measure of stress, the Perceived Stress Scale (PSS) to capture each woman's perception of stress over the previous month. The MSQ was developed specifically for this project and population to provide a culturally specific measure of psychosocial stress. This measure includes questions about family health, financial stress and obligations, and relationships.

The PSS was developed by Cohen et al. (1983) in an attempt to capture how individuals appraise their lives as uncontrollable, overloading and unpredictable. Instead of measuring reactions to specific events, the PSS addresses general beliefs about perceived stress and assesses the individuals comprehensive stress level (Cohen, 1986; Cohen et al., 1983). The PSS measures two broad factors: adaptation symptoms and coping ability (Hewitt et al., 1992). High PSS has been positively associated with physical illness, anxiety, poor health behaviors (smoking, etc.), psychosomatic symptoms, depression and physical symptoms (Cohen et al., 1993; Pbert et al., 1992; Cohen and Williamson, 1988; Cohen et al., 1983). In addition, PSS scores in pregnant women have been negatively associated with gestation length (Glynn et al., 2008; Skok et al., 2006). PSS was found to be a better predictor of dysfunction in individuals than self-rated life event scales (Cohen et al., 1983). The PSS has been validated against numerous psychological measures including the life-event scores, depressive and physical symptomatology and measures of social anxiety and was found to have an adequate degree of internal consistency (Cohen et al., 1983; Hewitt et al., 1992).

Comparing status congruence, the MSQ and PSS to EBV levels will provide insight into which scale is best able to capture the stress response of Samoan women. Physiological measures

of stress like EBV provide a measure of an individual's reaction to their psychosocial environment unbiased by participant interpretation or response. In addition, EBV levels assist researchers in identifying stress that is not otherwise readily communicated or observable with self-reported measures (McDade, 2002). By comparing EBV to three measures of self-reported stress we will be able to determine the effectiveness of these scales in assessing stress in Samoan women. There are two goals in this study: (1) to compare the effectiveness of the three self-reported stress scales in detecting psychosocial stress by comparing them to EBV levels; (2) to determine if the three self-reported stress scales detect comparable levels of psychosocial stress.

METHODS

Subjects

This study was conducted on the American Samoan island of Tutuila between October 2009 and June 2012. Participants were 78 pregnant women of Samoan decent recruited from the Tafuna Health Center, the largest provider of prenatal care in the territory. Participants were women between the ages of 18-40, and women who reported no alcohol or tobacco use. Clinic records indicated they were free of chronic infections, metabolic diseases and did not have a history of hypertension or preeclampsia, and had low risk pregnancies. All women gave birth on island.

Research permission was gained from the Department of Health in American Samoa and the University of Colorado.

Demographics and Anthropometry

I conducted a basic demographic interview which determined participant marital, residency, employment status and age. Non-scripted interviews were conducted at the health center and throughout the community. The trimester of participant recruitment was determined

by taking each woman's total gestation length and subtracting the days of the pregnancy before recruitment took place. The remaining number was compared to the American Association of Gynecology and Obstetrics guidelines and each participant was assigned a trimester. Participant weight was collected using a Tanita BWB 80 electronic scale. Stature was measured using a mounted GPM portable stadiometer in accordance with standard anthropometric methods (Lohman, 1988).

Physiological Marker of Psychosocial Stress

EBV antibody levels were measured using the Epstein-Barr virus nuclear antigen (EBNA) and were measured from dried blood spots (DBS). DBS were collected from participants at each of their prenatal care appointments at the Tafuna Health Center. A sterile safety lancet was used to collect capillary blood with a finger prick. The first drop of blood was wiped away and the following drops were collected on filter paper. DBS were prepared using Whatman Protein Saver Snap Apart Cards with preprinted circles, dried thoroughly for 24 – 48 hours at room temperature, and stored in sealed plastic bags with desiccant packets. Samples were frozen at -26°C until processing.

I processed the DBS with Dr. Jay Westcott at Denver's ELISA Tech. DBS were eluted by immersing one 6 mm punch from the periphery of the sample in 1 mL of assay buffer (PBS, 0.05% tween). The samples were allowed to shake for 1-3 hours before being incubated overnight at 4°C to separate the eluates from the filter paper.

Coated EBNA plates were purchased from ELISA Tech. A standard curve was developed by doing serial dilutions on samples. Eluates extracted from DBS were diluted 1-40 and 1-100 μL was pipetted into the wells. After incubating for two hours at room temperature, the eluates were flicked out. The plate was washed five times with wash buffer and 100 μL of goat anti-

human IgG HRP (obtained from KPL) was added to the wells. The samples were incubated for one hour at room temperature before flicking off the excess liquid and the plates were washed five times with wash buffer. After adding 100 μ L TMB the samples were incubated 8-20 minutes and 100 μ L 1M phosphoric acid was added. The plates were read with a colormetric plate reader (μ quant., BioTek Instruments, Inc.) and concentrations were estimated with a four-parameter logistic calibration curve (Gen5, BioTek Instruments Inc.). For this study EBNA levels were averaged for each participant. The average EBNA levels were not normally distributed and were \log_{10} transformed. Throughout this chapter EBV will refer to \log_{10} transformed EBNA levels. After a total score was assessed for each participant the data were divided into tertiles. The extremes were classified as high (3.25-2.53) and low (2.24-1.61) stress.

In order to control for the impact of general infection on EBV levels, I excluded all samples with a C-reactive protein (CRP) levels ≥ 5 mg/L (McDade et al., 2000b). No women were excluded from the study based on these criteria, but five individual samples were excluded. Although, other studies have used CRP as a stress measure (Borders et al., 2010), this study used CRP solely as an excluding factor. CRP assay kits were purchased from ELISA Tech. Eluates were diluted from 1-10 to 1-100 and the standards ranged from 1 ng/mL to 10 pg/mL. We added 100 μ L of standard, sample or buffer into the wells. The samples were incubated at room temperatures for two hours before being flicked off and washed five times with PBS buffer. Following the wash, 100 μ L of biotylated antibody were added to each well and the plate was incubated at 4° overnight. Plates were washed five more times with PBS buffer before adding 100 μ L of horseradish peroxidase streptavidin (HPS) to each well and incubated at room temperature for 1-2 hours. After incubation, the plate was flicked out and washed 5 times with PBS buffer and 100 μ L of Tetramethyl Benzidine (TMB) was added as a substrate for the HPS.

Color was allowed to develop for 8-20 minutes before 100 μ L 1M phosphoric acid was added to halt the enzyme's reaction. The plates were read with a colorimetric plate reader (μ quant., BioTek Instruments, Inc.) and concentrations were estimated with a four-parameter logistic calibration curve (Gen5, BioTek Instruments Inc.).

Self-Reported Measures of Stress

Status congruence was measured using a modified version of the scale originally developed by McDade (2002). This two part scale measures the level of congruity between a woman's traditional and non-traditional life experiences. Traditional experience was measured by the presence of a chief or *matai* in the immediate household. Non-traditional life experiences were assessed with a positively scaled westernization scale that measures participants exposure to nontraditional lifestyles associated with travel abroad (personal and family), amount of television watched, friendships with non-Samoans and cell phone ownership. In brief, positive answers were coded as one, each negative answer was coded as zero. Amount of television watched was coded as never (0), once a week (1) and everyday (2). Although McDade's original scale included a 'once a month' option for amount of television watched, none of the participants in the current study chose it as an option so it was excluded. Finally the scale used deviated from McDade's original formulation (McDade, 2002) in that it incorporates cell phone ownership (Appendix D).

The median score for this sample was used to separate women by "low / western" and "high / western". Women with a score of six or less were assigned to the "low / western" group, and those with a score of seven or greater were assigned to the "high / western" group. Participants were considered status congruent if they had a *matai* titleholder in their household

and were in the high westernization group or did not have a *matai* in their household and were in the low westernization group. All others were categorized as non-congruent.

Women included in this analysis had at least two MSQ and PSS scores which were averaged for each woman. Although both these questionnaires were available in English and Samoan, all participants chose to answer the questionnaires in English. Questionnaires that were seemingly rushed through were excluded in this study. The MSQ measures self-reported stress levels and consists of 12 questions, eight of which were scaled from one to five with one being least stressful and five being most stressful (Appendix E). The remaining four were presence absence questions with presence being scored as one, and absence being scored as 0. A total score was assessed for each participant and the data were divided into tertiles. The extremes of the tertiles were classified as high (25.3-17.5) and low (12.8-6.8) stress.

The PSS is a 14-question test with answers scaled to range from “never” to “very often” with higher scores reflecting greater perceived stress (Appendix F). Seven of the items on the scale were reverse keyed prior to summing up the final score. A total score was assessed for each participant and the data were divided into tertiles. The extremes of each were classified as high (42.7 – 29.7) and low (27.8-16.8) stress.

Data Analysis

All statistical analyses were conducted with IBM SPSS Statistics 19.0. Statistical significance for all analyses was set at $p < 0.05$. Independent-sample t-tests were used to compare EBV to status congruence and the MSQ and PSS. A correlation analysis was used to test the relationship between participant’s EBV levels, MSQ and PSS scores. I divided these variables into tertiles and used a chi-square test for independence to compare the first and third tertiles defined as high versus low stress levels.

RESULTS

Maternal Characteristics

Participants in this study were predominantly married (62.8%), legal residents of American Samoa (66.7%), unemployed (72.6%) and were status congruent (57.7%) (Table 5.1).

Table 5.1. Descriptive statistics of maternal sociodemographic characteristics

Variable	N ^a	Category	Frequency (%)
Marital status	78	Married	49 (62.8%)
		Unmarried	29 (37.2%)
Residency status	78	Resident	52 (66.7%)
		Non-Resident	26 (33.3%)
Employment status	73	Employed	20 (27.4%)
		Unemployed	53 (72.6%)
Status Congruence	78	Congruent	45 (57.7%)
		Incongruent	33 (42.3%)

^aTotal sample size is lower for some variables due to incomplete records.

The mean age of women in this study was 25.1 (\pm 5.2) years old. The average participant weighed 89.6 (\pm 20) kg, was 1.66 (\pm 0.1) meters tall with a BMI of 32.4 (\pm 6.4). Participants in this study had an average monthly stress questionnaire result of 15.1 (\pm 4.5) and an average perceived stress scale score of 28.7 (\pm 3.2) (Table 5.2).

Table 5.2. Descriptive statistics maternal characteristics and stress measures

	N ^a	Range	Median	Mean
Maternal age	78	18 – 38	24	25.1 ± 5.2
Maternal weight at delivery (kg)	77	60-164.6	84.5	89.6 ± 20
Height (m)	76	1.57-1.78	1.65	1.66 ± 0.1
BMI	75	22.7-55.5	31.7	32.4 ± 6.4
MSQ	78	6.8 - 25.3	15.1	15.1 ± 4.5
PSS	78	16.8 - 42.7	28.7	28.7 ± 3.2
EBV ^b	78	1.61-3.25	2.43	2.4 ± 0.4

^aTotal sample size is lower for some variables due to incomplete records.

^bEBV levels were determined using Log EBNA.

Participants were recruited in all trimesters of pregnancy. Of these women, 28.2% were recruited during the first trimester, 52.6% during the second semester and 9% during the third trimester. Finally, the trimester of enrollment into the study was unknown for 10.2% of participants (Table 5.3).

Table 5.3 Trimester of participant enrollment

Trimester Enrolled	N	Frequency (%)
1	22	28.2
2	41	52.6
3	7	9
unknown	8	10.2

Status congruent individuals either had no *matai* in their household and were classified as low westernization (42.3%) or had a *matai* in their household and were classified as high westernization (16.7%). Status incongruent individuals either had no *matai* in their household

and were classified as high westernization (28.5%) or had a *matai* in their household and were classified as low westernization (11.5%) (Table 5.4).

Table 5.4. Frequency of status congruent individuals according to matai presence in household and westernization scale

	Low Westernization	High Westernization	Total
No <i>Matai</i>	33 (42.3%) ^a	23 (29.5%)	56
<i>Matai</i>	9 (11.5%)	13 (16.7%) ^a	22
Total	42	36	78

^aStatus congruent

EBV and Reported Stress Scores

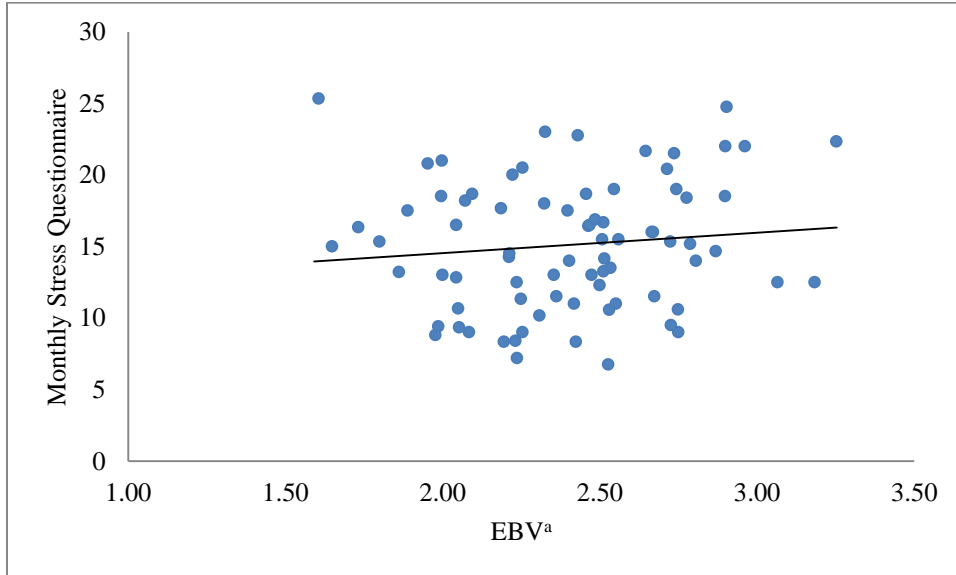
The relationship between our biomarker of stress, EBV (as measured by EBNA), and the three types of self-reported stress was investigated. I found no relationship between EBV levels and status congruence using an independent-sample t-tests ($p=0.949$). When I divided EBV scores into tertiles and used a chi-square test for independence I found no relationship between high versus low EBV and status congruence ($p = 0.780$) (Table 5.5).

Table 5.5 Comparison of high and low EBV tertiles with status congruence

		N = EBV High Stress	N = EBV Low Stress	p-value
Status Congruence	Congruent	12	11	0.078
	Incongruent	14	15	

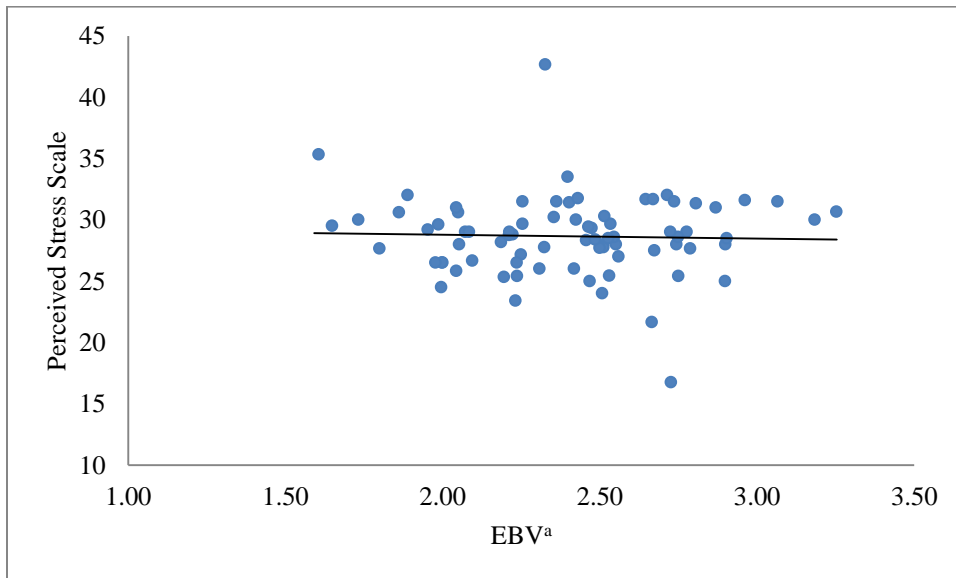
Using a correlation analysis I found no relationship between EBV and MSQ ($p = 0.337$, $r^2=0.012$) (Figure 5.1) or PSS levels ($p = 0.755$, $r^2=0.001$) (Figure 5.2).

Figure 5.1 EBV levels compared to Monthly Stress Questionnaire levels



^aEBV levels were determined using Log_{10} EBNA

Figure 5.2 EBV levels compared to Perceived Stress Scale levels



^aEBV levels were determined using Log_{10} EBNA

These results were further tested using a chi-square test for independence to compare the frequency of high / low EBV levels and high / low MSQ and PSS scores. No relationship was found between EBV and MSQ ($p = 0.502$) or PSS ($p = 0.169$) (Table 5.6).

5.6 Frequency of high and low EBV values compared with monthly stress questionnaires and perceived stress scale.

		EBV ^a High	EBV Low	p-value
Monthly stress scale	High	11	9	0.502
	Low	7	9	
Perceived stress scale	High	11	6	0.169
	Low	7	10	

^aEBV levels were determined using Log_{10} EBNA

Only five women from this study had high EBV values as well as high MSQ and PSS scores. Only seven women from this study had low EBV levels as well as MSQ and PSS scores.

The characteristics of these women are shown in Table 5.7.

5.7 Characteristics of women categorized as high stress by EBV, MSQ, PSS

Category	High Stress n=5		Low Stress n=7	
	Mean (SD)	%	Mean (SD)	%
Gestation length, (weeks)	39.4 (1.9)	—	38.7 (1.4)	—
Neonate wt (g)	3301.2 (327.5)	—	3369.5 (519.6)	—
Neonate length (cm)	49.7 (2.7)	—	49.2 (3.6)	—
Ponderal index	2.7 (0.2)	—	2.9 (1.0)	—
Neonate head circumference (cm)	35 (0.4)	—	33.9 (1.2)	—
Neonate chest circumference (cm)	32.9 (2.3)	—	32.6 (1.2)	—
Employed	—	20	—	14.1
Married	—	100	—	28.6
Residents	—	100	—	42.9
Neonates size for gestational age	—	100	—	85.7
Status Incongruent	—	20	—	42.9

I used independent-sample t-tests to compare the status congruence classifications to the means of the EBV, MSQ and PSS. There were no differences between congruence and EBV levels ($p=0.949$), the MSQ ($p=0.763$) or the PSS ($p=0.460$) (Table 5.8).

Table 5.8 Status congruence compared to EBV levels, the Monthly Stress Questionnaire and Perceived Stress Scale.

	Breakdown of Variable	N	Mean	p-value (t-test)
EBV ^a	Congruent	45	2.4 (± 0.4)	0.949
	Incongruent	33	2.4 (± 0.3)	
Monthly stress questionnaire	Congruent	45	15.2 (± 4.9)	0.763
	Incongruent	33	14.9 (± 4)	
Perceived stress scale	Congruent	45	28.9 (± 3.1)	0.460
	Incongruent	33	28.3 (± 3.4)	

^aEBV levels were determined using Log_{10} EBNA

In addition I used a chi-square test for independence to assess the association between status congruence and nominal stress categories (high / low) of the MSQ and PSS. There was no relationship between status congruence and the MSQ ($p=0.262$) or the PSS, ($p=0.575$)(Table 5.9).

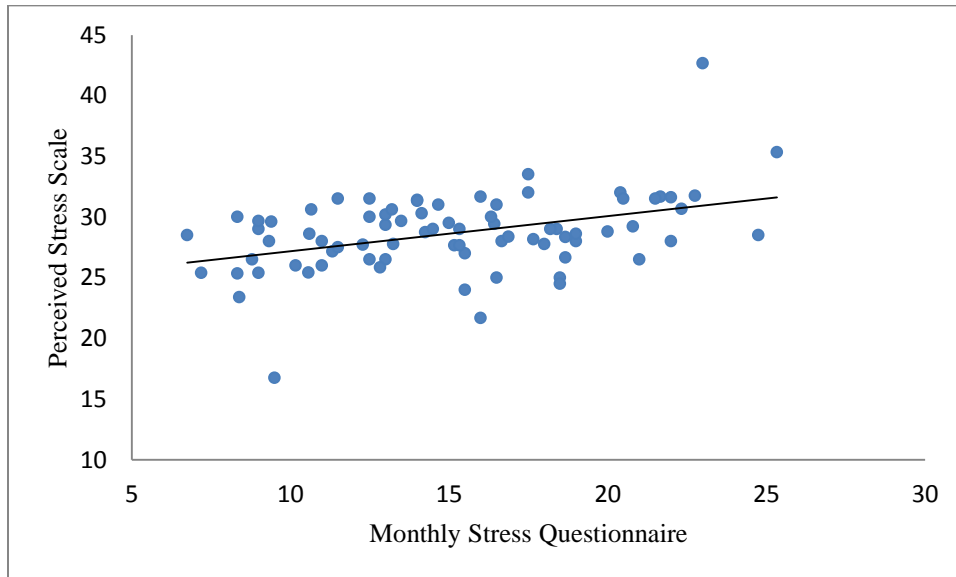
Table 5.9 Comparison of status congruence with high and low measures of stress from the monthly stress questionnaire and perceived stress scale

		Congruent	Non Congruent	p-value
Monthly stress scale	High	17	9	0.262
	Low	13	13	
Perceived stress scale	High	16	10	0.575
	Low	14	12	

Monthly stress questionnaire and perceived stress scale

The relationship between the MSQ and PSS was investigated. Using a correlation analysis we found a significant but weak relationship between the monthly stress questionnaire and the perceived stress scale ($p \leq 0.001$, $r^2 = 0.167$) (Figure 5.3).

Figure 5.3 Monthly Stress Questionnaire levels compared to Perceived Stress Scale



In addition I used a chi-square test for independence to assess the association between the high / low stress categories of the MSQ and PSS. These results suggest an association between MSQ and PSS stress levels ($p = 0.006$) (Table 5.13).

5.10 Comparison of high and low measures of stress from the Monthly Stress Questionnaire and Perceived Stress Scale

		Perceived Stress Scale	
		<i>Low</i>	<i>High</i>
Monthly Stress Scale	<i>Low</i>	14	5
	<i>High</i>	4	11

DISCUSSION

This chapter compared EBV antibody levels with three measures self-reported stress: status incongruence, the Monthly Stress Questionnaire (MSQ) and the Perceived Stress Scale (PSS). I used EBV (an indirect measure of stress induced cell-mediated immune suppression) as a measure of chronic stress (Cacioppo et al., 2002; McDade et al., 2000b). Previous research has found a positive relationship between EBV and family pressures, medical school exams, discrimination, and socioeconomic status (Christian et al., 2012; Borders et al., 2010; Sorensen et al., 2009; Glaser et al., 1987, 1993). In addition, EBV provides a biological measure that is not biased by poor recall or under reporting (McDade 2002). Taken together EBV provides a strong indirect measure of stress useful for this population.

The first goal of this chapter was to compare the effectiveness of the three self-reported stress scales in detecting psychological stress by comparing them to EBV levels. After controlling for infection (using CRP), I was able to compare the effectiveness of the three self-reported stress scales in detecting psychosocial stress by comparing them to EBV levels. None of the self-reported measures of stress (status incongruence, MSQ and PSS) were related to EBV levels (as measured by EBNA). Only five women were classified as high stress for all three measures, EBV, MSQ and PSS, and only seven were classified as low stress for all three measures. It was interesting that although all of the high stress women were married and legal residents of American Samoa, only 28.6% of the low stress women were married and 42.9% were legal residents. Based on the ethnographic interviews, I would have expected the low stress individuals to be predominantly married and for there to be no difference in residency status. Finally, it was surprising that there were a higher percentage of status incongruent women in the low stress group than the high stress group.

These results were particularly surprising in light of McDade's (2002) work linking status incongruence to high EBV levels. Samoans are community oriented and measures of social status are clearly demarcated (Shore, 1982). Traditionally, status was acquired through chiefly (*matai*) titles, and despite significant social changes in Samoa, the importance of the *matai* status has persisted (Macpherson and Macpherson, 2009). However, the transformative effects of nontraditional religious, educational, political, economic and legal institutions have altered the Samoan view of social status (Tisdell, 2002). Remittances from overseas relatives, increased access to globally manufactured goods, and influences from Christian religious groups provide opportunities to circumvent the *matai* system (Macpherson and Macpherson, 2009).

In Samoa, status congruence results from the ability to resolve traditional (*matai*) and non-traditional (e.g. cash, education) markers of social status (McDade 2002). McDade (2002) found a significant relationship between psychosocial stress (as measured by EBV levels) and status congruence, with a stronger relationship in females than males. Conversely, incongruence arises in those associated with *matai* status who lack the material goods and economic resources necessary to fulfill their *matai* responsibilities, as well as in those individuals with high levels of material benefits who lack the traditional *matai* status. Although I expected this relationship to extend to the adults in our study, I found no evidence of a relationship between EBV and status congruence. This lack of relationship suggests pregnant Samoan women living in American Samoa may experience a more integrated relationship between traditional and non-traditional measures of status than the individuals from Independent Samoa (previously Western Samoa) that McDade studied. In addition, pregnant women may experience a temporary status change which may buffer some of the psychosocial stress typically associated with status congruence in

other studies (Rutter and Quine 1990). Finally, these differences may reflect an adjustment to globalization pressures associated with traditional and nontraditional markers of status.

The second goal of this chapter was to determine if the three self-reported measures of stress detected comparable levels of psychosocial stress. Surprisingly, status congruence was not related to either the MSQ or the PSS. The lack of relationship between status congruence and the MSQ and PSS may reflect the different dimensions of stress in a woman's life. Status incongruence was used to assess psychosocial stress associated with a woman's ability to resolve differing expectations between traditional and non-traditional lifestyles. In comparison, the PSS provides a comprehensive measure of reported stress (Herbert and Cohen 1993; Cohen et al., 1983), whereas the MSQ provides a population specific stress measure. Alternatively, the absence of association between these measures may reflect reporting and methodological issues – especially with the MSQ and PSS.

The MSQ and PSS were filled out each month by participants. Although questionnaires that were filled out in haste (e.g, not reading the questionnaire, selecting the same answer for all questions in a clearly haphazard way etc.) were not included in this study, there were other less clear cases where women seemed to be reading the questionnaire but when asked for clarification later they provided alternative answers. In addition, women would fill out their questionnaires while talking even when encouraged to focus on the task at hand. Finally, it was not uncommon for Samoans to admit to being much more comfortable speaking English than reading in either English or Samoan. This may have impacted their ability to understand the outcomes of MSQ and PSS. In comparison, status congruence was administered orally reducing distractions and eliminating barriers to comprehension.

However, the MSQ and the PSS were found to be significantly related as both continuous variables and when divided into high/low levels of stress. This suggests that women who are classified as having high levels of stress by the MSQ are also likely to be categorized the same way by the PSS. However, the small sample size created by spitting the database into tertiles may have weakened the value of these results.

The MSQ was developed specifically for this study. As a result it is not possible to compare it to results from other populations. However, it is possible to compare the average PSS scores from this chapter to other studies. Table 5.11 includes some of the original research utilizing PSS as well as a selection of other studies that have utilized this instrument. Mean PSS scores in these eight studies ranged from 18.3-29.1. The mean PSS score of Samoan women in the present study was 28.7, the second highest of these studies.

Table 5.11 Comparison of perceived stress status results in different samples

Reference	n	Mean PSS (SD)	Participants
Current Study	78	28.7 (3.2)	Pregnant Samoan women in American Samoa
Mimura and Griffiths 2008	1542	27.6 (8.42)	222 native English speakers, 1320 native Japanese speakers
Skok et al., 2002	51	28.2 (6.5)	Mothers caring for school-aged children with cerebral palsy - Royal Children's Hospital in Melbourne, Australia
Hewitt et al., 1992	96	29.1 (8.8)	Psychiatric patients - Brockville Psychiatric Hospital
Pbert et al., 1992	59	19.6	Participants in a health promotion program - University of Massachusetts Medical Center
Pbert et al., 1992	41	18.3	Cardiac rehabilitation program - University of Massachusetts Medical Center
Cohen et al., 1983	332	23.2 (7.3)	College students - University of Oregon students living in dorms
Cohen et al., 1983	114	23.7 (7.8)	College students - University of Oregon students in Introduction to Personality Psychology
Cohen et al., 1983	64	25 (8)	Participants in a smoking cessation program - University of Oregon

Conclusion

This study investigated the relationship between a biomarker of stress, EBV, and the three types of self-reported stress. None of the self-reported measures of stress were found to

correlate with psychosocial stress in pregnant Samoan women as measured by EBV. Very few of the same women were classified as high stress by all three measures, EBV, MSQ and the PSS. Stress as measured by EBV, MSQ and PSS were not related to our measure of status congruence. As a result, this study failed to isolate a self-reported measure of stress that correlates with psychosocial stress in Samoan women as measured by EBV.

REFERENCES

- Borders AWB, Grobman WA, Amsden LB, McDade TW, Sharp LK, Holl JL. 2010. The relationship between self-report and biomarkers of stress in low-income reproductive – age women. *American Journal of Obstetrics and Gynecology* 577.e1-577.e8
- Brown DE. 2007. Measuring hormonal variation in the sympathetic nervous system: catecholamines. In: *Measuring Stress in Humans: A Practical Guide for the Field*. Ed Ice GH, James GD. Cambridge University Press, Cambridge.
- Cacioppo JT, Kiecolt-Glaser JK, Malarkey WB, Laskowski BF, Rozlog LA, Poehlmann KM, Burleson MH, Glaser R. 2002. Autonomic and glucocorticoid associations with the steady state expression of latent Epstein-Barr virus. *Hormones and Behavior* 42:32–41.
- Chard T, Costeloe K, Leaf A. 1992. Evidence of growth retardation in neonates of apparently normal weight. *European Journal of Obstetrics & Gynecology and Reproductive Biology* 45:59-62.
- Christian LM, Iams JD, Porter K, Glaser R. 2012. Epstein-Barr virus reactivation during pregnancy and postpartum: effects of race and racial discrimination. *Brain, Behavior, and Immunity* 26:1280-1287.
- Cohen S. 1986. Contrasting the hassles scale and the perceived stress scale: who is really measuring appraised stress? *American Psychologist* 41: 716-718.
- Cohen S, Kamarck T, Mermelstein R. 1983. A global measure of perceived stress. *Journal of Health and Social Behavior* 234:385-396.
- Cohen S, Williamson GM. 1988. Perceived stress in a probability samples of the United States. Spacapan S, Oskamp S (eds). *The Social Psychology of Health*. Newbury Park, CA. 31-67.
- Glaser R, Pearson GR, Bonneau RH. 1993. Stress and the memory T-cell response to the Epstein-Barr virus in healthy medical student. *Health Psychology* 12(6):435-442.

- Glaser R, Pearson GR, Jones JF. 1991. Stress-related activation of Epstein-Barr virus. *Brain, Behavior, and Immunity* 5:219-232.
- Glaser R, Rice J, Sheridan J, Fertel R, Stout J, Speicher CE, Pinsky D, Kotur M, Post A, Beck M, Kiecolt Glaser JK. 1987. Stress-related immune suppression: health implications. *Brain, Behavior and Immunity* 1:7-20.
- Glynn LM, Schetter CD, Hobel CJ, Sandman CA. 2008. Pattern of perceived stress and anxiety in pregnancy predicts preterm birth. *The American Psychological Association* 27(1):43-51.
- Henle W, Henle G. 1982. Epstein-Barr virus and infection mononucleosis. In: *Human Herpesvirus Infections: Clinical Aspects*. Ed. Glaser R, Gottleib-Stmatsky T. New York: Marcel Dekker 151-162.
- Herbert TB, Cohen S. 1993. Stress and immunity in humans: a meta-analytic review. *Psychosomatic Medicine* 55:364-379.
- Hewitt PL, Flett GL, Mosher SW. 1992. The Perceived Stress Scale: factor structure and relation to depression symptoms in a psychiatric sample. *Journal of Psychopathology and Behavioral Assessment* Vol 14(3):247-257.
- Ice GH, James GD. 2007. *Measuring Stress in Humans: A Practical Guide for the Field*. Ed Ice GH, James GD. Cambridge University Press, Cambridge.
- James GD. 2007. Measuring physiological changes in the cardiovascular system: ambulatory blood pressure. In: *Measuring Stress in Humans: A Practical Guide for the Field*. Ed Ice GH, James GD. Cambridge University Press, Cambridge.
- Kiecolt-Glaser JK, Glaser R. 1988. Methodological issues in behavioral immunological research with human. *Brain, Behavior, and Immunity* 2:67-78.
- Kiecolt-Glaser JK, Fisher LD, Ogrocki P, Stout JC, Speicher CE, Glaser R. 1987a. Marital quality, marital disruption, and immune function. *Psychosomatic Medicine* 49:13-34.
- Macpherson C, Macpherson L. 2009. *The warm winds of change: globalization and contemporary Samoa*. Auckland University Press.
- McDade TW. 2002. Status incongruity in Samoan youth: A biocultural analysis of culture change, stress, and immune function. *Medical Anthropology Quarterly* 16(2):123-150.

- McDade TW. 2001. Lifestyle incongruity, social integration, and immune function among Samoan adolescents. *Social Science and Medicine* 53: 1351-1362.
- McDade TW, Stallings JF, Worthman C. 2000a. Culture change and stress in Western Samoan youth: methodological issues in the cross-cultural study of stress and immune function. *American Journal of Human Biology* 12:792-802.
- McDade TW, Stallings JF, Angold A, Costello EJ, Bureson M, Cacioppo JT, Glaser R, Worthman CM. 2000b. Epstein-Barr virus antibodies in whole blood spots: A minimally-invasive method for assessing an aspect of cell-mediated immunity. *Psychosomatic Medicine* 62:560-567.
- Mimura C, Griffiths P. 2008. A Japanese version of the Perceived Stress Scale: cross-cultural translation and equivalence assessment. *BMC Psychiatry*. 8:85.
- Nepomnaschy PA, Welch KB, McConnell DS, Low BS, Strassmann BI, England BG. 2006. Cortisol levels and very early pregnancy loss in humans. *Proceedings of the National Academy of Sciences* 103: 3938-3942.
- Pbert L, Doerfler LA, DeCosimo D. 1992. An evaluation of the Perceived Stress Scale in two clinical populations. *Journal of Psychopathology and Behavioral Assessment* 14(4):363-375.
- Pollard TM, Ice GH. 2007. Measuring hormonal variation in the hypothalamic pituitary adrenal (HPA) axis: cortisol. In: *Measuring Stress in Humans: A Practical Guide for the Field*. Ed Ice GH, James GD. Cambridge University Press, Cambridge.
- Rice F, Jones I, Thapar A. 2007. The impact of gestational stress and prenatal growth on emotional problems in offspring: A review. *Acta Psychiatrica Scandinavica* 116:154-155.
- Shore B. 1982. *Sala'ilua: A Samoan mystery*. New York: Columbia University Press.
- Skok A, Harvey D, Reddihough D. 2006. Perceived stress, perceived social support, and well-being among mothers of school-aged children with cerebral palsy. *Journal of Intellectual and Developmental Disability* 31(1): 53-57.
- Sorensen MV, Snodgrass JJ, Leonard WR, McDade TW, Tarskaya LA, Ivanov KI, Krivoschapki VG, Alekseev VP. 2009. Lifestyle incongruity, stress and immune function in indigenous Siberians: the health impacts of rapid social and economic change. *American Journal of Physical Anthropology* 138: 62-69.
- Tisdell C. 2002. Globalization, development and poverty in the Pacific Islands: the situation of the least developed nations. *International Journal of Social Economics* 29(12):902-922.

CHAPTER 6: IS THERE A RELATIONSHIP BETWEEN PSYCHOSOCIAL STRESS AND PREGNANCY OUTCOMES IN SAMOAN WOMEN?

INTRODUCTION

Premature delivery and low birth weight are the leading causes of neurodevelopmental impairments, mortality, morbidity and disabilities among neonates (Barker, 1998; Leon, 1998, Rich-Edwards et al., 1997; WHO, 1995). Although extensive programs have attempted to reduce the rates of premature delivery and low birth weight globally, this progress has been slower than expected (Buekens and Kleanoff, 2001; Branun and Schoendorf, 2002). The insufficient reduction of poor pregnancy outcomes globally underscores the importance of addressing additional social and environmental factors that may challenge maternal health and the intrauterine environment and lead to weight constrictions in the fetus. One environmental factor which is gaining attention for its role in impacting fetal development is maternal psychosocial stress.

Maternal exposure to psychosocial stress has been associated with an increased risk of spontaneous abortion (Nepomnaschy et al., 2006; Sagiura-Ogasawara et al., 2002; Boyles et al., 2000; Neugebauer et al., 1996; O'Hare and Creed, 1995) and higher risk of preterm birth (Mancuso et al., 2004; Dole et al., 2003; Hobel and Culhane, 2003; Rondo et al., 2003; Orr et al., 2002; Austin and Leader, 2000; Rini et al., 1999). In North America and Europe, mothers reporting higher levels of psychosocial stress are at an increased risk of delivering neonates who are small-for-gestational age (Rice et al., 2007; Hobel and Culhane 2003; Rondo et al., 2003; Pinto and Shetty, 1995; Nordentoft et al., 1996; Wadhwa et al., 1993; Anderson et al., 1985).

Taken together, these studies indicate an important relationship between psychosocial stress and pregnancy. However, there is a dearth of information regarding this relationship in

women from developing nations who have different psychosocial stressors (Nepomnaschy et al., 2006). This study aims to address this deficiency in our knowledge by using a non-specific biomarker of psychosocial stress, Epstein-Barr Virus (EBV) antibody levels to determine if maternal psychosocial stress affects pregnancy outcomes in Samoan women.

Psychological measures of stress, like EBV, provide an opportunity to assess the condition of an individual's social environment and can help researchers recognize stress that is not otherwise readily communicated or observable (McDade, 2002). EBV represents an indirect measure of stress-induced cell-mediated immune suppression and provides a useful measure of chronic psychosocial stress (Cacioppo et al., 2002; McDade et al., 2000b).

EBV antibody titers are negatively associated with cell-mediated immune response. Although EBV is typically maintained in its latent state by cell mediated immune function, stress-induced immunosuppression triggers the reactivation of EBV and the release of viral antigens. Humoral-mediated immunity is activated in response and EBV antibodies are released (Glaser et al., 1991). EBV is a ubiquitous and chronic herpes virus in developing nations and infects approximately 90% of individuals by the age of five and 98% by the age of twenty years, although the majority will remain clinically asymptomatic (McDade et al., 2000a; Henle and Henle, 1982). The use of the EBV antibody titer as an indirect measure of cell mediated immunity has been validated through association between reduced cytotoxic T-cell lysis of EBV infected cells and when collected as a dried blood spot it has the same degree of reliability and precision as collection through venipuncture (Mei et al., 2001; McDade et al., 2000b; Glaser et al., 1993).

Increased EBV levels have been associated with psychosocial stress due to family pressures such as being the primary caretaker of a family member with Alzheimer's disease,

status incongruence and a poor quality marriage (McDade, 2001; 2000a, Glaser et al., 1993, Kiecolt-Glaser et al., 1988, Kiecolt-Glaser et al., 1987). Increased levels of EBV have also been associated with social pressures related to medical school exams, perception of discrimination and reduced access to material lifestyle and socioeconomic status (Christian et al., 2012; Borders et al., 2010; Sorensen et al., 2009; Glaser et al., 1987; 1993).

Maternal EBV levels have also been linked to neonate health. There is also evidence that EBV reactivation during pregnancy is linked to risks of testicular cancer and leukemia in offspring (Holl et al., 2008; Tedeschi et al., 2007; Lehtinen et al., 2003). Maternal EBV reactivation has also been linked to negative pregnancy outcomes including birth defects, lower birth weight, shorter gestations and stillbirths (Icart et al., 1981; Eskild et al., 2005).

It is clear that psychosocial stress and health are interconnected. In this chapter I evaluate whether psychosocial stress (as measured by EBV) impacts pregnancy outcomes in American Samoan women. In this chapter I ask whether: (1) mothers with higher levels of psychosocial stress (as measured by EBV levels) had smaller neonates; (2) mothers with higher levels of psychosocial stress had shorter gestations, and (3) married women had higher levels of psychosocial stress (as measured by EBV levels) than unmarried women. Finally, I compared the demographics and pregnancy outcomes of women in this study to those in the greater population.

METHODS

This study was conducted on the American Samoan island of Tutuila between October 2009 and June 2012. Participants in this study were recruited from the largest provider of low risk prenatal care in the territory, the Tafuna Health Center, and included pregnant women of Samoan decent. These women were non-smokers, and did not have gestational diabetes.

Ethnographic and biomarker data were collected from 151 women.

During the first meeting I attained participant consent and administered a basic demographic questionnaire that assessed marital, residency and employment status. I determined the trimester that each participant was recruited by taking each woman's total gestation length and then subtracting the number of days of the pregnancy prior to our first meeting. This final number was compared to the trimester cut offs for a 40 week pregnancy. During this first meeting I also collected each woman's stature using a mounted GPM portable stadiometer and weight using a Tanita BWB 80 electronic scale following standard procedures (Lohman, 1988). Finally, I collected a dried blood spot (DBS) from each woman during the first and subsequent prenatal care appointments.

EBV antibody levels were measured from DBS using the Epstein-Barr virus nuclear antigen (EBNA). DBS were collected from participants using a sterile safety lancet to collect capillary blood with a finger prick. The first drop of blood was wiped away and the following drops were collected on filter paper. DBS were prepared using Whatman Protein Saver Snap Apart Cards with preprinted circles, dried thoroughly for 24 – 48 hours at room temperature, and stored in sealed plastic bags with desiccant packets. Samples were frozen at -26°C until processing.

I processed the DBS with Dr. Jay Westcott at Denver's ELISA Tech. DBS were eluted by immersing one 6 mm punch from the periphery of the sample in 1 mL of assay buffer (PBS, 0.05% tween). The samples were allowed to shake for 1-3 hours before being incubated overnight at 4°C to separate the eluates from the filter paper.

Coated EBNA plates were purchased from ELISA Tech. A standard curve was developed by doing serial dilutions on samples. Eluates extracted from DBS were diluted 1-40 and 1-100

μL was pipetted into the wells. After incubating for two hours at room temperature, the eluates were flicked out. The plate was washed 5 times with wash buffer and 100 μL of goat anti-human IgG HRP (from KPL) was added to the wells. The samples were incubated for one hour at room temperature before flicking off the excess liquid and the plates were washed 5 times with wash buffer. After adding 100 μL TMB the samples were incubated 8-20 minutes and 100 μL 1M phosphoric acid was added. The plates were read with a colormetric plate reader (μ quant., BioTek Instruments, Inc.) and concentrations were estimated with a four-parameter logistic calibration curve (Gen5, BioTek Instruments Inc.). EBNA levels were not normally distributed and so after being averaged for each participant they were \log_{10} transformed. Throughout this chapter EBV will refer to \log_{10} transformed EBNA levels. Prior to log transforming this data EBNA levels were averaged for each participant. After a total score was assessed for each participant the data were divided into tertiles. The extremes were classified as high (3.25-2.53) and low (2.24-1.61) stress.

In order to control for the impact of general infection on EBV levels, I excluded all samples with a C-reactive protein (CRP) levels ≥ 5 mg/L (McDade et al., 2000b). No women were excluded from the study based on these criteria, however five individual samples were excluded. Although, other studies have used CRP as a stress measure (Borders et al., 2010), this study used CRP solely as a excluding factor. CRP assay kits were purchased from ELISA Tech. Eluates were diluted from 1-10 to 1-100 and the standards ranged from 1 ng/mL to 10 pg/mL. We added 100 μL of standard, sample or buffer into the wells. The samples were incubated at room temperatures for two hours before being flicked off and washed five times with PBS buffer. Following the wash, 100 μL of biotylated antibody were added to each well and the plate was incubated at 4° overnight. Plates were washed five more times with PBS buffer before

adding 100 μL of horseradish peroxidase streptavidin (HPS) to each well and incubated at room temperature for 1-2 hours. After incubation, the plate was flicked out and washed 5 times with PBS buffer and 100 μL of Tetramethyl Benzidine (TMB) was added as a substrate for the HPS. Color was allowed to develop for 8-20 minutes before 100 μL 1M phosphoric acid was added to halt the enzymes reaction. The plates were read with a colormetric plate reader (μ quant., BioTek Instruments, Inc.) and concentrations were estimated with a four-parameter logistic calibration curve (Gen5, BioTek Instruments Inc.).

I reviewed the medical records of each participant after they delivered to determine neonate outcomes. These measurements were taken within the first 24 hours of the neonate's life. The medical records were a mixture of paper and electronic formats in varying degrees of completion and accuracy and were stored and accessed at the Lyndon B. Johnson Tropical Medical Center (LBJ). Ponderal index (PI) was determined using a ratio of neonate body weight to crown to heel length [$\text{weight (in g)} \times 100] \div [\text{length (in cm)}^3]$ (Chard et al., 1992). Local weight for gestation age percentiles were determined using the World Health Organization's Sexual and Reproductive Health weight percentiles calculator (Mikolajczyk et al., 2011). Neonates below the 10th percentile were considered small for gestational age (SGA). Those above the 90th percentile for gestational age are considered large for gestational age (LGA). Those between were considered appropriate for gestational age (AGA) (Battaglia and Lubchenco 1967). In order to compare this sample with the general population I collected data on 1097 women giving birth on island between October 2010 and October 2011. Details on this study were presented in chapter four of this dissertation.

Data Analysis

All statistical analyses were conducted with IBM SPSS Statistics 19.0. Statistical significance for all analyses was set at $p < 0.05$. Z-scores were used to compare maternal and pregnancy outcomes between sample and population. Correlation analysis was used to compare EBV levels and maternal and pregnancy outcomes. Independent sample t-tests were used to test differences in maternal and pregnancy outcomes associated with the high and low tertiles of EBV. Finally, interaction terms in multiple linear regression models were used to test whether the effect of EBV values on maternal characteristics and pregnancy outcomes was significantly different between the married and unmarried groups.

Research Permission

Research permission was gained from the Department of Health in American Samoa (OHRP Federalwide Assurance #: 00001749) and the University of Colorado (OHRP Federalwide Assurance #: 00003492).

RESULTS

Participants in this study were predominantly married (55.7%), legal residents of American Samoa (61.5%), and unemployed (73%) (Table 6.1).

Table 6.1 Frequency of maternal characteristics

Variable	N ^a	Category	Frequency (%)
Marital status	149	Married	83 (55.7)
		Unmarried	66 (44.3)
Residency status	143	Resident	88 (61.5)
		Non-Resident	55 (38.5)
Employment status	141	Employed	38 (27)
		Unemployed	103 (73)

^aTotal sample size is lower for some variables due to incomplete records.

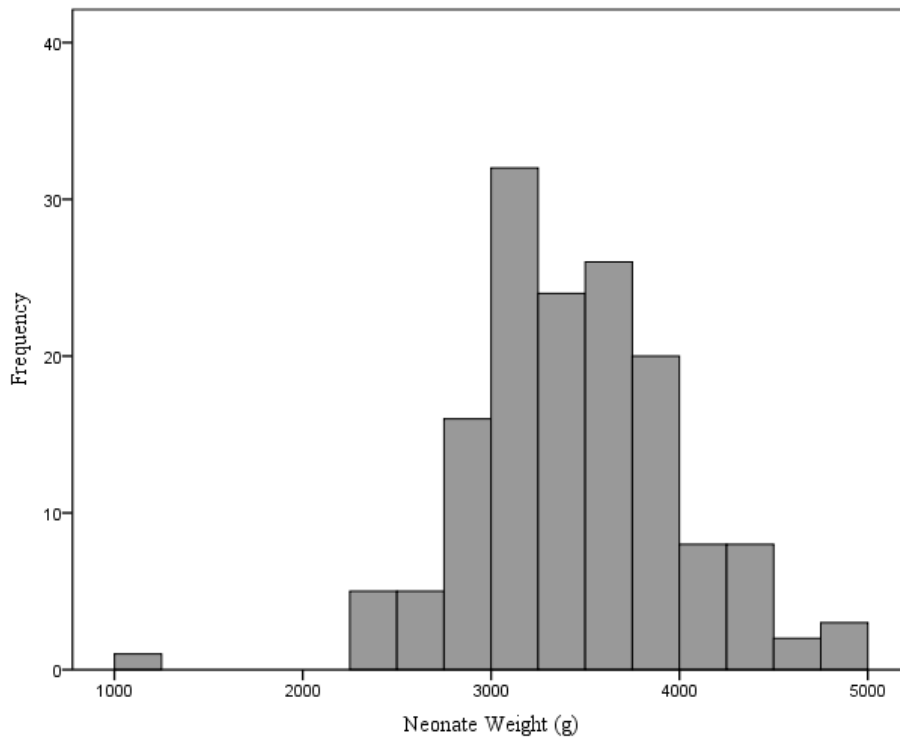
Descriptive variables for maternal characteristics and birth outcomes for continuous data are presented in Table 6.2. The mean age of women in this study was 23.5 (\pm 5.4) years old and average maternal weight was 88.6 (\pm 17.6) kg. The average maternal height was 1.66 (\pm 0.05) m with an average BMI of 32.4 (\pm 5.9). Women in this study had an average of 2.8 (\pm 1.9) previous pregnancies and 2.6 (\pm 1.8) previous deliveries and an average EBV of 2.39 (\pm 0.35). The average neonate weighed 3451.7 (\pm 568.9) grams. Average neonate length was 50.8 (\pm 2.04) cm, and the average ponderal index was 2.64 (\pm 0.36). Neonates in this study have an average head circumference of 34.6 (\pm 1.44) cm and an average neonate chest circumference of 33.2 (\pm 1.8) cm and gestated an average of 277.2 (\pm 12.6) days.

Table 6.2 Maternal and neonate descriptive variables

	N ^a	Range	Median	Mean
Maternal age (years)	150	18 – 38	23.5	25.1 ± 5.4
Maternal weight at delivery (kg)	139	60 - 164.5	84.5	88.6 ± 17.6
Height (m)	132	1.55 - 1.79	1.65	1.66 ± 0.05
BMI	124	22.1 - 55.5	31.9	32.4 ± 5.9
Number of previous pregnancies	150	1 - 9	2	2.8 ± 1.9
Number of previous deliveries	150	0 – 8	2	2.6 ± 1.8
EBV	150	1.59 - 3.25	2.42	2.39 ± 0.35
Neonate weight (g)	150	1179.3 - 4898.8	3401.9	3451.7 ± 568.9
Neonate length (cm)	148	41.5 – 55	51	50.8 ± 2.04
Ponderal index	148	1.99 - 5.01	2.62	2.64 ± 0.36
Neonate head circumference (cm)	143	27 – 39	34.5	34.6 ± 1.44
Neonate chest circumference (cm)	139	28 – 37	33	33.2 ± 1.8
Gestation length delivery (weeks)	149	203 -308	280	277.2 ± 12.6

Frequencies of neonate weights are presented in Figure 6.1.

Figure 6.1 Frequency distribution of neonate weight



Participants were recruited in all trimesters of pregnancy. Of these women, 22.7% were recruited during the first trimester, 41.3% during the second semester and 20% during the third trimester. Finally, the trimester of initiation into the study was unknown for 16% of participants (Table 6.3).

6.3 Trimester of participant enrollment

Trimester Enrolled	n	Frequency (%)
1	34	22.7
2	62	41.3
3	30	20
unknown	37	16

In Table 6.4 I show the frequencies of size for gestational age of neonates in this study. Compared to population standards, 3.4% of neonates were small for gestational age, 82.2% were average for gestational age and 14.4% were large for gestational age.

Table 6.4 Frequency of size for gestational age

Size for gestational age	Frequency (%)
Small for gestational age	5 (3.4)
Average for gestational age	120 (82.2)
Large for gestational age	21 (14.4)

The majority of births in this sample were live births (99.3%) with only one still birth (0.7%) and no spontaneous abortions (0%). In this sample only 6% of all births were premature, 72.2% were within a normal gestation period and 21.9% were post term (Table 6.5).

Table 6.5 Frequency of birth outcomes and gestation length

Size for gestational age	Frequency (%)
Small for gestational age	5 (3.4)
Average for gestational age	120 (82.2)
Large for gestational age	21 (14.4)
Premature delivery <37 weeks	9 (6)
Normal	109 (72.2)
Post term delivery >40 weeks	33 (21.9)

This sample was compared to a population level measure of American Samoan women giving birth on Tutuila (Howells, Chapter Four). These results are presented in Table 6.6. The participants in the study were younger, lighter at delivery and had fewer previous pregnancies and deliveries than the comparison group. Although neonates in this sample were significantly longer than the group ($z = 2.32$; $p = 0.010$), there was no difference in infant weight ($z = 0.93$; p

= 0.824) or ponderal indices ($z = -1.30$; $p = 0.097$). Finally, there was no difference in the gestation length of the sample when compared to the population ($z = 0.06$; $p = 0.524$) (Table 6.6).

6.6 A comparison of maternal and pregnancy outcomes between sample and population.

	z-score
Maternal age	-3.26
Maternal weight at delivery (kg)	-2.27
Number of previous pregnancies	-2.48
Number of previous deliveries	-2.96
Neonate weight (g)	0.93
Neonate length (cm)	2.32
Ponderal index	-1.30
Gestation length delivery (weeks)	0.06

The linear association between EBV levels and maternal characteristics and pregnancy outcome was determined using correlation analysis. None of the correlations were significant (Table 6.7).

Table 6.7 Correlations between EBV levels, and maternal characteristics and pregnancy outcomes

	EBV	
	r ²	p-value
Maternal age	<0.001	0.913
Maternal weight at delivery (kg)	<0.001	0.749
Height (m)	0.007	0.352
BMI	<0.001	0.777
Number of previous pregnancies	0.001	0.696
Number of previous deliveries	0.006	0.336
Neonate weight (g)	<0.001	0.194
Neonate length (cm)	0.005	0.749
Ponderal index	0.002	0.194
Neonate head circumference (cm)	0.003	0.499
Neonate chest circumference	0.009	0.275
Gestation length delivery (weeks)	0.011	0.194

I used an independent sample t-test to compare neonate size and gestational age to EBV levels. None of the relationships were significant (Table 6.8).

Table 6.8 Relationship between neonate size for gestational age and EBV levels

	Breakdown of Variable ^a	N	Mean	p-value (t-test)
Small for gestational age (SGA)	SGA	5	2.36 (± 0.29)	0.850
	Not SGA	141	2.39 (± 0.35)	
Average for gestational age (AGA)	AGA	120	2.40 (± 0.35)	0.366
	Not AGA	26	2.33 (± 0.33)	
Large for gestational age (LGA)	LGA	21	2.33 (± 0.34)	0.389
	Not LGA	125	2.40 (± 0.35)	

Using independent sample t-test I tested maternal characteristics and pregnancy outcomes against the high and low tertiles of EBV. EBV levels between 3.25 – 2.53 were classified as high, whereas EBV levels between 1.61-2.24 were classified as low. None of these relationships were significant (Table 6.9).

Table 6.9 Comparison of maternal characteristics and neonate outcomes with high and low EBV levels

	EBV Level	N	Mean	p-value
Maternal age	High	50	25.1 ± 5.1	0.682
	Low	51	25.5 ± 5.8	
Maternal weight at delivery (kg)	High	49	90.7 ± 19.8	0.555
	Low	47	88.5 ± 16.3	
Height (m)	High	44	1.65 ± 0.05	0.506
	Low	44	1.65 ± 0.05	
BMI	High	43	33.1 ± 6.3	0.979
	Low	41	33.0 ± 5.6	
Number of previous pregnancies	High	50	2.66 ± 1.82	0.274
	Low	51	3.10 ± 2.17	
Number of previous deliveries	High	50	2.00 ± 1.51	0.166
	Low	51	2.51 ± 2.11	
Neonate weight (g)	High	50	3447.8 ± 516.8	0.742
	Low	51	3408.3 ± 677.1	
Neonate length (cm)	High	50	51.0 ± 1.9	0.195
	Low	49	50.4 ± 2.5	
Ponderal index	High	50	2.59 ± 0.26	0.227
	Low	49	2.69 ± 0.50	
Neonate head circumference (cm)	High	50	34.9 ± 1.2	0.161
	Low	48	34.5 ± 1.7	
Neonate chest circumference	High	48	33.3 ± 1.6	0.241
	Low	46	32.8 ± 2.1	
Gestation length delivery (weeks)	High	50	279.3 ± 11.2	0.095
	Low	50	274.4 ± 16.8	

Previous research indicated a relationship between marital status and pregnancy outcomes (Howells et al., 2013). To assess whether the associations between EBV values and

maternal characteristics/pregnancy outcomes differed according to marital status, correlation values were calculated separately for the married and unmarried groups (Table 6.10). Although the r^2 values did not approach significance, there was a tendency for maternal age, BMI, number of previous pregnancies and deliveries and EBV levels to be higher in married women. All other associations were greater in unmarried women. Interaction terms in multiple linear regression models were used to test whether the effect of EBV values on maternal characteristics and pregnancy outcomes was significantly different between the married and unmarried groups. None of the interaction terms were significant.

Table 6.10 Multiple linear regression between EBV and maternal characteristics and pregnancy outcomes controlled for marital status.

	Married r^2	Unmarried r^2	p-value of interaction term
Maternal age	0.015	0.014	0.15
Maternal weight at delivery (kg)	< 0.001	0.004	0.729
Height (m)	0.004	0.011	0.822
BMI	0.003	< 0.001	0.837
Number of previous pregnancies	0.022	< 0.001	0.29
Number of previous deliveries	0.013	0.003	0.345
Neonate weight (g)	< 0.001	0.002	0.79
Neonate length (cm)	< 0.001	0.03	0.306
Ponderal index	< 0.001	0.007	0.613
Neonate head circumference (cm)	< 0.001	0.015	0.364
Neonate chest circumference	< 0.001	0.039	0.298
Gestation length delivery (weeks)	0.003	0.049	0.81

DISCUSSION

In this chapter I sought to assess whether maternal psychosocial stress impacts pregnancy outcomes in Samoan women. Stress was measured using a non-specific bio-marker of psychosocial stress, Epstein-Barr Virus (EBV) antibody levels after controlling for infection with CRP. Here I use EBV to determine whether mothers with higher levels of psychosocial stress have smaller neonates and shorter gestations. In addition I compared this sample with a population to determine if there were any fundamental differences. I found no association between maternal psychosocial stress levels as measured by EBV and neonate size, or gestation length. Similarly I found no differences in neonate size or gestation length in mothers with high versus low EBV levels. Maternal characteristics and infant outcomes in this sample were broadly similar to the population.

Previous research has found a relationship between maternal stress and pregnancy outcomes. Increased maternal stress has been positively associated with the risk of spontaneous abortion, preterm birth, and small-for-gestational age neonates (Rice et al., 2007; Nepomnaschy et al., 2006; Mancuso et al., 2004; Dole et al., 2003; Hobel and Culhane 2003; Sagiura-Ogasawara et al., 2002). Specifically, high EBV levels have also been associated with negative pregnancy outcomes including lower birth weight and shorter gestations (Eskild et al., 2005).

Eskild et al. (2005) conducted a nested case-controlled study of 35,940 pregnant women in Norway. Researchers in this study collected serum samples during women's first prenatal visit and during the 22nd and 38th week of pregnancy. They found that mothers with significant reactivation of EBV infection during the first trimester in pregnancy were more likely to have shorter gestations (mean = 8 days) and neonates who weighed less (mean = 210g).

Although previous research indicates a strong relationship between maternal stress and pregnancy outcomes, I was unable to support these findings. According to my results, there was no relationship between EBV levels and neonate size as measured by neonate weight, neonate length, ponderal index or gestation length. The lack of relationship between EBV and maternal and neonate outcomes was surprising given the results of previous research on the impact of maternal stress on pregnancy outcomes.

There are several possible explanations for this difference. First, it is unclear if the lack of relationship between EBV and pregnancy outcomes is a reflection of the use of EBNA instead of the commonly used viral capsid antigen (VCA) (Eskild et al., 2005; McDade et al., 2002). The focus by other studies on VCA makes it challenging to directly compare the results of this sample to other researchers work. Future studies will assess the VCA levels within this population.

Second, it is possible that these data were collected too late in the pregnancy to reflect differences in gestation length and pregnancy outcomes. Prior to placentation (~30 days), maternal stress has a greater chance of leading to spontaneous abortion due to a “blighted” uterine environment and the direct effects of cortisol (Arck, 2007; Kalinka and Szekeres-Bartho, 2005; Blois et al., 2004). All of the women in this study were recruited post-placentation when stress is more likely to impact fetal growth rather than mortality. However, the impact may be less intense after mid-gestation when the placenta is able to reduce the physiological impact of stress (Hobel et al., 1999; Seckl, 1997). In this chapter I utilized an average EBV level that combines each participant’s sample across her pregnancy possibly skewing the results toward the null hypothesis. It is also possible that the overall level of stress experienced by participants may not have been high enough to impact fetal development.

Third, participant stress may be buffered by social networks and social support. An older study addressing the relationship between stressful life events, social support and pregnancy complications in army wives found that high and low stress were not linked to pregnancy outcomes alone. However, women who experienced high stress and had little social support were more likely to have complications in pregnancy and delivery (Nuckolls et al., 1971). Social support acts to reduce depression and anxiety and may counter the effects of stress (Rutter and Quine, 1990). I did not measure social support and social buffering in this current study. However, as discussed in chapter four, I found differences (albeit weak) in pregnancy outcomes based on marital status.

In the current study I was unable to find a relationship between EBV levels and marital status. I further tested the impact of marital status on the relationship between EBV and pregnancy outcomes. None of the interaction terms were significant which indicates that the relationship between EBV and neonate outcomes was not impacted by marital status.

Participants in this study were compared to 1097 Samoan women giving birth on Tutuila in the same year. Women in the current study were younger, weighed less and had fewer previous pregnancies and deliveries. Although neonates in this study were longer than those in the comparative sample, there are no other differences in neonate size including neonate weight, ponderal index and gestation length. Participants in this study were recruited at the island's largest prenatal provider and it is possible that the differences between groups may be linked to the demographic of women accessing prenatal care. Although it was not examined here, it is possible that younger, less experienced mothers may seek out prenatal care more frequently than their older more experienced peers. Regardless, the sample is overall representative of the population.

Conclusion

The relationship between psychosocial stress (as measured by EBV), maternal characteristics and pregnancy outcomes was investigated in 151 Samoan women giving birth in American Samoa. There was no relationship found between EBV levels and any maternal characteristics or pregnancy outcomes. This lack of relationship may reflect the use of EBNA instead of VCA, the timing of recruitment and the impact of stress on fetal development, the use of average values and/or buffering effects of social support networks.

REFERENCES

- Anderson DK, Rhees RW, Fleming DE. 1985. Effects of prenatal stress on differentiation of the sexually dimorphic nucleus of the preoptic area (SN-POA). *Brain Research* 332: 113-118.
- Arck P, Hansen PJ, Jericevic BM, Piccinni MP, Skekeres-Bartho J. 2007. Progesterone during pregnancy: Endocrine-immune cross talk in mammalian species and the role of stress. *American Journal of Reproductive Immunology* 58: 268-279.
- Austin MP, Leader L. 2000. Maternal stress and obstetric and infant outcomes: Epidemiological findings and neuroendocrine mechanisms. *Australian and New Zealand Journal of Obstetrics and Gynaecology* 40:331-337.
- Barker DJ. 1998. In utero programming of chronic disease. *Clinical Science* 95:115-28.
- Blois SM, Joachim R, Kandil J, Margni R, Tometten M, Klapp BF. 2004. Depletion of CD8 cells abolishes the pregnancy protective effect of progesterone substitution with dydrogesterone in mice by altering the Th1/Th2 cytokine profile. *Journal of Immunology* 172: 5893-5899.
- Borders AWB, Grobman WA, Amsden LB, McDade TW, Sharp LK, Holl JL. 2010. The relationship between self-report and biomarkers of stress in low-income reproductive – age women. *American Journal of Obstetrics and Gynecology* 577.e1-577.e8
- Boyles SH, Ness RB, Grisso JA, Markovic N, Bromberger J, CiFelli D. 2000. Life event stress and the association with spontaneous abortion in gravid women at an urban emergency department. *Health Psychology* 19(6): 510-514.
- Branun AM, Schoendorf KC. 2002. Changing patterns of low birth weight in the United States. *Paediatric and Perinatal Epidemiology* 16:8-15.
- Buekens P, Klebanoff M. 2001. Preterm birth research: From disillusion to the search for new mechanisms. *Paediatric and Perinatal Epidemiology* 15(Suppl 2):159-161.

- Christian LM, Iams JD, Porter K, Glaser R. 2012. Epstein-Barr virus reactivation during pregnancy and postpartum: effects of race and racial discrimination. *Brain, Behavior, and Immunity* 26:1280-1287.
- Dole N, Savitz DA, Hertz-Picciotto I, Siega-Riz AM, McMahon MJ, Buekens P. 2003. Maternal stress and preterm birth. *American Journal of Epidemiology* 157(1): 14-24.
- Eskild A, Bruu AL, Stray-Pederson B, Jenum P. 2005. Epstein-Barr virus infection during pregnancy and the risk of adverse pregnancy outcome. *British Journal of Obstetrics and Gynaecology* 112(12):1620-1624.
- Glaser R, Pearson GR, Bonneau RH. 1993. Stress and the memory T-cell response to the Epstein-Barr virus in healthy medical student. *Health Psychology* 12(6):435-442.
- Glaser R, Pearson GR, Jones JF. 1991. Stress-related activation of Epstein-Barr virus. *Brain, behavior, and Immunity* 5:219-232.
- Glaser R, Rice J, Sheridan J, Fertel R, Stout J, Speicher CE, Pinsky D, Kotur M, Post A, Beck M, Kiecolt Glaser JK. 1987. Stress-related immune suppression: health implications. *Brain, Behavior and Immunity* 1:7-20.
- Henle W, Henle G. 1982. Epstein-Barr virus and infectious mononucleosis. In Glaser G, Gottlieb-Stematsky T. (Eds.), *Human herpesvirus infections: Clinical aspects*. pp. 151-162. New York: Marcel Dekker.
- Hobel C, Culhane J. 2003. Role of psychosocial and nutritional stress on poor pregnancy outcome. *The Journal of Nutrition Supplement* 1709S-1717S.
- Hobel CJ, Dunkel-Schetter C, Roesch SC, Castro LC, Arora CP. 1999. Maternal plasma corticotropin-releasing hormone associated with stress at 20 weeks' gestation in pregnancies ending in preterm delivery. *American Journal of Obstetrics Gynecology* 180:S257-S263.
- Holl K, Surcel HM, Koskela P, Dillner J, Hallmans G, Wadell G, Kassila M, Olafsdottir GH, Pukkala E, Stattin P, Lehtinen M. 2008. Maternal Epstein-Barr virus and cytomegalovirus infections and risk of testicular cancer in the offspring: a nested case-control study. *Acta Pathologica et Microbiologica Scandinavica* 116(9):816-822.
- Howells M, Bender R, Dufour DL, Sespasara M, Ah Ching J, Mua'sau B, Time M, Sipili G. 2013. To love, honor and obey: the relationship between marital status and birth outcomes in American Samoa. *American Journal of Human Biology* 25(2): 260.
- Icart J, Didier J, Dalens M, Chabanon G, Boucays A. 1981. Prospective study of Epstein Barr virus (EBV) infection during pregnancy. *Biomedicine* 34(3):160-163.

- Kalinka J, Szekeres-Bartho J. 2005. The impact of dydrogesterone supplementation on hormonal profile and progesterone-induced blocking factor concentrations in women with threatened abortion. *American Journal of Reproductive Immunology*. 53(4):166-171.
- Kiecolt-Glaser JK, Glaser R. 1988. Methodological issues in behavioral immunological research with human. *Brain, Behavior, and Immunity* 2:67-78.
- Kiecolt-Glaser JK, Glaser R, Shuttleworth EC, Dyer CS, Ogrocki P, Speicher CE. 1987. Chronic stress and immunity in family caregivers of Alzheimer's disease victims. *Psychosomatic Medicine* 49:523-535.
- Leon DA. 1998. Fetal growth and adult disease. *European Journal of Clinical Nutrition* 52 (suppl): S72-82.
- Lohman TG, Roche AF, Martorell R. 1988. *Anthropometric Standardization Reference Manual*. Human Kinetics Pub.
- Lehtinen M, Koskela P, Ogmundsdottir HM, Bloigu A, Dillner J, Gudnadottir M, Hakulinen T, Kjartansdottir A, Kvarnung M, Pukkala E, Tulinius H, Lehtinen T. 2003. Maternal herpes virus infections and risk of acute lymphoblastic leukemia in the offspring. *American Journal of Epidemiology* 158(3): 207-213.
- Mancuso RA, Dunkel Schetter C, Rini C, Roesch SC, Hobel CJ. 2004. Maternal prenatal anxiety and corticotropin releasing hormone associated with the timing of delivery. *Psychosomatic Medicine* 66:762-769.
- McDade TW. 2002. Status incongruity in Samoan youth: A biocultural analysis of culture change, stress, and immune function. *Medical Anthropology Quarterly* 16(2):123-150.
- McDade TW. 2001. Lifestyle incongruity, social integration, and immune function among Samoan adolescents. *Social Science and Medicine* 53: 1351-1362.
- McDade TW, Stallings JF, Angold A, Costello EJ, Burleson M, Cacioppo JT, Glaser R, Worthman CM. 2000a. Epstein-Barr virus antibodies in whole blood spots: A minimally-invasive method for assessing an aspect of cell-mediated immunity. *Psychosomatic Medicine* 62:560-567.
- McDade TW, Stallings JF, Worthman C. 2000b. Culture change and stress in Western Samoan youth: methodological issues in the cross-cultural study of stress and immune function. *American Journal of Human Biology* 12:792-802.
- Mei et al., 2001
- Mikolajczyk RT, Zhang J, Betran AP, Souza JP, Mori R, Gulmezoglu AM, Merialdi M. 2011. A global reference for fetal-weight and birthweight percentiles. *Lancet*. 377(9780): 1855-61.

- Nepomnaschy PA, Welch KB, McConnell DS, Low BS, Strassmann BI, England BG. 2006. Cortisol levels and very early pregnancy loss in humans. *Proceedings of the National Academy of Sciences* 103: 3938-3942.
- Neugebauer R, Kline J, Stein Z, ShROUT P, Warburton D, Susser M. 1996. Association of stressful life events with chromosomally normal spontaneous abortions. *American Journal of Epidemiology* 143: 588-596.
- Nordentoft M, Lou HC, Hansen D, Nim J, Pryds O, Rubin P. 1996. Intrauterine growth retardation and premature delivery: The influence of maternal smoking and psychological factors. *American Journal Public Health* 86: 347-354.
- Nuckolls KB, Cassel J, Kaplan BH. 1972. Psychosocial assets and assets, life assets, life crisis and the prognosis of pregnancy. *American Journal Epidemiology* 95:431-441.
- O'Hare T, Creed F. 1995. Life events and miscarriage. *British Journal of Psychology* 167:799-805.
- Orr ST, James SA, Prince CB. 2002. Maternal prenatal depressive symptoms and spontaneous preterm births among African American women in Baltimore, Maryland. *American Journal of Epidemiology*, 156, 797-802.
- Pinto ML, Shetty PS. 1995. Influence of exercise-induced maternal stress on fetal outcome in wistar rats: Inter-generational effects. *British Journal of Nutrition* 73:645-653.
- Rice F, Jones I, Thapar A. 2007. The impact of gestational stress and prenatal growth on emotional problems in offspring: A review. *Acta Psychiatrica Scandinavica* 116:154-155.
- Rich-Edwards JW, Stampfer MJ, Manson JE, Rosner B, Hankinson SE, Colditz SE. 1997. Birth weight and risk of cardiovascular disease in a cohort of women followed up since 1976. *British Medical Journal* 315:396-400.
- Rini CK, Dunkel-Schetter C, Wadhwa PD, Sandman CA. 1999. Psychological adaptation and birth outcomes: The role of personal resources, stress, and sociocultural context of pregnancy. *Health Psychology* 18:333-345.
- Rondo PHC, Ferreira RF, Nogueira F, Ribeiro MCN, Lobert H, Artes R. 2003. Maternal psychological stress and distress as predictors of low birth weight, prematurity and intrauterine growth retardation. *European Journal of Clinical Nutrition* 57:266-272.
- Rutter DR, Quine L. 1990. Inequality in pregnancy outcome: a review of psychosocial and behavioral mediators. *Social Science and Medicine* 30(5):553-568.
- Seckl JR. 1997. Glucocorticoids, feto-placental 11 beta-hydroxysteroid dehydrogenase type 2, and the early life origins of adult disease. *Steroids* 62:89-94.

Sorensen MV, Snodgrass JJ, Leonard WR, McDade TW, Tarskaya LA, Ivanov KI, Krivoshapki VG, Alekseev VP. 2009. Lifestyle incongruity, stress and immune function in indigenous Siberians: the health impacts of rapid social and economic change. *American Journal of Physical Anthropology* 138: 62-69.

Sugiura-Ogasawara M, Furukawa TA, Nakano Y, Hori S, Aoki K, Kitamura T. 2002. Depression as a potential causal factor in subsequent miscarriage in recurrent spontaneous aborters. *Human Reproduction* 17: 2580-2584.

Tedeschi R, Bloigu A, Ogmundsdottir HM, Marus A, Dillner J, Depaoli P, Gudnadottier M, Koskela P, Pukkala E, Lehtinen T, Lehtinen M. 2007. Activation of maternal Epstein-Barr virus infection and risk of acute leukemia in the offspring. *American Journal of Epidemiology* 165(2):134-137.

Wadhwa PD, Sandman CA, Porto M, Dunkel-Schetter C, Garite TJ. 1993. The association between prenatal stress and infant birth weight and gestational age at birth: A prospective investigation. *American Journal of Obstetrics and Gynecology* 169:858-865.

World Health Organization. 1995. Physical status: The use and interpretation of anthropometry. Technical Report Series 854. Geneva: World Health Organization.

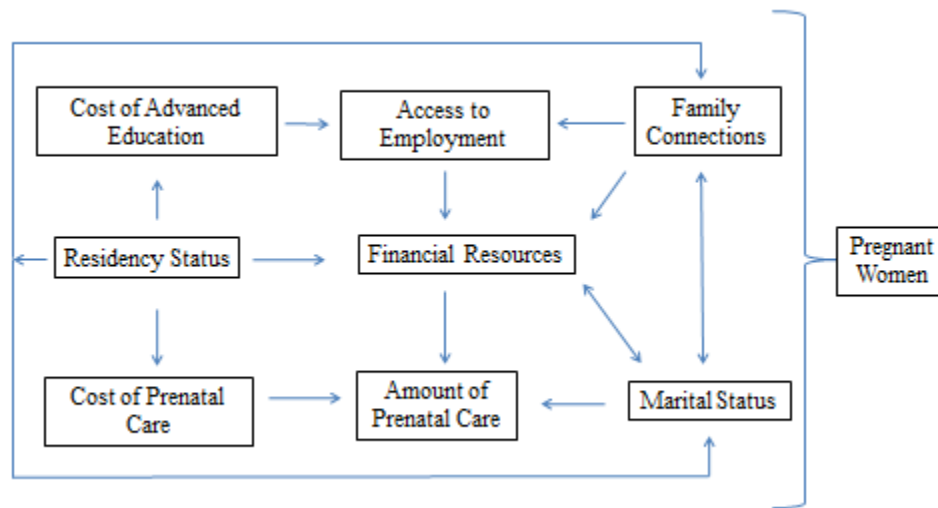
CHAPTER 7: DISSERTATION SUMMARY, CONCLUSIONS AND FUTURE DIRECTIONS

SUMMARY AND CONCLUSIONS

In American Samoa, the relationship between the individual and the collective is reflected in the Samoan way of life or *fa'asamoa*. *Fa'asamoa* broadly refers to an understanding of the pervasive role of Samoan culture in an individual's life. An important component of *fa'asamoa* is the controlling and protective role of the family, or *'āiga* and the chief, or *matai* over the individual. Western style religion, church obligations and nationalistic pride are also included in *fa'asamoa*. This permeating role of family, church and nationalism can impact an individual's access to higher education, employment and medical care.

I use *fa'asamoa* as a context for this dissertation and discuss its intersections with the broader historical, political and social milieu. I argue that these interactions could potentially impact pregnant Samoan women's lives and may ultimately lead to low birth weight and other negative pregnancy outcomes. In chapter two I introduce a simplified model of these pressures and how they intersect with pregnant women in Samoan culture (re-presented in figure 7.1). The scope of this dissertation enabled me to test portions of this model including the role of marital status, residency status and prenatal care of pregnancy outcomes.

Figure 7.1 Sociocultural context of pregnancy of American Samoan women



The objective of this dissertation was to determine if there was an association between chronic psychosocial stress on neonate body size, size for gestational age and gestation length. I achieved this goal by conducting an 18 month long biocultural, longitudinal, prospective study of pregnancy outcomes in Samoan women living on the Pacific island of Tutuila. I utilized multiple measures of potential psychosocial stress including identity markers (marital status), self-reported stress measures (status congruence, Perceived Stress Scale, Monthly Stress Questionnaire) and a biological measure of stress (Epstein-Barr Virus antibody levels).

Cross-culturally marital status has been shown to impact pregnant women's access to medical care associated with her pregnancy and to increase risk of negative pregnancy outcomes. I tested whether this relationship held in American Samoa where the social support typically provided by spouses may be provided by the extended family. Using medical charts I extracted demographic, medical and neonate outcome on 1097 Samoan women giving birth in American Samoa. I found that married women accessed prenatal care earlier and more frequently and were less likely to have an episiotomy or operative vaginal delivery than unmarried women. However, woman's marital status did not impact any other medical interventions used during delivery.

Although I found some differences between neonate outcomes based on marital status, these differences are unlikely to be biologically significant and are more likely a reflection of the large sample size.

I was interested in determining if there was a non-invasive self-reported stress scale that accurately captured psychosocial stress in the women of American Samoa. I compared the effectiveness of three self-reported stress scales in detecting stress by comparing them to the Epstein Barr Virus levels of 78 pregnant Samoan women. The self-reported stress scales included status congruence, the Perceived Stress Scale (PSS) and a monthly stress questionnaire (MSQ). In previous studies status congruence was related to lower levels of stress (as measured by EBV) in adolescence in Independent Samoa.

However, I did not find a relationship between any of the self-reported measures of stress and EBV. In addition, there was no relationship between status congruence and PSS or the MSQ. As a result, I was unable to isolate a self-reported measure of stress that correlates with psychosocial stress in Samoan women. Previous research has linked status congruence to low levels of stress in teens living in Independent Samoa. However, I did not find any relationship between status congruence in stress in the current study. This may be due to the differences in the age or status of the individual's in this study. For instance, mothers may gain some kind of protective social buffering during their pregnancy. However, I think this is unlikely based on my ethnographic work. Instead, I think the difference may be associated with the changing social landscape between the traditional and nontraditional status markers between independent Samoa and American Samoa.

At the core of this study was a focus on the relationship between psychosocial stress and pregnancy outcomes. I investigated the relationship between psychosocial stress (as measured by

EBV), maternal characteristics and neonate outcomes in 151 Samoan women giving birth in American Samoa. I found no relationship between EBV levels and maternal characteristics or neonate outcomes.

Taken together, this study provides no evidence that psychosocial stress impacts pregnancy outcomes in Samoan women giving birth in American Samoa. These results were somewhat surprising in light of previous research focusing on women in the United States and Europe. In chapter six I discuss the differences between my study and others that may have affected my results. The utilization of Epstein-Barr nuclear antigen (EBNA) instead of the more widely used viral capsid antigen (VCA) may have contributed to this difference. However, preliminary results comparing VCA and neonate outcomes suggest that there is no difference between the VCA and EBNA results. More likely the inclusion of women from all trimesters may have skewed the results because many of the participants were enrolled post placentation thus buffering fetuses from the biological stress effects I was indirectly measuring. Finally, there may be enough social buffering to support women and counteract psychosocial stress built into the Samoan community.

Strengths and weaknesses of study

This study had an ambitious research design that encapsulated the entirety of pregnancy including its earliest stages. Originally, I had planned to enroll participants prior to pregnancy and use fertility monitors to help collect data during the first 30 days of gestation. This period is particularly interesting to me when framed in evolutionary theory and pregnancy loss. However, the monitors required a higher level of technological expertise than the average woman possessed, and I could not be sure that they were being used correctly. This technological barrier

led to high rates of noncompliance and I decided to suspend the use of the monitors for this study.

In addition I had planned to follow up with women outside of the department of health but the combination of lack of reliable transportation, personal safety issues and constant scheduling problems made me reassess my research location. Instead I opted to meet with women when they returned to the Tafuna Family Health Center for their prenatal visits. This may have biased my results if some groups of women are more likely than others to get prenatal care. I had also planned to collect skinfold measurements at the initial and final meetings and tympanic temperature at each follow-up. However, participants were distressed by these procedures and I opted not to continue.

Although I had to modify my original study, the resulting study provided important information regarding the impact of psychosocial stress on pregnancy outcomes. The next steps in this research are three fold. First, I will analyze the results from the second EBV antibody VCA. Due to circumstances beyond my control, I received the VCA results too late to incorporate into this dissertation. These results combined with the EBNA results presented throughout this dissertation will provide a richer understanding of stress in this community. Second, I plan on analyzing the remaining interview material I collected throughout the course of this study and comparing it to women's EBV levels. This information includes details regarding participant's individual family structures and living arrangements, financial obligations to church and family, education levels and relationships with partners, parents and in-laws. This will provide a richer context to psychosocial stress experienced by Samoan women. Third, I would like to further analyze my data by comparing high and low psychosocial stress levels in each stage of pregnancy. Finally, I would like to refocus my attention to the impact of stress in the

first 30 days of pregnancy. My next study will utilize the methodology developed for my original field work but will be conducted in a more controlled environment.

REFERENCES

- Ah-Ching J. 2011. Personal communication. Chief of Obstetrics and Gynecology at LBJ.
- Alexander GR, Kotelchuck M. 1996. Quantifying the adequacy of prenatal care: a comparison of indices. *Public Health Reports* 111: 408-416.
- Anderson DK, Rhees RW, Fleming DE. 1985. Effects of prenatal stress on differentiation of the sexually dimorphic nucleus of the preoptic area (SN-POA). *Brain Research* 332:113-118.
- Apgar V. 1953. A proposal for a new method of evaluation of the newborn infant. *Current Research in Anesthesia-Analgesia* 32(4):260-267.
- Arck P, Hansen PJ, Jericevic BM, Piccinni MP, Skekeres-Bartho J. 2007. Progesterone during pregnancy: Endocrine-immune cross talk in mammalian species and the role of stress. *American Journal of Reproductive Immunology* 58: 268-279.
- Austin MP, Leader L. 2000. Maternal stress and obstetric and infant outcomes: Epidemiological findings and neuroendocrine mechanisms. *Australian and New Zealand Journal of Obstetrics and Gynaecology* 40:331-337.
- Barclay L, Aiavao F, Fenwick J, Papua KT. 2005. *Midwives' Tale stories of Traditional and Professional Birthing in Samoa*. Vanderbilt University Press, Nashville.
- Barker DJ. 1998. In utero programming of chronic disease. *Clinical Science* 95:115-28.
- Bassett JM, Hanson C. 1998. Catecholamines inhibit growth in fetal sheep in the absence of hypoxia. *American Journal Physiology* 274:R1536-545.
- Battaglia FC, Lubchenco LO. 1967. A practical classification of new born infants by weight and gestational age. *Journal of Pediatrics*. 71:159-163.
- Bennett T. 1992. Marital status and infant health outcomes. *Social Science and Medicine*. 35(9):1179-1187.
- Bentley GR, Mascie-Taylor CG. 2000. *Infertility in the Modern World: Present and Future Prospects*. Cambridge, UK: Cambridge University Press.
- Blalock JE. 1994. The syntax of immune-neuroendocrine communication. *Immunology Today* 15: 504-511.
- Blois SM, Joachim R, Kandil J, Margni R, Tometten M, Klapp BF. 2004. Depletion of CD8 cells abolishes the pregnancy protective effect of progesterone substitution with dydrogesterone in mice by altering the Th1/Th2 cytokine profile. *Journal of Immunology* 172: 5893-5899.

- Borders AWB, Grobman WA, Amsden LB, McDade TW, Sharp LK, Holl JL. 2010. The relationship between self-report and biomarkers of stress in low-income reproductive – age women. *American Journal of Obstetrics and Gynecology* 577.e1-577.e8
- Boyles SH, Ness RB, Grisso JA, Markovic N, Bromberger J, CiFelli D. 2000. Life event stress and the association with spontaneous abortion in gravid women at an urban emergency department. *Health Psychology* 19(6):510-514.
- Branun AM, Schoendorf KC. 2002. Changing patterns of low birth weight in the United States. *Paediatric and Perinatal Epidemiology* 16:8-15.
- Brown DE. 2007. Measuring hormonal variation in the sympathetic nervous system: catecholamines. In: *Measuring Stress in Humans: A Practical Guide for the Field*. Ed Ice GH, James GD. Cambridge University Press, Cambridge
- Buchanan TA, Kitzmiller JL. 1994. Metabolic interactions of diabetes and pregnancy. *Annual Reviews of Medicine* 45:245-260.
- Buekens P, Klebanoff M. 2001. Preterm birth research: From disillusion to the search for new mechanisms. *Paediatric and Perinatal Epidemiology* 15(Suppl 2):159-161.
- Cacioppo JT, Berntson GG, Malarkey WB, Kiecolt-Glaser JK, Sheriadan JFP. 1998. Autonomic, neuroendocrine, and immune responses to psychological stress: The reactivity hypothesis. *Annals New York Academic Science* 840:664-674.
- Cacioppo JT, Kiecolt-Glaser JK, Malarkey WB, Laskowski BF, Rozlog LA, Poehlmann KM, Burleson MH, Glaser R. 2002. Autonomic and glucocorticoid associations with the steady state expression of latent Epstein-Barr virus. *Hormones and Behavior* 42:32–41.
- Cannon WB. 1914. The emergency function of the adrenal medulla in pain and the major emotions. *American Journal of Physiology* 33:356-372.
- Casey BM, McIntire DD, Leveno KJ. 2001. The continuing value of the Apgar score for the assessment of newborn infants. *New England Journal of Medicine* 344(7):467-471.
- Catalano PM, Thomas AJ, Avallone DA, Amini SB. 1995. Anthropometric estimation of neonatal body composition. *American Journal of Obstetrics and Gynecology*. 173(4):1176-1181.
- Central Intelligence Agency World Fact Book. <https://www.cia.gov/library/publications/the-world-factbook/geos/aq.html>. Accessed 2012.
- Challis JR, Matthews SG, Van MC, Ramirez MM. 1995. Current topic: the placental corticotropin-releasing hormone-adrenocorticotrophin axis. *Placenta*. 16:481-502.

- Chard T. 1991. Frequency of implantation and early pregnancy loss in natural cycles. *Baillieres Clinical Obstetrics and Gynaecology* 5(1):179-189.
- Chard T, Costeloe K, Leaf A. 1992. Evidence of growth retardation in neonates of apparently normal weight. *European Journal of Obstetrics & Gynecology and Reproductive Biology* 45:59-62.
- Christian LM, Iams JD, Porter K, Glaser R. 2012. Epstein-Barr virus reactivation during pregnancy and postpartum: effects of race and racial discrimination. *Brain, Behavior, and Immunity* 26:1280-1287.
- Chrousos GP. 2007. An intergrated view of the stress response and stress-related behavioral and/or somatic disorders. Hans Selye Centennial Lecture, Proceedings of the Second World Conference on Stress, Budapest.
- Chrousos GP. 2007. Neuroendocrinology of stress and female reproductive function. Proceedings of the 5th European Congress of Reproductive Immunology, Berlin.
- Cohen S. 1986. Contrasting the hassles scale and the perceived stress scale: who is really measuring appraised stress? *American Psychologist* 41: 716-718.
- Cohen S, Kamarck T, Mermelstein R. 1983. A global measure of perceived stress. *Journal of Health and Social Behavior* 234:385-396.
- Cohen S, Williamson GM. 1988. Perceived stress in a probability samples of the United States. Spacapan S, Oskamp S (eds). *The Social Psychology of Health*. Newbury Park, CA. 31-67.
- Cooper D, Harrington K, Lees C, Hecher K, Campbell S. 1996. Uterine Doppler ultrasound: The importance of bilateral notches in the prediction of uteroplacental complications. *Ultrasound in Obstetrics and Gynecology* 7:182-182.
- Damron DP, Bernstein IM, Shapiro RE, Schonberg A. 2004. Uterine blood flow response to alpha-adrenergic blockade in nulligravid women of reproductive age. *Journal of the Society for Gynecologic Investigation* 11:388-392.
- Diego MA, Jones NA, Field T, Hernandez-Reif M, Schanberg S, Kuhn C, Gonzalez-Garcia A. 2006. Maternal psychological distress, prenatal cortisol, and fetal weight. *Psychosomatic Medicine* 68:747-753.
- Dole N, Savitz DA, Hertz-Picciotto I, Siega-Riz AM, McMahon MJ, Buekens P. 2003. Maternal stress and preterm birth. *American Journal of Epidemiology* 157(1):14-24.
- Donoghue JF, Leitch IM, Boura AL, Walters WA, Giles WB, Smith R, Read MA. 2000. Fetal placental vascular responses to corticotropin-releasing hormone in vitro. Effects of variation in oxygen tension. *Placenta* 21:711-717.

- Draper ES, Field DJ. 2007. Epidemiology of prematurity- how valid are comparisons of neonate outcomes? *Seminars in Fetal and Neonatal Medicine* 12:337-343.
- Erickson K, Thorsen P, Chrousos GP, Grigoriadis DE, Khongsaly O, McGregor J, Schulkin J. 2001. Preterm birth: associated neuroendocrine, medical, and behavioral risk factors. *Journal of Clinical Endocrinology and Metabolism* 86:2544-2552.
- Eskild A, Bruu AL, Stray-Pederson B, Jenum P. 2005. Epstein-Barr virus infection during pregnancy and the risk of adverse pregnancy outcome. *British Journal of Obstetrics and Gynaecology* 112(12):1620-1624.
- Fairbanks LA, McGuire MT. 1984. Determinants of fecundity and reproductive success in captive vervet monkeys. *American Journal of Primatology* 7(1):27-38.
- Field T, Diego M, Dieter J, Hernandez-Reif M, Schanberg S, Yando R, Bendell D. 2004. Prenatal depression effects on the fetus and the newborn. *Infant Behavioral Development* 27:216-229.
- Frankman EA, Wang L, Bunker CH, Lowder JL. 2009. Episiotomy in the United States: has anything changed? *American Journal of Obstetric Gynecology* 200(5):573.e1.
- Giannakoulopoulos X, Teixeira J, Fisk N, Glover V. 1999. Human fetal and maternal noradrenaline responses to invasive procedures. *Pediatric Research* 45:494-499.
- Gibbons L, Belizán JM, Lauer JA, Betrán AP, Merialdi M and Althabe F. 2010. The global numbers and costs of additionally needed and unnecessary caesarean sections performed per year: overuse as a barrier to universal coverage. *World Health Report, World Health Organization Background Paper*, 30.
- Gitau R, Fisk NM, Glover V. 2004. Human fetal and maternal corticotropin releasing hormone responses to acute stress. *Archives of Disease in Childhood. Fetal and Neonatal Edition* 89:F29-32.
- Gitau R, Fisk NM, Teixeira JM, Cameron A, Glover V. 2001. Fetal hypothalamic-pituitary-adrenal stress response to invasive procedures are independent of maternal responses. *Journal of Clinical Endocrinological Metabolism* 86:104-109.
- Glaser R, Pearl DK, Kiecolt-Glaser JK, Malarkey WB. 1994. Plasma cortisol levels and reactivation of latent Epstein-Barr virus in response to examination stress. *Psychoneuroendocrinology* 19(8):765-72.
- Glaser R, Pearson GR, Bonneau RH. 1993. Stress and the memory T-cell response to the Epstein-Barr virus in healthy medical student. *Health Psychology* 12(6):435-442.

- Glaser R, Pearson GR, Jones JF. 1991. Stress-related activation of Epstein-Barr virus. *Brain, Behavior, and Immunity* 5:219-232.
- Glaser R, Pearson GR, Jones JF, Hillhouse J, Kennedy S, Hsioayin M. 1991. Stress related activation of Epstein-Barr virus. *Brain, Behavior, and Immunity* 5:219-232.
- Glaser R, Rice J, Sheridan J, Fertel R, Stout J, Speicher CE, Pinsky D, Kotur M, Post A, Beck M, Kiecolt Glaser JK. 1987. Stress-related immune suppression: health implications. *Brain, Behavior and Immunity* 1:7-20.
- Glei DA, Goldman N, Rodriguez G. 2003. Utilization of care during pregnancy in Rural Guatemala: does obstetrical need matter? *Social Science and Medicine* 57(12):2447-2463.
- Glynn LM, Schetter CD, Hobel CJ, Sandman CA. 2008. Pattern of perceived stress and anxiety in pregnancy predicts preterm birth. *The American Psychological Association* 27(1):43-51.
- Gold RB, Kenney AM. 1985. Paying for maternity care. *Family Planning Perspectives*. 17(3):103-111.
- Gold RB, Kenney AM, Singh S. 1987. Paying for maternity care in the United States. *Family Planning Perspectives*. 19(5):190-193.
- Hall CW. 1965. Samoa: America's Showcase of the South Seas. *Readers Digest*, November 1965.
- Hall CW. 1961. Samoa: America's Shame in the South Seas. *Readers Digest*. July 1961.
- Hawley N, Brown C, Nu'usolia O, Ah Ching J, Muasau-Howard B, McGarvey S. 2013. Barriers to adequate prenatal care utilization in American Samoa. *Maternal and Child Health Journal*.
- Hedegaard M, Henriksen TB, Sabroe S, Secher NJ. 1993. Psychological distress in pregnancy and preterm delivery. *BMJ* 307(6898):234-239.
- Henle W, Henle G. 1982. Epstein-barr virus and infectious mononucleosis. In Glaser G, Gottlieb-Stematsky T. (Eds.), *Human herpesvirus infections: Clinical aspects*. pp. 151-162. New York: Marcel Dekker.
- Herbert TB, Cohen S. 1993. Stress and immunity in humans: A meta-analytic review. *Psychosomatic Medicine* 55:364-379.
- Herdrick D. 2011. Personal communication. Head of American Samoa Historic Preservation Office.

- Hewitt PL, Flett GL, Mosher SW. 1992. The Perceived Stress Scale: factor structure and relation to depression symptoms in a psychiatric sample. *Journal of Psychopathology and Behavioral Assessment* Vol 14(3):247-257.
- Hobel C, Culhane J. 2003. Role of psychosocial and nutritional stress on poor pregnancy outcome. *The Journal of Nutrition Supplement* 1709S-1717S.
- Hobel CJ, Dunkel-Schetter C, Roesch SC, Castro LC, Arora CP. 1999. Maternal plasma corticotropin-releasing hormone associated with stress at 20 weeks' gestation in pregnancies ending in preterm delivery. *American Journal of Obstetrics Gynecology* 180:S257-S263.
- Hobel CJ, Dunkel-Schetter C, Roesch S. 1998. Maternal stress as a signal to the fetus. *Prenatal Neonate Medicine* 3:116-120.
- Hoffman S, Hatch MC. 2000. Depressive symptomatology during pregnancy: evidence for an association with decreased fetal growth in pregnancies of lower social class women. *Health Psychology* 19:535-543.
- Holl K, Surcel HM, Koskela P, Dillner J, Hallmans G, Wadell G, Kassila M, Olafsdottir GH, Pukkala E, Stattin P, Lehtinen M. 2008. Maternal Epstein-Barr virus and cytomegalovirus infections and risk of testicular cancer in the offspring: a nested case-control study. *Acta Pathologica et Microbiologica Scandinavica* 116(9):816-822.
- Hooper SB, Bocking AD, White SE, Fraher LJ, McDonald TJ, Han VKM. 1994. Catecholamines stimulate the synthesis and release of insulin-like growth factor binding protein-1 (IGFBP-1) by fetal sheep liver in vivo. *Endocrinology* 134:1104-1112.
- Howells M, Bender R, Dufour DL, Sespasara M, Ah Ching J, Mua'sau B, Time M, Sipili G. 2013. To love, honor and obey: the relationship between marital status and birth outcomes in American Samoa. *American Journal of Human Biology* 25(2): 260.
- Icart J, Didier J, Dalens M, Chabanon G, Boucays A. 1981. Prospective study of Epstein Barr virus (EBV) infection during pregnancy. *Biomedicine* 34(3):160-163.
- Ice GH, James GD. 2007. Conducting a field study of stress: general principles. In: Ice GH, James GD (Eds), *Measuring Stress in Humans*. New York: Cambridge University Press.
- James GD. 2007. Measuring physiological changes in the cardiovascular system: ambulatory blood pressure. In: *Measuring Stress in Humans: A Practical Guide for the Field*. Ed Ice GH, James GD. Cambridge University Press, Cambridge.
- Jobe AH, Newnham J, Willet K, Sly P, Ikegami M. 1998. Fetal versus maternal and gestational age effects of repetitive antenatal glucocorticoids. *Pediatrics* 102:1116-1125.

- Jones SA, Brooks AN, Challis JRG. 1989. Steroids modulate corticotropin-releasing hormone production in human fetal membranes and placenta. *Journal of Clinical Endocrinology and Metabolism* 68:825-830.
- Kalinka J, Laudanski T, Hanke W, Wasiela M. 2003. Do microbiological factors account for poor pregnancy outcome among unmarried pregnant women in Poland? *Fetal Diagnosis and Therapy* 18(5):345–352.
- Kalinka J, Szekeres-Bartho J. 2005. The impact of dydrogesterone supplementation on hormonal profile and progesterone-induced blocking factor concentration in women with threatened abortion. *American Journal of Reproductive Immunology* 53:166-171.
- Kayser M, Brauer S, Cordaux R, Casto A, Lao O, Zhivotovsky LA, Moysé-Faurie C, Rutledge RB, Schiefenhoewel W, Gil D, Lin AA, Underhill PA, Oefner PJ, Trent RJ, Stoneking M. 2006. Melanesian and Asian origins of Polynesians: mtDNA and Y chromosome gradients across the Pacific. *Molecular Biology and Evolution*. 23(11):2234-2244.
- Kennedy J. 2009. *The Tropical Frontier America's South Sea Colony. Micronesian Area Research Center University of Guam.*
- Kessner DM, Singer J, Kalk CW, Schlesinger ER. 1973. Infant death: an analysis by maternal risk and health care. In: *Contracts in health status. Vol I. Washington DC: Institute of Medicine, National Academy of Sciences.*
- Kiecolt-Glaser JK, Glaser R. 1988. Methodological issues in behavioral immunological research with human. *Brain, Behavior, and Immunity* 2:67-78.
- Kiecolt-Glaser JK, Fisher LD, Ogrocki P, Stout JC, Speicher CE, Glaser R. 1987a. Marital quality, marital disruption, and immune function. *Psychosomatic Medicine* 49:13–34.
- Kiecolt-Glaser JK, Glaser R, Shuttleworth EC, Dyer CS, Ogrocki P, Speicher CE. 1987. Chronic stress and immunity in family caregivers of Alzheimer's disease victims. *Psychosomatic Medicine* 49:523-535.
- King BR, Smith R, Nicholson RC. 2001. The regulation of human corticotrophin-releasing hormone gene expression in the placenta. *Peptides* 22:1941-1947.
- Kotelchuck M. 1994. An evaluation of the Kessner Adequacy of Prenatal care index and a proposed Adequacy of Prenatal care Utilization Index. *American Journal of Public Health* 84:1414-1420.
- Kozlowski J, Stearns SC. 1989. Hypotheses for the production of excess zygotes: Models of bet-hedging and selective abortion. *Evolution* 43(7): 1369-1377.

- Lehtinen M, Koskela P, Ogmundsdottir HM, Bloigu A, Dillner J, Gudnadottir M, Hakulinen T, Kjartansdottir A, Kvarnung M, Pukkala E, Tulinius H, Lehtinen T. 2003. Maternal herpes virus infections and risk of acute lymphoblastic leukemia in the offspring. *American Journal of Epidemiology* 158(3): 207-213.
- Leon DA. 1991. Influence of birth weight on differences in infant mortality by social class and legitimacy. *BMJ* 303:964-967.
- Leon DA. 1998. Fetal growth and adult disease. *European Journal of Clinical Nutrition* 52 (suppl): S72-82.
- Lohman TG, Roche AF, Martorell R. 1988. Anthropometric standardization reference manual. Champaign, IL. Human Kinetics.
- Lum JK, Cann RL. 2000. mtDNA lineage analyses: origins and migrations of Micronesians and Polynesians. *American Journal of Physical Anthropology* 113(2):151-68.
- Macpherson C, Macpherson L. 2009. The warm winds of change: globalization and contemporary Samoa. Auckland University Press.
- Mancuso RA, Dunkel Schetter C, Rini C, Roesch SC, Hobel CJ. 2004. Maternal prenatal anxiety and corticotropin releasing hormone associated with the timing of delivery. *Psychosomatic Medicine* 66:762-769.
- McCaw-Binns A, La Grenade J, Ashley D. 1995. Under-users of antenatal care: a comparison of non-attenders and late attenders for antenatal care, with early attenders. *Social Science and Medicine* 40(7):1003-1012.
- McDade TW. 2002. Status incongruity in Samoan youth: A biocultural analysis of culture change, stress, and immune function. *Medical Anthropology Quarterly* 16(2):123-150.
- McDade TW. 2001. Lifestyle incongruity, social integration, and immune function among Samoan adolescents. *Social Science and Medicine* 53: 1351-1362.
- McDade TW, Stallings JF, Angold A, Costello E, Bureson M. 2000a. Epstein-barr virus antibodies in whole blood spots: A minimally-invasive method for assessing and aspect of cell-mediated immunity. *Psychosomatic Medicine* 62:560-567.
- McDade TW, Stallings JF, Worthman C. 2000a. Culture change and stress in Western Samoan youth: methodological issues in the cross-cultural study of stress and immune function. *American Journal of Human Biology* 12:792-802.
- McDade TW, Williams S, Snodgrass J. 2007. What a drop can do: Dried blood spots as a minimally invasive method for integrating biomarkers into population into population-based research. *Demography* 44(4):899-925.

- Mikolajczyk RT, Zhang J, Betran AP, Souza JP, Mori R, Gulmezoglu AM, Merialdi M. 2011. A global reference for fetal-weight and birthweight percentiles. *Lancet*. 377(9780): 1855-61.
- Miller HC, Hassanein K. 1971. Diagnosis of impaired fetal growth in newborn infants. *Pediatrics* 48:511.
- Mimura C, Griffiths P. 2008. A Japanese version of the Perceived Stress Scale: cross-cultural translation and equivalence assessment. *BMC Psychiatry*. 8:85.
- Nakamura K, Sheps S, Arck PC. 2008. Stress and reproductive failure: Past notions, present insights and future directions. *Journal of Assisted Reproductive Genetics* 25:47-62.
- National Vital Statistics Report. 2012. Final data for 2010. 61(1).
- Neugebauer R, Kline J, Stein Z, ShROUT P, Warburton D, Susser M. 1996. Association of stressful life events with chromosomally normal spontaneous abortions. *American Journal of Epidemiology* 143: 588-596.
- Nelson DB, Grisso JA, Marshall MJ, Brensinger C, Shaw L, Datner E. 2003. Does stress influence early pregnancy loss? *Association of Education of Psychologists* 13(4): 224-229.
- Nepomnaschy PA. 2005. Stress and female reproduction in a rural Mayan population (Guatemala). (Dissertation, University of Michigan).
- Nepomnaschy PA, Welch KB, McConnell DS, Low BS, Strassmann BI, England BG. 2006. Cortisol levels and very early pregnancy loss in humans. *Proceedings of the National Academy of Sciences* 103:3938-3942.
- Nepomnaschy PA, Welch K, McConnell D, Strassmann BI, England BG. 2004. Stress and female reproductive function: A study of daily variations in cortisol, gonadotrophins, and gonadal steroids in rural mayan population. *American Journal of Human Biology* 16:523-532.
- Neugebauer R, Kline J, Stein Z, ShROUT P, Warburton D, Susser M. 1996. Association of stressful life events with chromosomally normal spontaneous abortions. *American Journal of Epidemiology* 143:588-596.
- Nold JL, Georgieff MK. 2004. Infants of diabetic mothers. *Pediatric Clinics of North America* 51:619.
- Nordentoft M, Lou HC, Hansen D, Nim J, Pryds O, Rubin P. 1996. Intrauterine growth retardation and premature delivery: The influence of maternal smoking and psychological factors. *American Journal Public Health* 86:347-354.
- Norris DO. 2007. *Vertebrate Endocrinology* (4th Edition). Elsevier, Amsterdam.

- Norwitz ER, Schust DJ, Fisher SJ. 2001. Implantation and the survival of early pregnancy. *New England Journal of Medicine* 345:1400-1408.
- Nuckolls KB, Cassel J, Kaplan BH. 1972. Psychosocial assets and assets, life assets, life crisis and the prognosis of pregnancy. *American Journal Epidemiology* 95:431-441.
- O'Hare T, Creed F. 1995. Life events and miscarriage. *British Journal of Psychology* 167:799-805.
- Orr ST, James SA, Prince CB. 2002. Maternal prenatal depressive symptoms and spontaneous preterm births among African American women in Baltimore, Maryland. *American Journal of Epidemiology* 156:797-802.
- Pbert L, Doerfler LA, DeCosimo D. 1992. An evaluation of the Perceived Stress Scale in two clinical populations. *Journal of Psychopathology and Behavioral Assessment* 14(4):363-375.
- Peacock N. 1991. An evolutionary perspective on the patterning of maternal investment in pregnancy. *Human Nature* 2(4):351-385.
- Petraglia F, Hatch MC, Lapinski R, Stomati M, Reis FM, Cobellis L, Berkowitz GS. 2001. Lack of effect of psychosocial stress on maternal corticotropin-releasing factor and catecholamine levels at 28 weeks gestation. *Journal of the Society for Gynecologic Investigation* 8:83-88.
- Pinto ML, Shetty PS. 1995. Influence of exercise-induced maternal stress on fetal outcome in wistar rats: Inter-generational effects. *British Journal of Nutrition* 73:645-653.
- Pollard TM, Ice GH. 2007. Measuring hormonal variation in the hypothalamic pituitary adrenal (HPA) axis: cortisol. In: *Measuring Stress in Humans: A Practical Guide for the Field*. Ed Ice GH, James GD. Cambridge University Press, Cambridge.
- Pruessner JC, Wolf OT, Hellhammer DH, Buske-Kirschbaum A, Von-Auer K, Jobst S. 1997. Free cortisol levels after awakening: A reliable biological marker for the assessment of adrenocortical activity. *Life Science* 61:2539-2549.
- Raatikainen K, Heiskanen N, Heinonen S. 2007. Under attending free antenatal care is associated with adverse pregnancy outcomes. *BMC Public Health* 7:268-276.
- Raatikainen K, Heiskanen N, Heinonen S. 2005. Marriage still protects pregnancy. *BJOG: An International Journal of Obstetrics & Gynaecology* 112: 1411-1416.
- Rice F, Jones I, Thapar A. 2007. The impact of gestational stress and prenatal growth on emotional problems in offspring: A review. *Acta Psychiatrica Scandinavica* 116:154-155.

- Rich-Edwards JW, Stampfer MJ, Manson JE, Rosner B, Hankinson SE, Colditz SE. 1997. Birth weight and risk of cardiovascular disease in a cohort of women followed up since 1976. *British Medical Journal* 315:396-400.
- Rini CK, Dunkel-Schetter C, Wadhwa PD, Sandman CA. 1999. Psychological adaptation and birth outcomes: The role of personal resources, stress, and sociocultural context of pregnancy. *Health Psychology* 18:333-345.
- Rondo PH, Ferreira RF, Nogueira D, Ribeiro MC, Lobert H, Artes R. 2003. Maternal psychological stress and distress as predictors of low birth weight, prematurity and intrauterine growth retardation. *European Journal Clinical Nutrition* 57:266-272.
- Rutter DR, Quine L. 1990. Inequality in pregnancy outcome: a review of psychosocial and behavioral mediators. *Social Science and Medicine* 30(5):553-568.
- Sandman CA, Wadhwa PD, Chicz-DeMet A, Dunkel-Schetter C, Porto M. 1997. Maternal stress, HPA activity, and fetal/infant outcome. *Annals of the New York Academy of Science*. 24(814):266-275.
- Sapolsky RM. 1998. *Why Zebras Don't Get Ulcers: An Updated Guide to Stress, Stress Related Disease and Coping*. New York: Henry Holt and Company.
- Seckl JR. 1997. Glucocorticoids, feto-placental 11 beta-hydroxysteroid dehydrogenase type 2, and the early life origins of adult disease. *Steroids* 62:89-94.
- Setchell JM, Lee PC, Wickings EJ, Dixon AF. 2002. Reproductive parameters and maternal investment in mandrills (*Mandrillus sphinx*). *International Journal of Primatology* 23(1):51-68.
- Shore B. 1982. *Sala'ilua: A Samoan mystery*. New York: Columbia University Press.
- Short PF. 1998. Gaps and transitions in health insurance: what are the concerns of women? *Journal of Women's Health* 7(6): 725-737.
- Siza JE. 2008. Risk factors associated with low birth weight of neonates among women attending a referral hospital in northern Tanzania. *Tanzania Journal of Health Research* 10(1):1-8.
- Skok A, Harvey D, Reddihough D. 2006. Perceived stress, perceived social support, and well-being among mothers of school-aged children with cerebral palsy. *Journal of Intellectual and Developmental Disability* 31(1): 53-57.
- Sorensen MV, Snodgrass JJ, Leonard WR, McDade TW, Tarskaya LA, Ivanov KI, Krivoshapki VG, Alekseev VP. 2009. Lifestyle incongruity, stress and immune function in indigenous Siberians: the health impacts of rapid social and economic change. *American Journal of Physical Anthropology* 138: 62-69.

- Stjernquist M, Owman C. 1990. Adrenoceptors mediating contraction in the human uterine artery. *Human Reproduction* 11:388-392.
- Sugiura-Ogasawara M, Furukawa TA, Nakano Y, Hori S, Aoki K, Kitamura T. 2002. Depression as a potential causal factor in subsequent miscarriage in recurrent spontaneous aborters. *Human Reproduction* 17:2580-2584.
- Tedeschi R, Bloigu A, Ogmundsdottir HM, Marus A, Dillner J, Depaoli P, Gudnadottier M, Koskela P, Pukkala E, Lehtinen T, Lehtinen M. 2007. Activation of maternal Epstein-Barr virus infection and risk of acute leukemia in the offspring. *American Journal of Epidemiology* 165(2):134-137.
- Tisdell C. 2002. Globalization, development and poverty in the Pacific islands: the situation of the least developed nations. *International Journal of Social Economics* 29(12):902-922.
- United States Department of Labor. 2013. Wage and Hour Division: wage rates in American Samoa. <http://www.dol.gov/whd/minwage/americanSamoa/ASminwage.htm>. Accessed September 19, 2013.
- US Department of Health and Human Services. 2000. Healthy People 2010. Maternal, Infant, and Child Health. Chapter 16. Vol. II, 2nd ed. <http://www.healthypeople.gov/document/html/volume2/16mich.htm>
- US Public Health Service. 1989. Caring for our future: the content of prenatal care. US Public Health Service, Department of Health and Human Services, Washington, DC.
- Vitzthum VJ, Thornburg J, Spielvogal H. 2009. Seasonal modulation of reproductive effort during early pregnancy in humans. *American Journal of Human Biology* 21(4): 548-558.
- Vitzthum VJ. 2001. Why not so great is still good enough: Flexible responsiveness in human reproductive functioning. In Ellison PT (Ed.), *Reproductive ecology and human evolution*. pp. 197-202. Hawthorne, NY: Aldine de Gruyter.
- Wadhwa PD, Garite TJ, Porto M, Glynn L, Chicz-DeMet A, Dunkel-Schetter C, Sandman CA. 2004. Placental corticotropin-releasing hormone (CRH), spontaneous preterm birth and fetal growth restriction: a prospective investigation. *American Journal of Obstetrics and Gynecology* 191:1063-1069.
- Wadhwa PD, Sandman CA, Garite TJ. 2001. The neurobiology of stress in human pregnancy: implications for prematurity and development of the fetal central nervous system. *Progress in Brain Research* 133:131-142.
- Wadhwa PD, Dunkel-Schetter C, Porto M, Chicz-DeMet A, Sandman CA. 1997. Psychobiological processes and prenatal stress in human pregnancy. *Annals of Behavioral Medicine* 19:S039.

- Wadhwa PD, Sandman CA, Porto M, Dunkel-Schetter C, Garite TJ. 1993. The association between prenatal stress and infant birth weight and gestational age at birth: A prospective investigation. *American Journal of Obstetrics and Gynecology* 169:858-865.
- Wasser SR, Barash DP. 1983. Reproductive suppression among female mammals: Implications for biomedicine and sexual selection theory. *Quarterly Review of Biology* 513-537.
- Wasser SK, Norton GW, Kleindorfer S, Rhine RJ. 2004. Population trends alters the effects of maternal dominance rank on lifetime reproductive success in yellow baboons (*Papio cynocephalus*). *Behavioral Ecology and Sociobiology* 56(4):338-345.
- Wasser SK, Starling AK. 1988. Proximate and ultimate causes of reproductive suppression among female yellow baboons at Mikumi National Park, Tanzania. *American Journal of Primatology* 16:97-121.
- Weber AM, Meyn L. 2002. Episiotomy use in the United States, 1979-1997. *Obstetrics and Gynecology* 100(6):1177.
- Weitzman ED, Fukushima D, Nogeire C, Roffwarg H, Gallagher TF, Hellman L. 1971. Twenty-four hour pattern of the episodic secretion of cortisol in normal subjects. *Journal Clinical Endocrinological Metabolism* 33:14-22.
- Whitehead M, Drever F. 1999. Narrowing social inequalities in health? Analysis of trends in mortality among babies of lone mothers. *BMJ* 318:908.
- Wilcox AJ, Weinberg CR, O'Connor JF, Baird DD, Schlatterer JP, Canfield RR. 1988. Incidence of early loss of pregnancy. *New England Journal of Medicine* 319:189-194.
- Woods RG, Goesling B, Avellar S. 2007. The effects of marriage on health. ASPE Research Brief Office of Human Services Policy-U.S. Department of Health and Human Services. <http://aspe.hhs.gov/hsp/07/marriageonhealth/rb.pdf>
- World Health Organization. 1995. Physical status: The use and interpretation of anthropometry. Technical Report Series 854. Geneva: World Health Organization.

Appendix A Adequacy of prenatal care utilization: adequacy of initiation of prenatal care, adequacy of received services and summary of adequacy of prenatal care utilization index

<i>Adequacy of Initiation of Prenatal Care</i>	
Adequacy of Initiation	Month Care Initiated
Adequacy Plus	1-2
Adequate	3-4
Intermediate	5-6
Inadequate	7-9 (or no PNC)

<i>Adequacy of Received Services</i>	
Adequacy of Received Services	Expected Visits (%)
Adequacy Plus	$\geq 110\%$
Adequate	80% -109%
Intermediate	50-79%
Inadequate	$< 50\%$

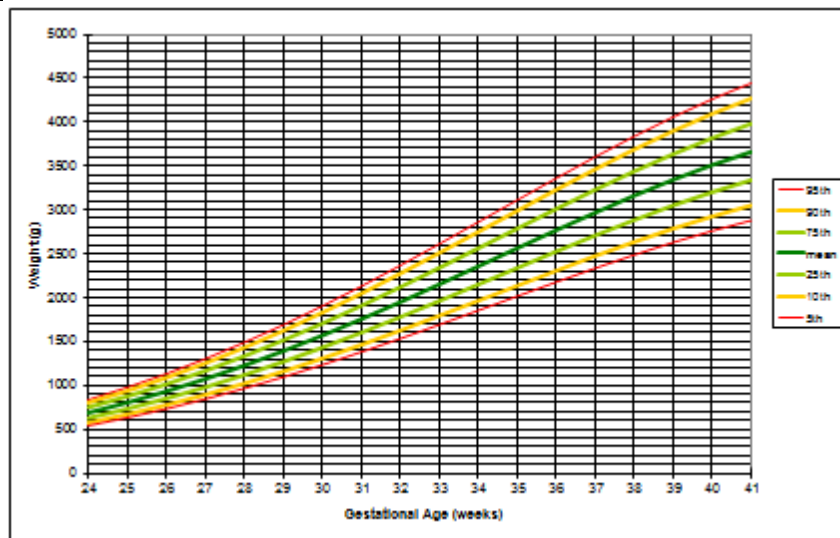
<i>Summary Adequacy of Prenatal Care Utilization (APNCU)</i>			
Month PNC Initiated	Adequacy of Received Services	Adequacy of PNC Utilization (APNCU)	Classification of Adequacy For Samoan Women
< 4th month	$\geq 110\%$	Adequacy Plus	Adequate
< 4th month	80% -109%	Adequate	Adequate
< 4th month	50-79%	Intermediate	Adequate
> 4th month	$< 50\%$	Inadequate	Inadequate

Appendix B Neonate weight percentiles for American Samoan births

Mean birth weight at 40 weeks = 3510.9g

Standard deviation of birth weight expressed as a percentage of mean birth weight = 13.72%

Weight percentiles for the local population											
Gestational age	Percentile										
	99th	97th	95th	90th	75th	Mean	25th	10th	5th	3rd	1st
24	896	856	835	802	748	688	627	573	541	520	480
25	1046	999	975	937	873	803	733	669	631	607	560
26	1212	1159	1130	1086	1013	931	849	776	732	703	649
27	1396	1334	1301	1250	1166	1072	978	893	843	810	748
28	1596	1525	1487	1429	1333	1225	1118	1021	963	926	855
29	1811	1731	1688	1622	1513	1391	1269	1159	1093	1051	970
30	2041	1950	1902	1828	1705	1567	1430	1306	1232	1184	1093
31	2284	2183	2129	2046	1908	1754	1600	1462	1379	1325	1224
32	2538	2425	2366	2274	2120	1949	1778	1624	1532	1473	1360
33	2801	2676	2610	2509	2339	2150	1962	1792	1691	1625	1500
34	3068	2932	2860	2748	2562	2356	2149	1964	1852	1780	1644
35	3338	3189	3111	2990	2788	2563	2338	2136	2015	1936	1788
36	3605	3445	3360	3230	3011	2768	2526	2307	2177	2092	1931
37	3867	3695	3604	3464	3230	2969	2709	2475	2334	2243	2071
38	4118	3935	3838	3689	3439	3162	2885	2635	2486	2389	2206
39	4355	4161	4059	3901	3637	3344	3051	2787	2629	2526	2333
40	4573	4369	4262	4096	3819	3511	3203	2926	2761	2653	2450
41	4768	4556	4443	4271	3982	3661	3340	3051	2878	2766	2554



The standard deviation of birth weight is derived from the 2004-2008 WHO Global Survey on Maternal and Perinatal Health. This excel calculation requires the mean birth weight of infants born at 40 weeks (40 weeks+0 days to 40 weeks+6 days) with no risk of having small for gestational age infants.

Appendix C ANCOVA results for married and unmarried women controlling for maternal age and number of previous deliveries

	Adjusted r^2	Corrected Model F(p)	Marital Status F(p)	Maternal Age F(p)	Number of Previous Deliveries F(p)
Maternal weight at delivery	0.04	13.48 (<0.001)	7.59 (0.006)	19.32 (<0.001)	2.10 (0.148)
Gestation period days	0.008	3.721 (0.011)	4.62 (0.032)	2.28 (0.131)	4.44 (0.035)
APGAR at 1st minute	0.007	3.32 (0.019)	6.02 (0.014)	2.23 (0.135)	2.32 (0.128)
APGAR at 5th minute	0.004	2.25 (0.081)	4.95 (0.026)	2.84 (0.092)	0.38 (0.538)
Number of prenatal care appointments	0.092	35.69 (<0.001)	64.98 (<0.001)	19.47 (<0.001)	52.46 (<0.001)
Gestational Age 1st visit days	0.066	23.90 (<0.001)	49.41 (<0.001)	8.37 (0.004)	31.439 (<0.001)
Total medical interventions (birth)	0.011	4.79 (0.003)	1.34 (0.248)	0.02 (0.876)	9.54 (0.002)

*Appendix D Status Congruence****Western Experience***

1.) Have you traveled overseas to any of the following places (circle your reply)?

New Zealand	Yes	No
Hawai'i	Yes	No
Mainland USA	Yes	No

2.) Are any of your siblings overseas in (circle your reply)?

Western Samoa	Yes	No
New Zealand	Yes	No
Hawai'i	Yes	No
Mainland USA	Yes	No

3.) Do you watch television? Never Once a Week Everyday

4.) Do you have friends who are *palagi* (white/European) Yes No

5.) Do you own a cell phone? Yes No

Matai Status

6.) Does anyone in your household have *Matai* status?

Appendix E Monthly stress questionnaire

Bi-Monthly Personal Interview

Name: _____ Date: _____

- 1.) Has your 'āiga hosted a *fa'alavelave* in the past 3 weeks? **Yes No**
- 2.) How much money did your household contribute to the *fa'alavelave*?
- 3.) How worried have you been about money over the past three weeks (circle one)?
[I=Least Worried, 5=Most Worried]
1 2 3 4 5
- 4.) Have you had any financial problems in the last three weeks? **Yes No**
- 5.) How worried about these financial problems are you? [I=Not worried, 5=Very Worried]
1 2 3 4 5
- 6.) Have you had any unexpected expenses in the last three weeks?
Yes No
- How easy was it for you to take care of this unexpected expense? [I=Easy, 5=Hard]
1 2 3 4 5
- 7.) How worried about work have you been in the last three weeks (circle one)?
[I=Least Worried, 5=Most Worried]
1 2 3 4 5 Not Employed
- 8.) Has anyone in your household been sick or hurt over the last three weeks (circle one)?
Yes No
- 9.) How worried have you been about their sickness / injury (circle one)?
[I=Not worried, 5=Very Worried]
1 2 3 4 5 No One Sick/Hurt
- 10.) How would you describe your health over the past two weeks? [I=Excellent, 5=Very Sick]
1 2 3 4 5
- 11.) How has your relationship with your parents been over the last 3 weeks (circle one)?
[I=Excellent, 5=Very Bad]
1 2 3 4 5
- 12.) How has your relationship with your husband/ boyfriend been over the last 3 weeks one)?
[I=Excellent, 5=Very Bad]
1 2 3 4 5 No Husband/Boyfriend

Appendix F Perceived Stress Scale

Participants were asked to rate the following questions as never, almost never, sometimes, fairly often, very often. Items 4, 5, 6, 7, 9, 10 and 13 were reverse keyed.

1. In the last month, how often have you been upset because of something that happened unexpectedly?
2. In the last month, how often have you felt that you were unable to control the important things in your life?
3. In the last month, how often have you felt nervous and “stressed”?
4. In the last month, how often have you dealt successfully with day to day problems and annoyances?
5. In the last month, how often have you felt that you were effectively coping with important changes that were occurring in your life?
6. In the last month, how often have you felt confident about your ability to handle your personal problems?
7. In the last month, how often have you felt that things were going your way?
8. In the last month, how often have you found that you could not cope with all the things that you had to do?
9. In the last month, how often have you been able to control irritations in your life?
10. In the last month, how often have you felt that you were on top of things?
11. In the last month, how often have you been angered because of things that happened that were outside of your control?
12. In the last month, how often have you found yourself thinking about things that you have to accomplish?
13. In the last month, how often have you been able to control the way you spend your time?
14. In the last month, how often have you felt difficulties were piling up so high that you could not overcome them?