


# Balancing Bananas : Collection Assessment of Patron-Driven Acquisitions



**Charleston Conference™**

ISSUES IN BOOK AND SERIAL ACQUISITION

**November 4 - 7, 2015**



**WHERE DO WE GO FROM HERE**

# Balancing Bananas : Collection Assessment of Patron-Driven Acquisitions

Co-Presenter

Gabby Wiersma

Head of Collection

Development

University of Colorado

Boulder

[gwiersma@colorado.edu](mailto:gwiersma@colorado.edu)

Co- Presenter

Rhonda Glazier

Director of Collections

Management

University of Colorado

Colorado Springs

[rglazier@uccs.edu](mailto:rglazier@uccs.edu)

Co-Author

Denise Pan

Associate Director for

Technical Services

Auraria Library (University

of Colorado Denver)

[denise.pan@ucdenver.edu](mailto:denise.pan@ucdenver.edu)

Co-Author

Stephanie Spratt

Electronic Resources

and Serials Librarian

University of Colorado

Colorado Springs

[sspratt@uccs.edu](mailto:sspratt@uccs.edu)

# Overview

---

- Colorado Context
- Defining Assessment Questions
- Analysis
- Conclusions
- Where do we go from here?

# About the University of Colorado (CU)

---

- 5 Libraries, 4 campuses, 3 cities: Boulder, Denver, Colorado Springs
- Materials Budgets from \$1.3M to \$10.8M
- FTE from 8,675 to 33,885



University of Colorado

Boulder | Colorado Springs | Denver | Anschutz Medical Campus

# Patron-Driven Acquisition at CU

---

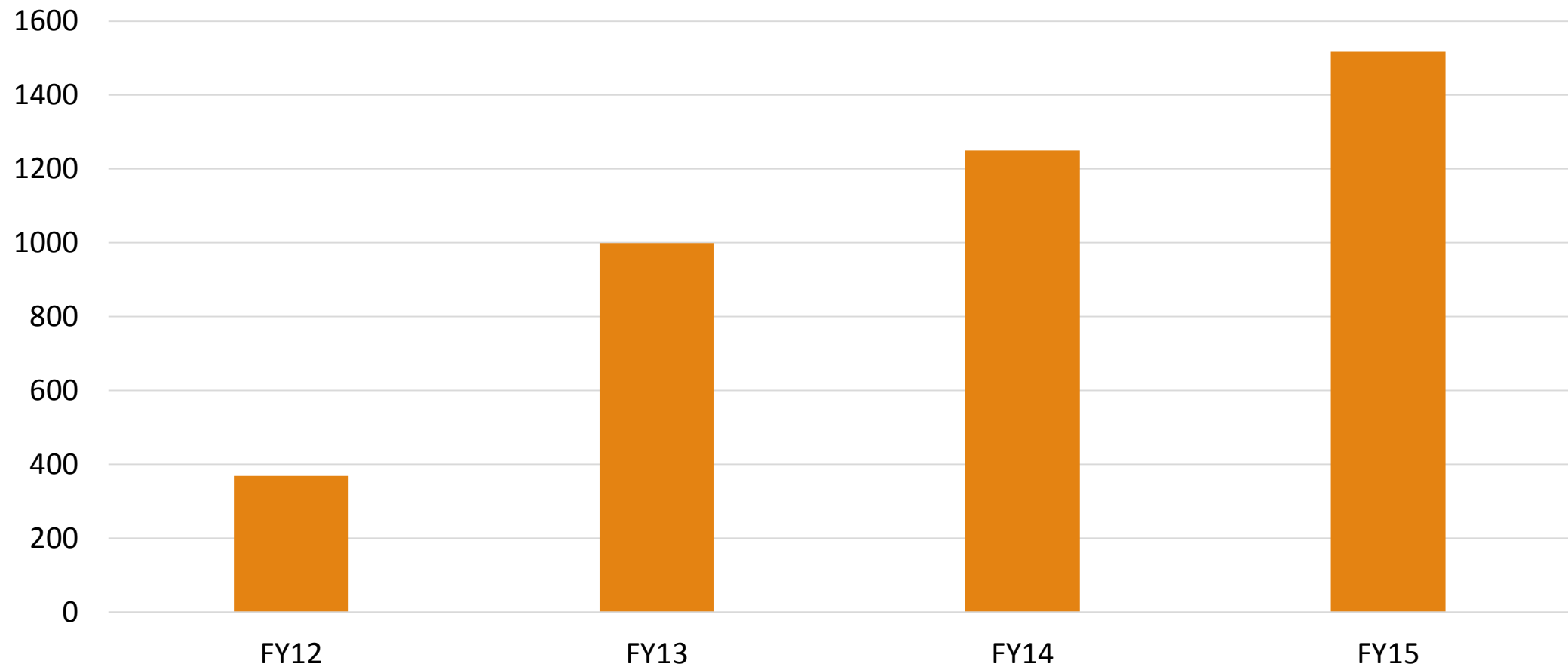
- 1999-2005 PDA with Colorado Alliance of Research Libraries and netLibrary
- The “banana book incident”
- 2009-2010 PDA Pilot with MyiLibrary platform
- 2010-present PDA integrated into approval plan with Coutts and MyiLibrary
- Share pool of discovery records with all CU libraries
  - Any library can trigger a purchase
  - Shared access to all purchased content

# How has PDA impacted collection building at each library in the CU System?

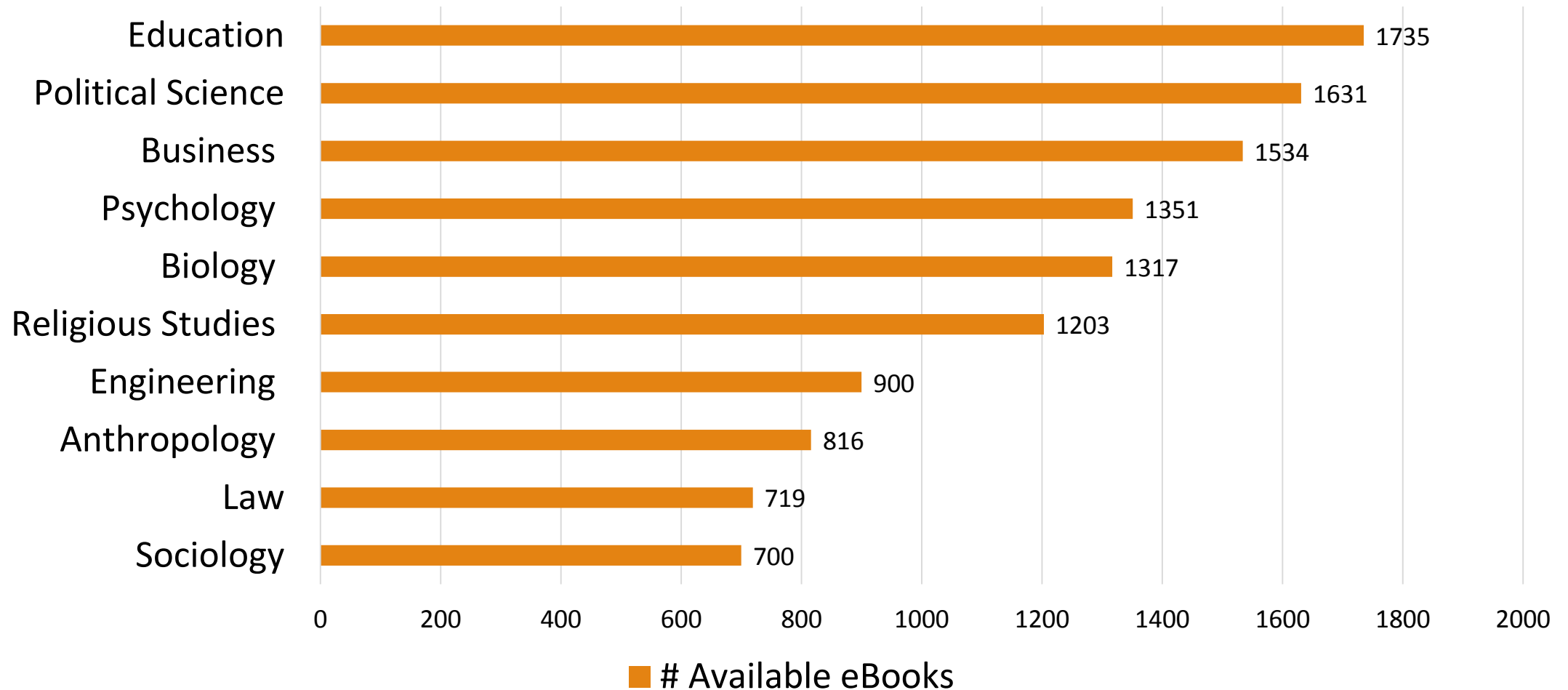
---

- Which subjects are loading the most records and triggering the most purchases?
  - Which library is triggering those purchases?
- How does the PDA eBook program impact the print book collection?
  - Collection size, growth, and usage
- Are we building collections that support the teaching and research needs of our campuses given existing resources?

# MyiLibrary PDA Summary Data: # of Purchased eBooks FY12-15

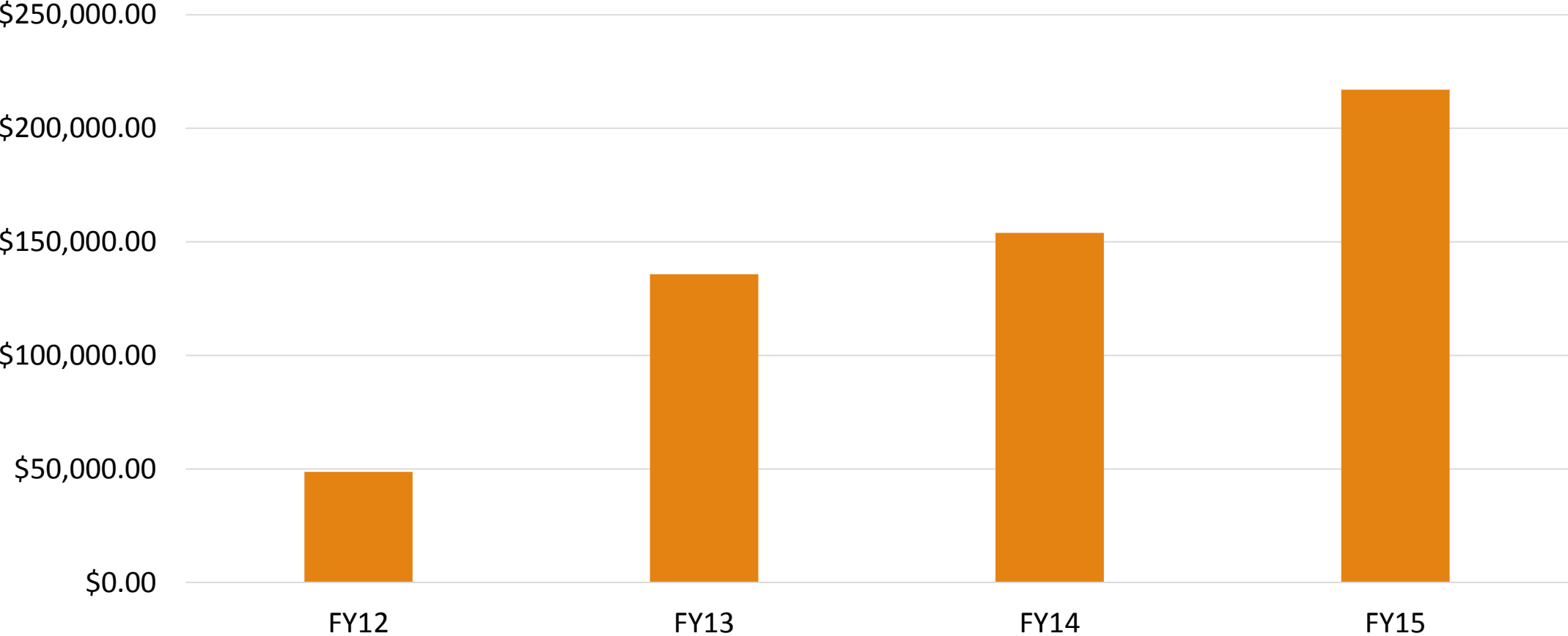


# Which subjects have the most records?

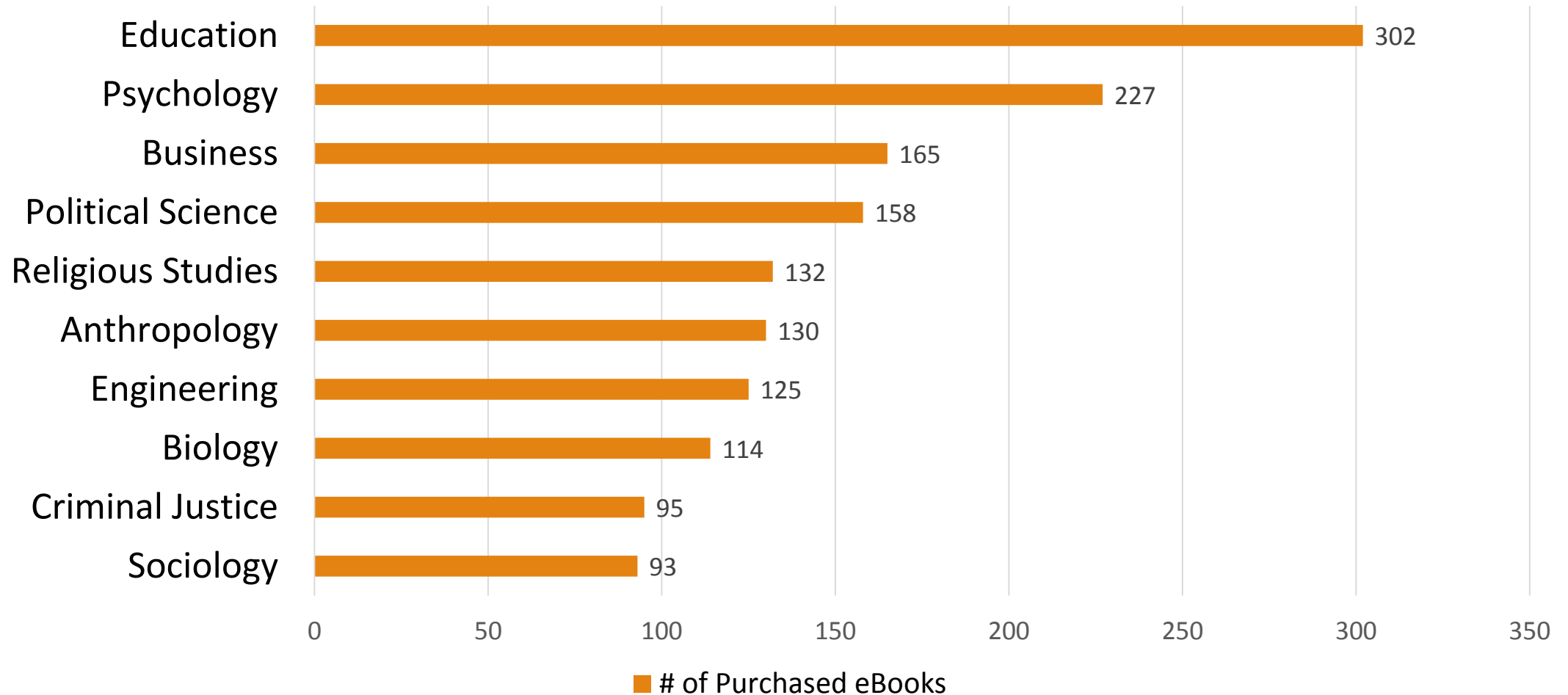




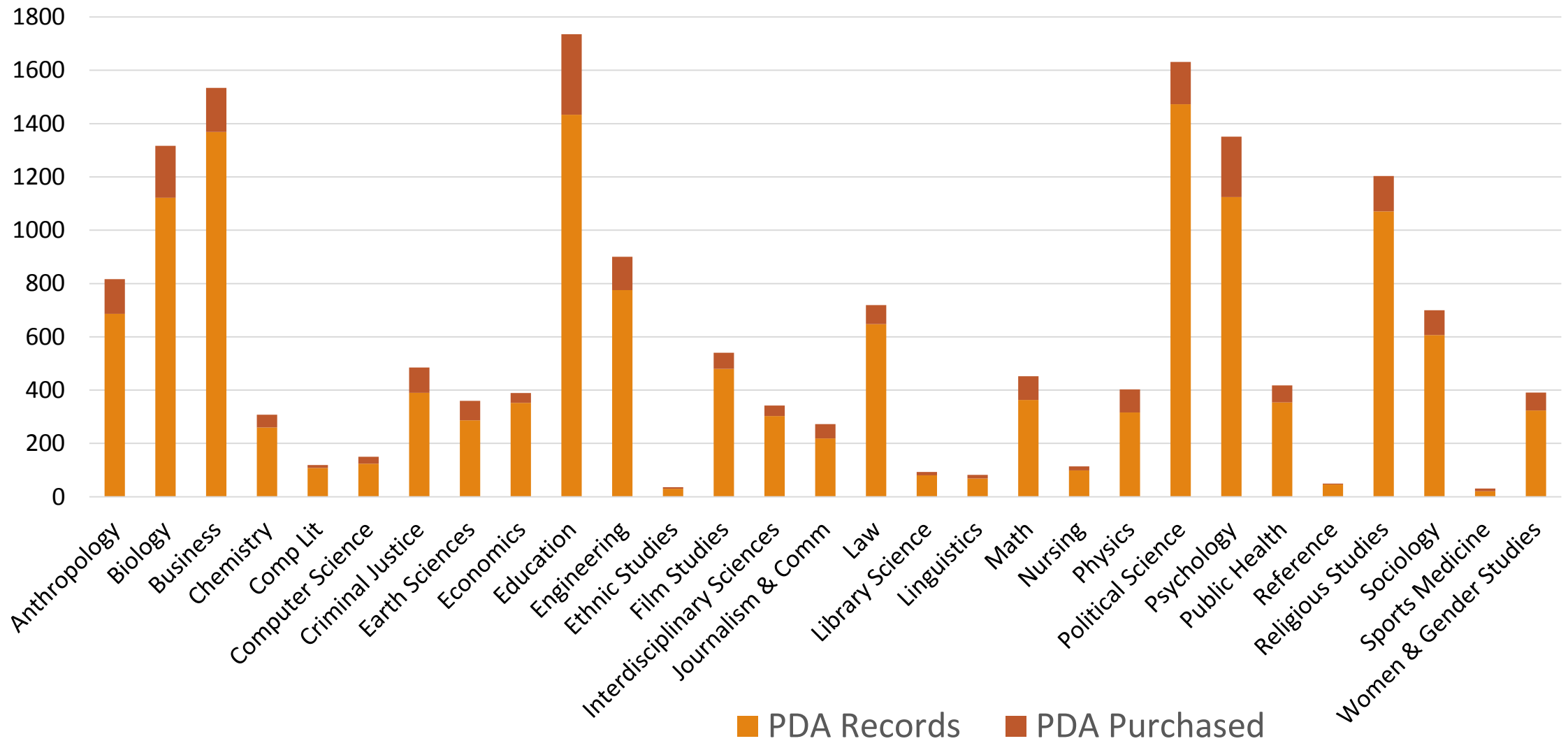
# MyiLibrary PDA Summary Data: Expenditures FY12-15



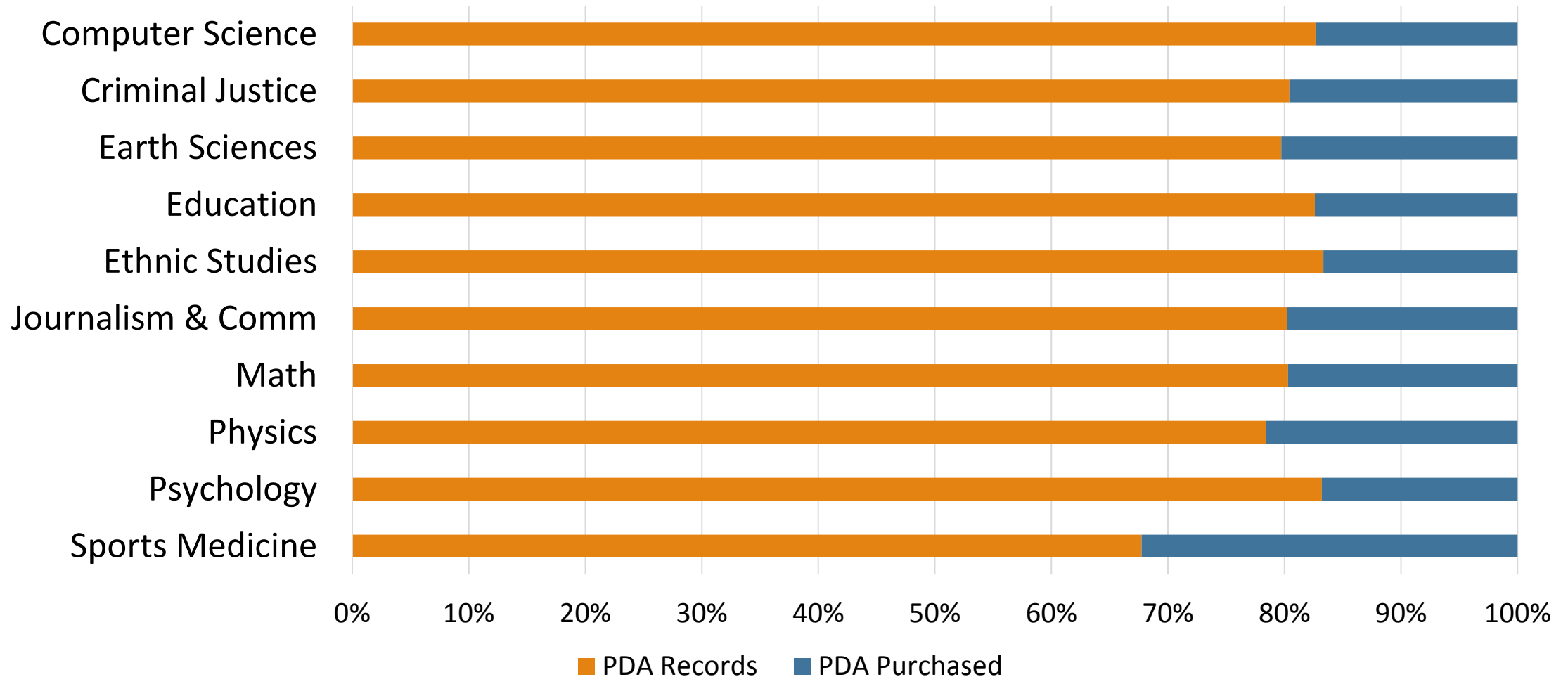
# Which subjects have triggered the most purchases?



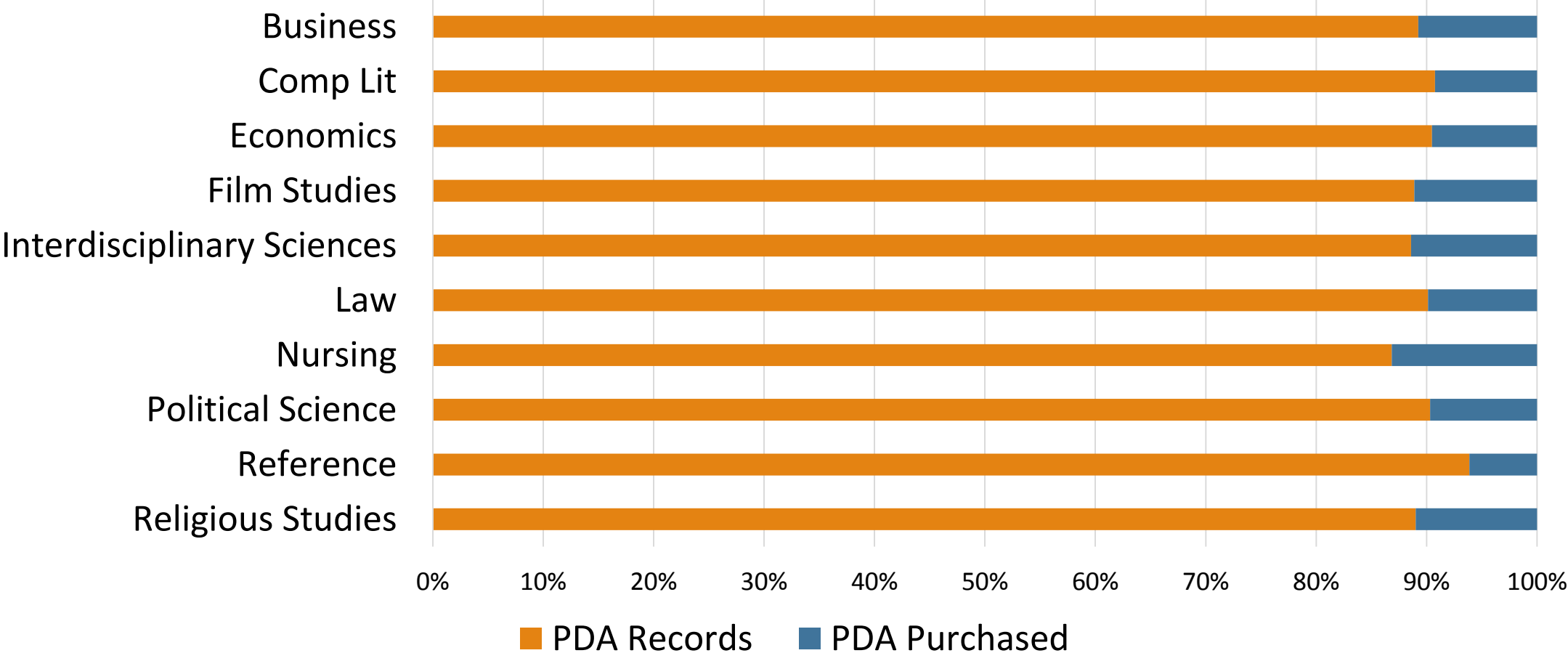
# Are all subjects purchasing PDA at the same rate?



# Top 10 Subjects with Highest PDA Purchase Rate

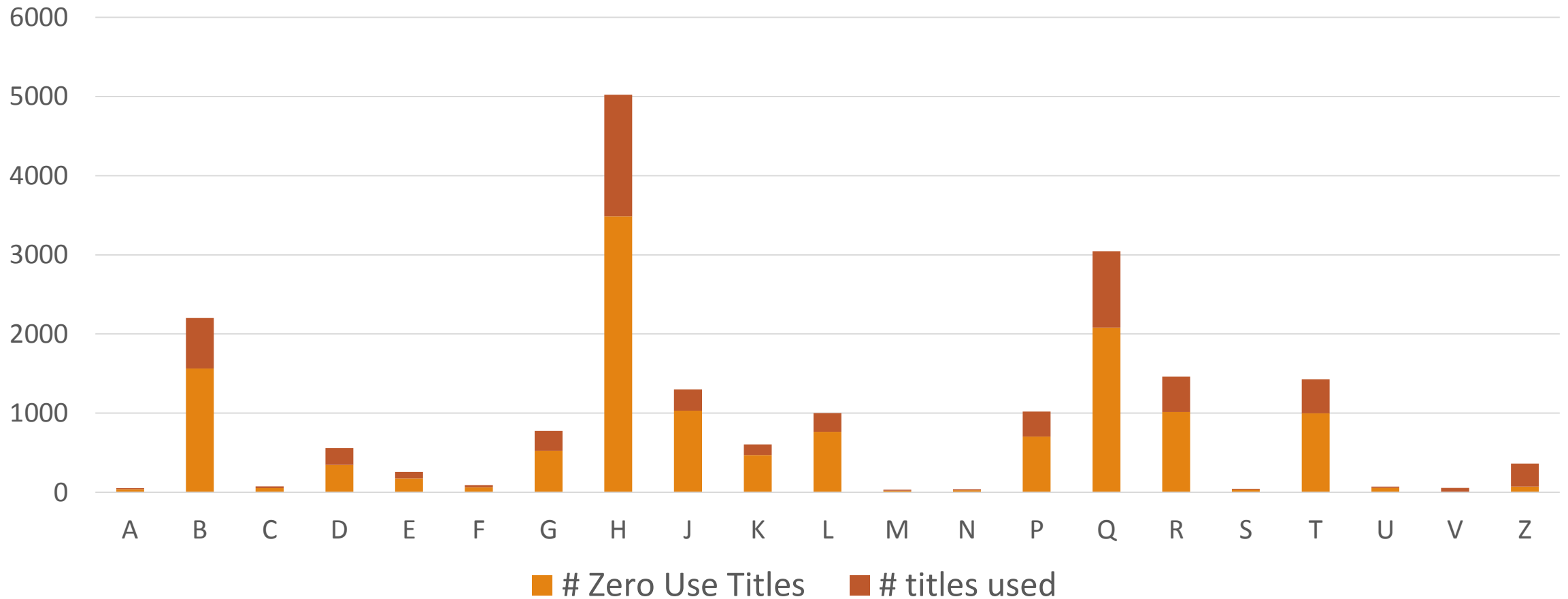


# Bottom 10 Subjects with Lowest PDA Purchase Rate

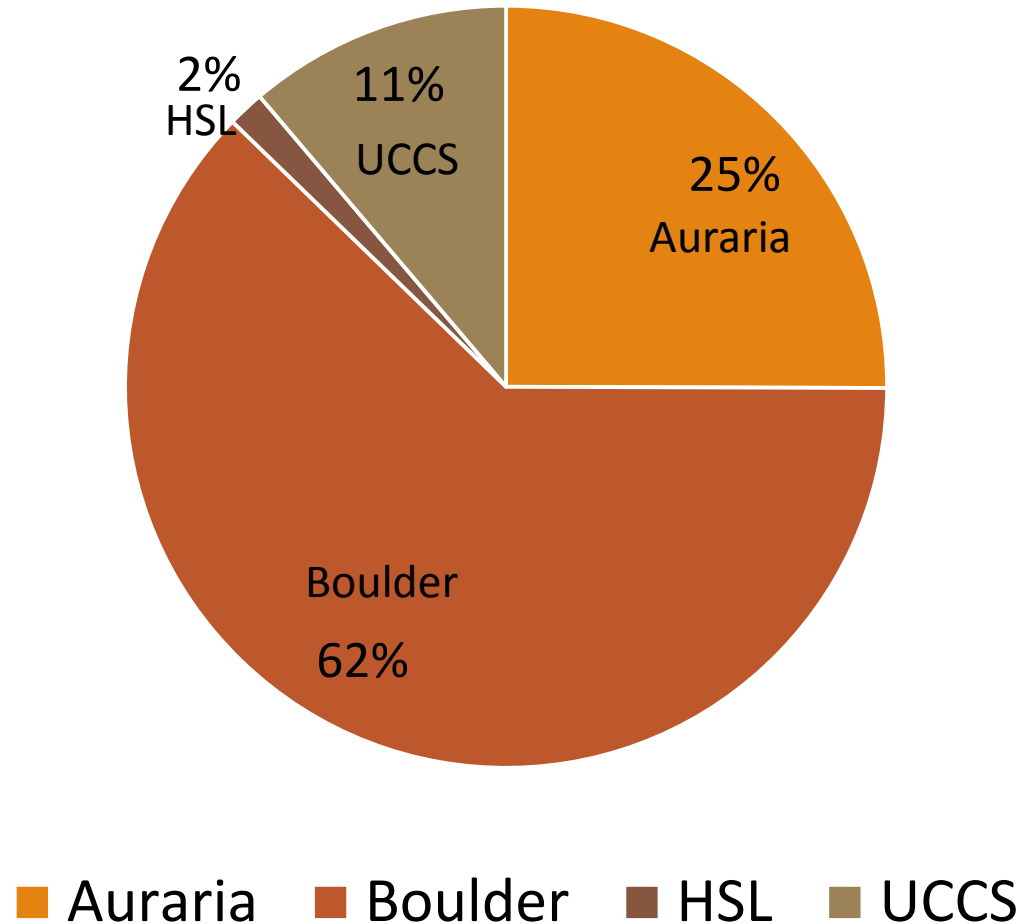


# Which subjects get the most usage? Zero usage?

Titles by LC - All Libraries

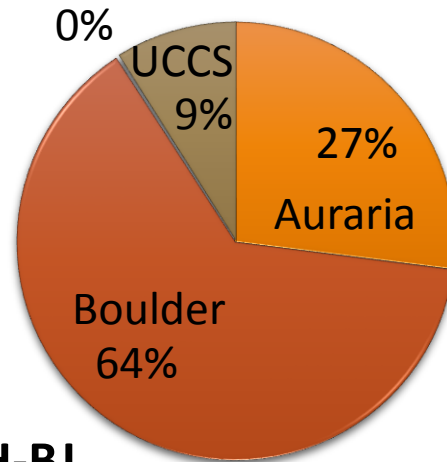


# Which libraries have triggered the most purchases?

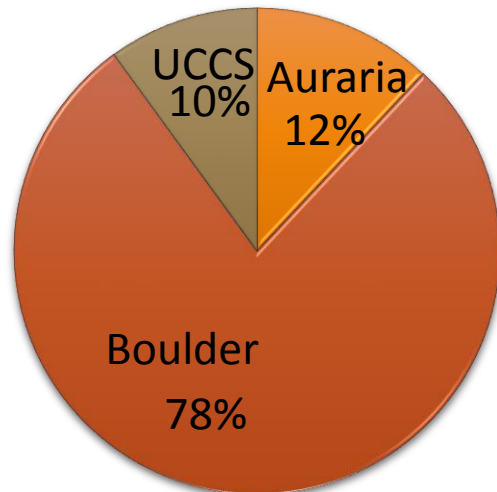


# Which libraries have triggered the most purchases?

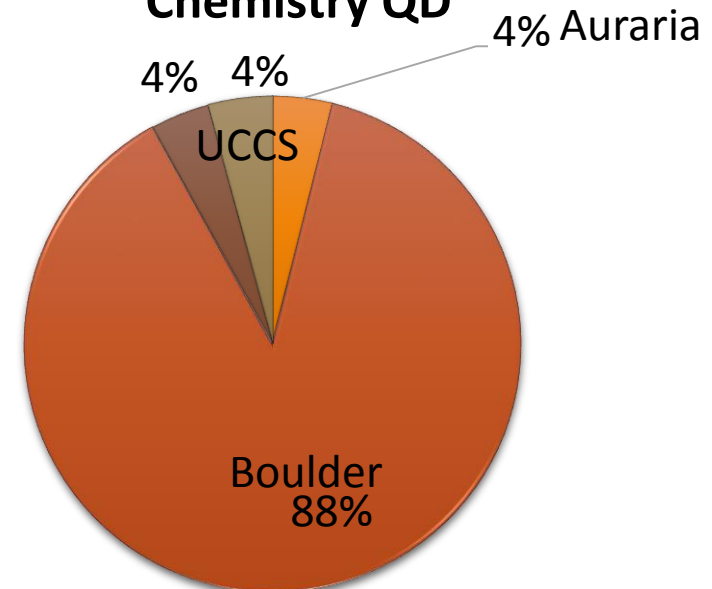
## Political Science HX, J



## Philosophy B-BD, BH-BJ



## Chemistry QD



- Auraria
- Boulder
- HSL
- UCCS

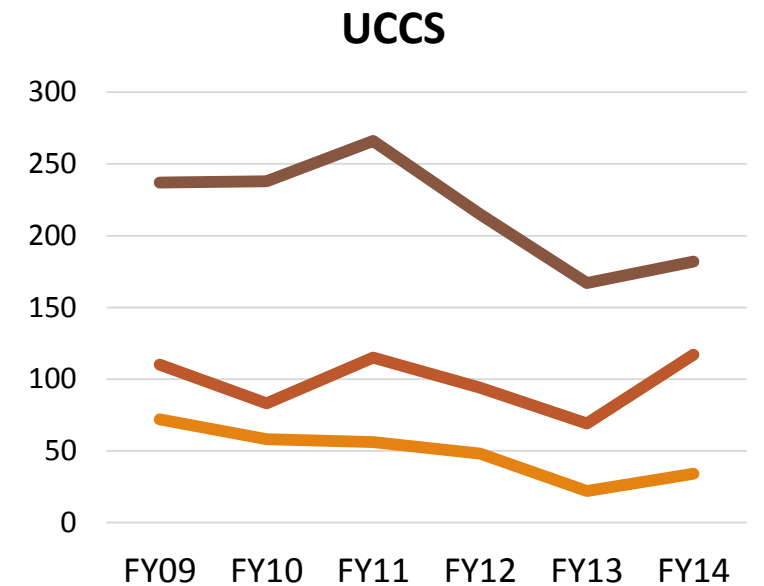
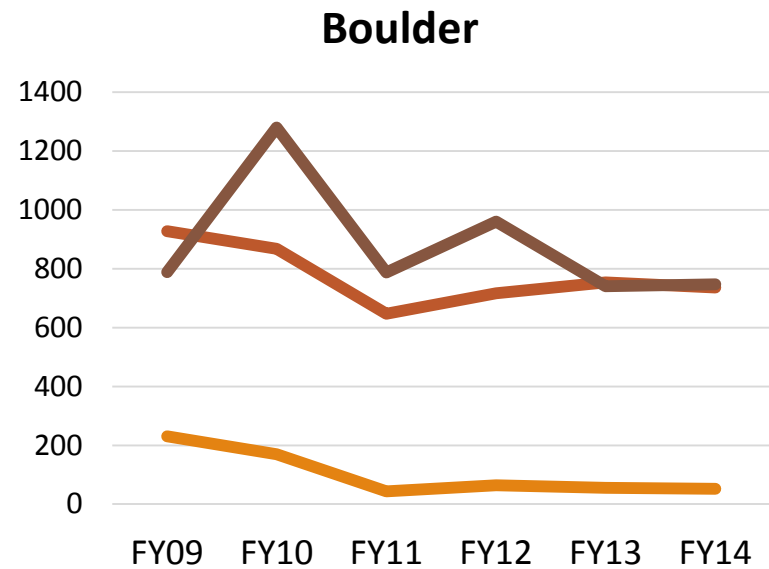
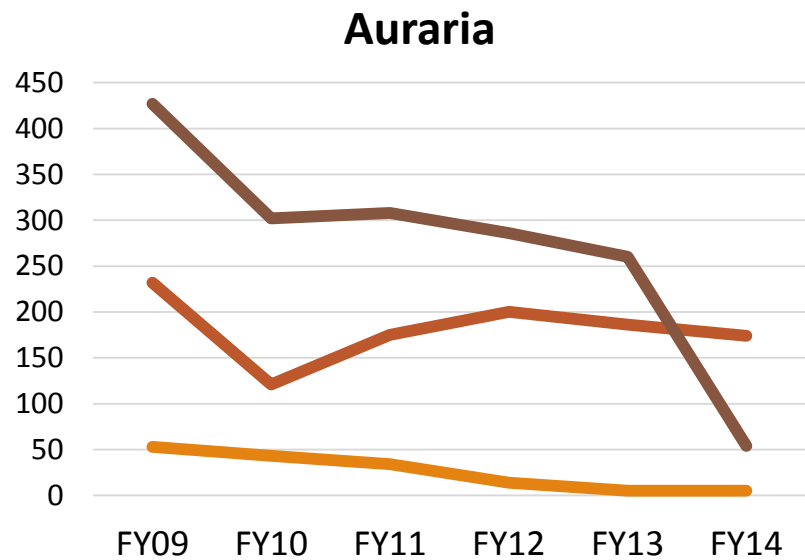


# How does a library analyze the impact of a PDA program on the print book collection?

---

- Are we buying roughly the same number of books in each subject area as we were before PDA?
- If we are buying more eBooks, does that mean we are purchasing fewer print books?
- If we are buying fewer print books are we buying more eBooks?
- Or has the overall number of books/rate of growth remained the same despite the introduction of eBooks as a format?

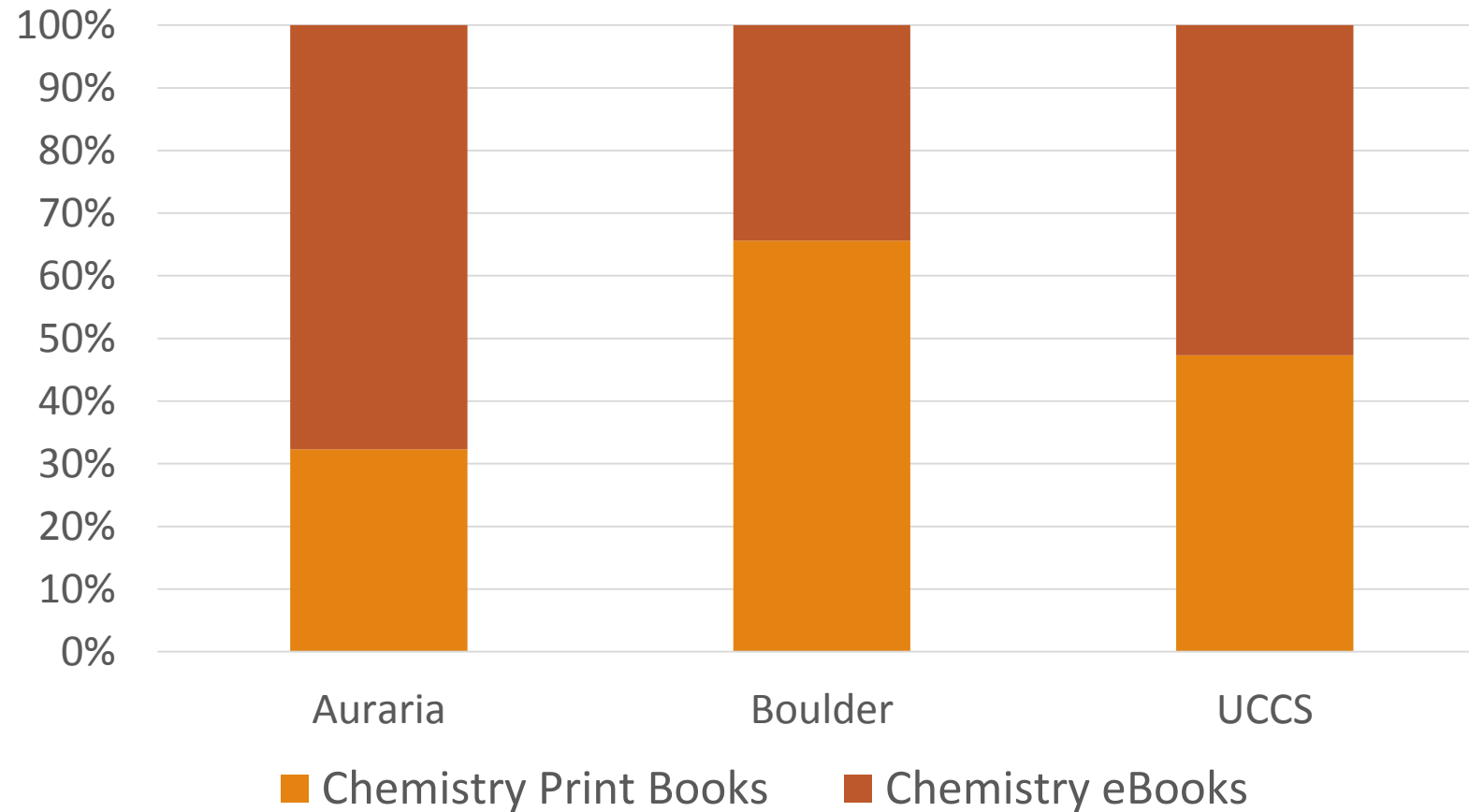
# Print Purchasing Trends: Chemistry, Philosophy, and Political Science



- Chemistry
- Philosophy
- Political Science

# What is the ratio of print to MyiLibrary eBooks being purchased in Chemistry?

---



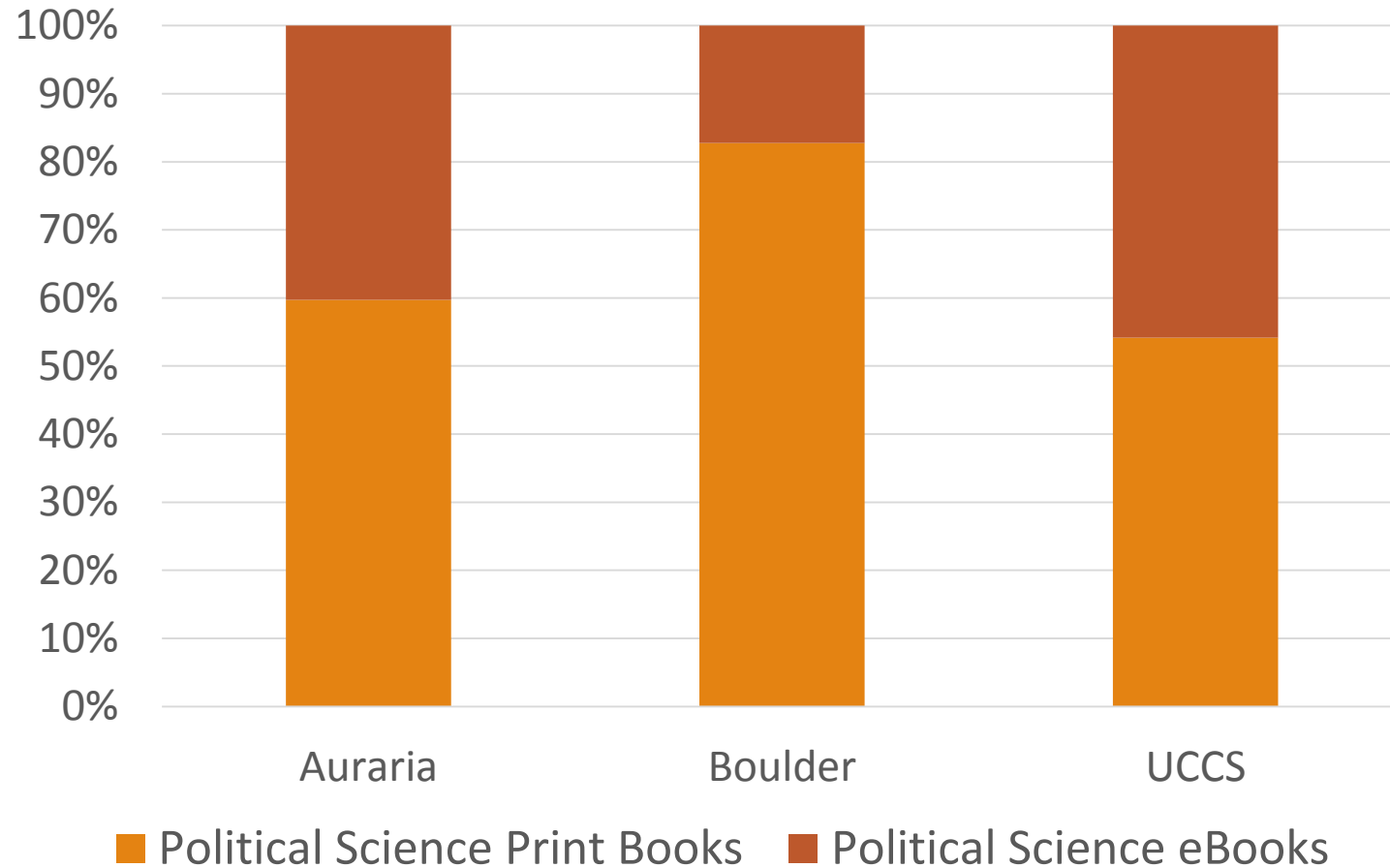
# What is the ratio of print to MyiLibrary eBooks being purchased in Philosophy?

---



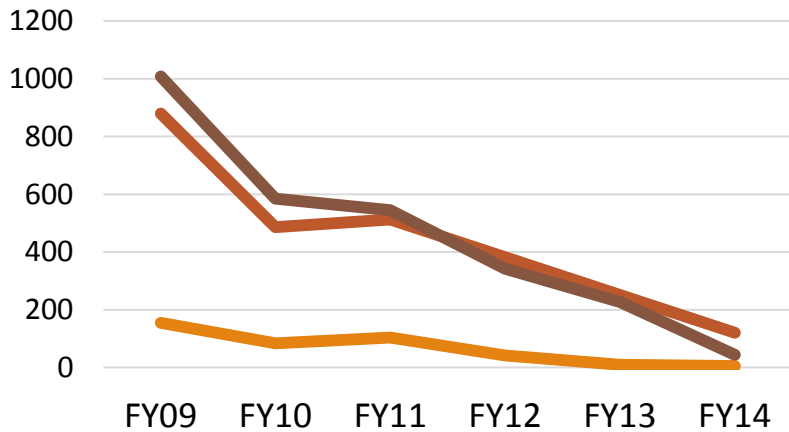
# What is the ratio of print to MyiLibrary eBooks being purchased in Political Science?

---

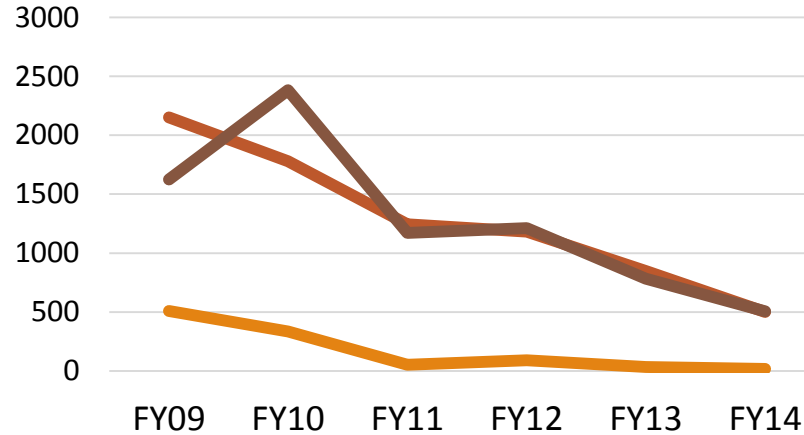


# Print Circulation Trends

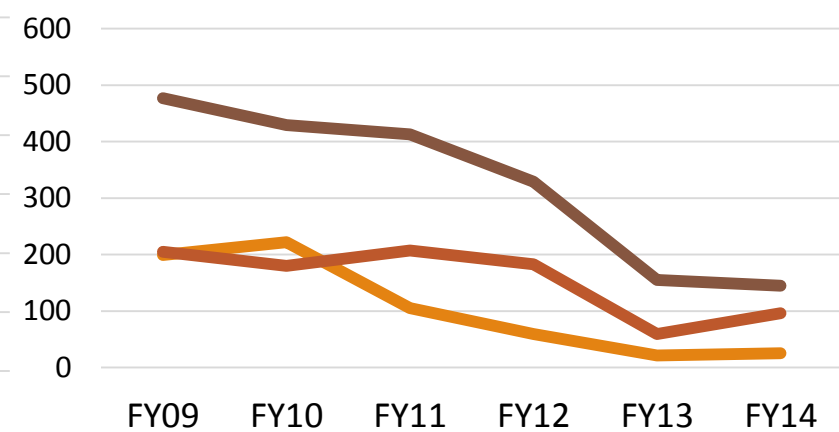
## Auraria



## Boulder



## UCCS



-  **Chemistry**
-  **Philosophy**
-  **Political Science**

# How are the Print Books Used?

---

<b>Print Turnover Rate</b>	<b>Chemistry</b>	<b>Philosophy</b>	<b>Political Science</b>
Auraria	2.6	2.4	1.7
Boulder	1.7	1.7	1.4
UCCS	2.2	1.6	1.5

**Turnover Rate = Number of circulations divided by the number of titles available**

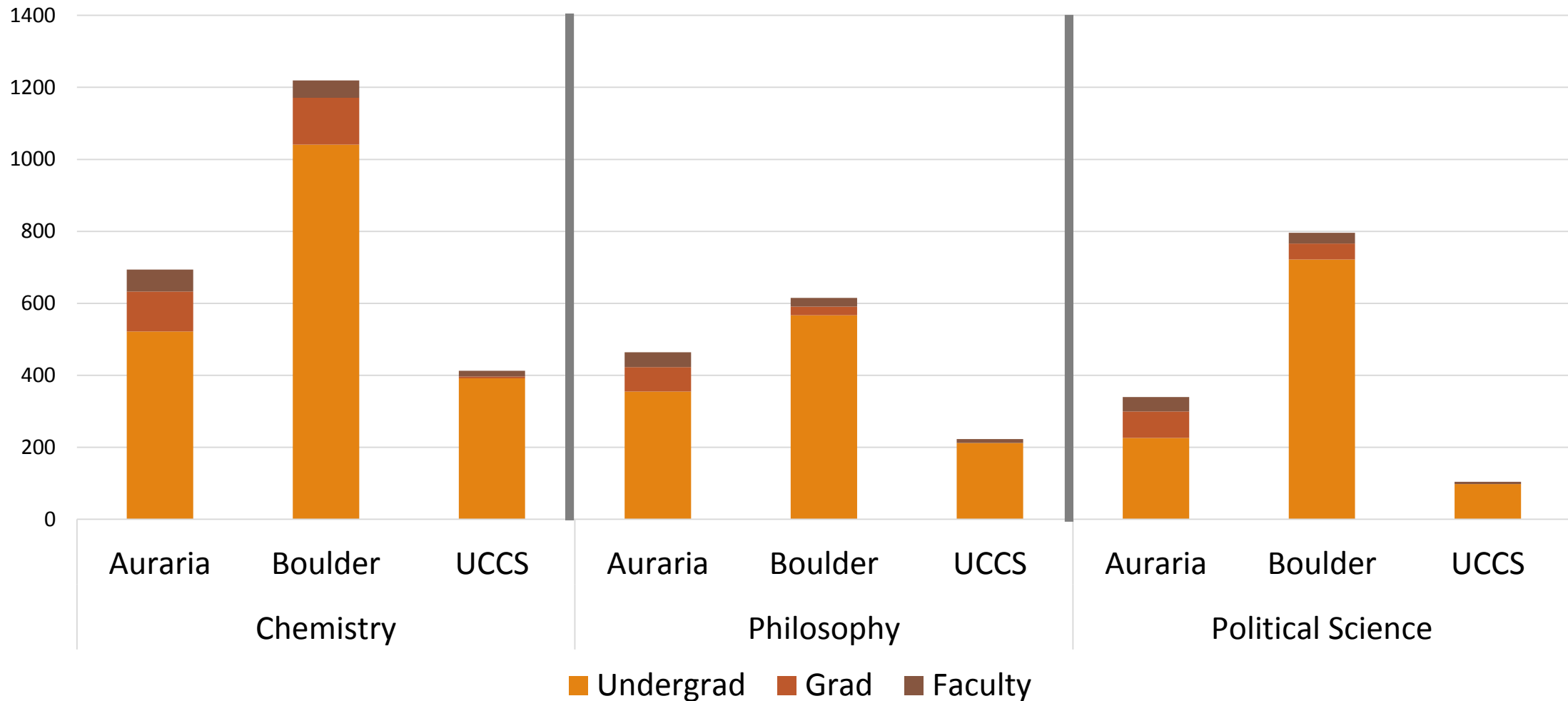
# How Does eBook Usage Compare to Print?

<b>Print</b>	<b>Chemistry</b>	<b>Philosophy</b>	<b>Political Science</b>
Auraria	2.6	2.4	1.7
Boulder	1.7	1.7	1.4
UCCS	2.2	1.6	1.5

<b>eBooks</b>	<b>Chemistry</b>	<b>Philosophy</b>	<b>Political Science</b>
Auraria	.17	.38	.31
Boulder	3.48	.93	.67
UCCS	.34	.28	.14



# Are we building collections that support the teaching and research needs our campuses?



Are we building collections that support the **Chemistry** teaching and research needs our campuses?

---

	# Print Books per FTE			# eBooks per FTE			Total # of Books per FTE		
	Undergrad	Grad	Faculty	Undergrad	Grad	Faculty	Undergrad	Grad	Faculty
Auraria	0.3	1.4	2.5	0.8	3.5	6.4	1.0	4.9	9.0
Boulder	0.6	4.7	12.8	0.4	3.0	8.2	1.0	7.8	21.0
UCCS	0.7	58.0	18.1	1.0	78.6	24.6	1.7	136.6	42.7

Are we building collections that support the **Philosophy** teaching and research needs on our campuses?

---

	# Print Books per FTE			# eBooks per FTE			Total # of Books per FTE		
	Undergrad	Grad	Faculty	Undergrad	Grad	Faculty	Undergrad	Grad	Faculty
Auraria	3.1	16.0	26.5	0.0	0.1	0.1	3.1	16.1	26.6
Boulder	8.2	193.8	193.8	0.0	0.2	0.2	8.2	193.9	193.9
UCCS	2.8	n/a	53.5	0.0	n/a	0.4	2.8	n/a	53.8

# Are we building collections that support the **Political Science** teaching and research needs on our campuses?

---

	# Print Books per FTE			# eBooks per FTE			Total # of Books per FTE		
	Undergrad	Grad	Faculty	Undergrad	Grad	Faculty	Undergrad	Grad	Faculty
Auraria	7.2	22.1	40.9	7.3	22.2	41.1	14.5	44.3	82.0
Boulder	7.3	120.5	176.8	2.3	37.3	54.7	9.6	157.9	231.5
UCCS	13.3	n/a	217.5	16.8	n/a	273.7	30.1	n/a	491.2

# Conclusions

---

- Benefits and challenges of building a shared collection
  - Cost Sharing
  - Give up institutional control over what we acquire

# Where do we go from here?

---

- Exploring potential causation and correlation
  - User demand for monographs and format preference by discipline
  - Identifying gaps in PDA profiles and ILL requests
- Developing additional analysis on how the budget is spent on the PDA program
  - Percentage of money spent by subject area
  - Inadvertent budget implications
- Creating methodologies that allow for comparison across institutions, disciplines, and formats

# Questions? Thank You!

---

Co-Presenter

Gabby Wiersma

Head of Collection

Development

University of Colorado

Boulder

[gwiersma@colorado.edu](mailto:gwiersma@colorado.edu)

Co- Presenter

Rhonda Glazier

Director of Collections

Management

University of Colorado

Colorado Springs

[rglazier@uccs.edu](mailto:rglazier@uccs.edu)

Co-Author

Denise Pan

Associate Director for

Technical Services

Auraria Library (University  
of Colorado Denver)

[denise.pan@ucdenver.edu](mailto:denise.pan@ucdenver.edu)

Co-Author

Stephanie Spratt

Electronic Resources

and Serials Librarian

University of Colorado

Colorado Springs

[sspratt@uccs.edu](mailto:sspratt@uccs.edu)