

10-15-2009

Profiles of Nonprofit Education Management Organizations: 2008-2009

Gary Miron

Western Michigan University, garmiron@gmail.com

Jessica Urschel

Western Michigan University

Follow this and additional works at: <https://scholar.colorado.edu/nepc>

 Part of the [Education Commons](#)

Recommended Citation

Miron, G., & Urschel, J. (2009). *Profiles of Nonprofit Education Management Organizations: 2008-2009*. Boulder, CO: National Education Policy Center. Retrieved [date] from <https://scholar.colorado.edu/nepc/296>

This Research Brief is brought to you for free and open access by Centers and Research Institutes at CU Scholar. It has been accepted for inclusion in National Education Policy Center by an authorized administrator of CU Scholar. For more information, please contact cuscholaradmin@colorado.edu.



Profiles of Nonprofit Education Management Organizations: 2008-2009

Gary Miron and Jessica Urschel

Dept. of Educational Leadership, Research & Technology
College of Education
Western Michigan University

October 2009

Education Policy Research Unit

Division of Educational Leadership and Policy Studies
College of Education, Arizona State University
P.O. Box 872411, Tempe, AZ 85287-2411
Telephone: (480) 965-1886
Fax: (480) 965-0303
E-mail: epsl@asu.edu
<http://edpolicylab.org>

Education and the Public Interest Center

School of Education,
University of Colorado
Boulder, CO 80309-0249
Telephone: (303) 447-EPIC
Fax: (303) 492-7090
Email: epic@colorado.edu
<http://epicpolicy.org>

- Suggested Citation:

Miron, G. & Urschel, J. (2009). *Profiles of nonprofit education management organizations: 2008-2009*. Boulder and Tempe: Education and the Public Interest Center & Education Policy Research Unit. Retrieved [date] from <http://epicpolicy.org/publication/profiles-nonprofit-emos-2008-09>

Table of Contents

Summary.....	1
Introduction and Background.....	2
Findings for 2008-2009.....	4
Company Summary.....	13
Large Company Profiles.....	16
Medium Company Profiles.....	33
Small Company Profiles.....	73
Appendix A: Reader's Guide.....	120
Appendix B: Data Sources by State.....	121
Appendix C: Methods.....	124

Profiles of Nonprofit Education Management Organizations: 2008-2009

Summary

This is the second *Profiles* report to examine nonprofit education management organizations (EMOs). This report is modeled after the 11 annual *Profiles* that cover for-profit EMOs. While the number of schools operated by for-profit EMOs grew rapidly in the 1990s and is now leveling off, the number of schools operated by nonprofit EMOs has been growing more steadily and steeply over time.

National Landscape

- Nonprofit EMOs operated public schools in 25 states during the 2008-09 school year.
- Nonprofit EMOs are most prevalent in Texas, California, Arizona, and Ohio. In terms of the proportion of charter schools managed by nonprofit EMOs, Illinois stands out, with 72% of its charter schools managed by nonprofit EMOs.
- Nonprofit EMOs are garnering more support and are growing steadily, while the growth of for-profit EMOs is slowing.

Organizations

- A total of 103 nonprofit EMOs were identified and profiled in this report, including 16 large nonprofit EMOs, 40 medium-sized, and 47 small nonprofit EMOs.
- The number of nonprofit EMOs that operated at least one charter school in 1995 is estimated to be 5. This number increased rapidly until 2004. Since then, only 5 new nonprofit EMOs have been established, although the number of schools operated by the existing organizations continues to grow.
- KIPP, the Knowledge is Power Program, a national charter school network, experienced the largest net increase in schools during the past school year, from 57 to 64 schools.

Schools

- A total of 609 public schools were managed by nonprofit EMOs during 2008-09.
- Of the schools profiled, 46% were managed by large nonprofit EMOs, which manage 10 or more schools.
- Medium-sized nonprofit EMOs, which manage between four and nine schools, accounted for 36% of the schools profiled.

- Primary schools constitute 32% of managed schools. Middle schools, at 22%, high schools, at 19%, and schools classified as “other,” at 28%, also constitute significant percentages of the schools managed.
- Less than 1% of schools managed by nonprofit EMOs are virtual schools.
- More than 97% of schools managed by nonprofit EMOs are charter schools.

Students

- Large nonprofit EMOs currently account for 42% of all students enrolled in schools managed by nonprofit EMOs.
- Medium-sized EMOs account for 38% of students enrolled in nonprofit-EMO-managed schools.
- Small EMOs enroll 20% of students in nonprofit-EMO-managed schools.
- Small nonprofit EMOs have a larger average school enrollment than the large- and medium-sized EMOs. This is in sharp contrast to for-profit EMOs, where the large EMOs also have the largest average school size.

Profiles reports are comprehensive digests of data on education management organizations. Analysis and interpretation of the data in this report are based on two years of data collection from nonprofit management organizations as well as the creation of estimated growth trends based on when EMOs and the schools they operate report that they were founded. Where relevant, a few comparisons are also made with for-profit EMOs.

This report is intended for a broad audience. Policymakers, educators, school district officials, and school board members may use this information to learn more about current or potential contractors. Investors, persons involved in the education industry, and employees of nonprofit EMOs may find it useful in tracking changes, strategizing for growth, and planning investments. Journalists and researchers who study and seek to learn more about education management organizations may also find much here to interest them.

Introduction and Background

The EMO Industry: Background and Rationale

Education management organizations, or EMOs, emerged in the early 1990s in the context of widespread interest in so-called market-based school reform proposals. Wall Street analysts coined the term *EMO* as an analogue to health maintenance organizations (HMOs). Proponents of EMOs claim that they will bring a much-needed dose of entrepreneurial spirit and a competitive ethos to public education. Opponents worry that outsourcing to EMOs will result in already limited school resources being redirected for service fees, profits, or both for another layer of administration. Opponents also have expressed concerns about public bodies relinquishing control or ownership of schools.

Until recently, most attention has been focused on the for-profit EMOs. In recent years, however, more interest and private funds have been devoted to nonprofit organizations that manage charter schools. While concerns about profit motives are not as apparent with nonprofit organizations, there are still concerns about how public governance of these schools is being affected by private, nonprofit EMOs.

Defining Education Management Organizations

We define an education management organization, or EMO, as an organization or firm that manages schools that receive public funds, including district and charter public schools. A contract details the terms under which executive authority to run one or more schools is given to an EMO, usually in return for a commitment to produce measurable outcomes within a given time frame.

Schools managed by the EMOs profiled in this report operate under the same admissions rules as regular public schools, even though they are privately operated. The term “education management organization” and the acronym “EMO” are most commonly used to describe these private entities that manage public schools under contract. However, other names or labels, such as “education service providers,” are sometimes used to describe these organizations. Additionally, it is important to distinguish between EMOs with considerable authority over a school and vendors or service contractors that fulfill a much more limited role. Such vendors provide specific services for a fee, such as accounting, payroll and benefits, transportation, financial and legal advice, personnel recruitment, professional development, and special education. These sorts of contractors are not within the scope of this report.

EMOs vary on a number of dimensions, such as whether they have for-profit or nonprofit status, whether they work with charter schools, district schools, or both, or whether they are a large regional or national franchise or a single-site operator. Historically, a smaller portion of EMOs have been nonprofits. In recent years, however, nonprofit EMOs (sometimes referred to as charter management organizations, or CMOs) have expanded more rapidly.

The boundaries that separate nonprofit EMOs from networks or community partnerships are rather blurred. During the course of researching this report, we encountered a number of difficult examples that were not easy to classify. KIPP, for example, indicates that it is a network and not an EMO¹. At the same time, KIPP has considerable influence over its schools, especially with regard to their staffing and design. Furthermore, the New Schools Venture Fund identifies KIPP as a charter management organization since it was providing funds to two of KIPP’s clusters of schools in order to help the organization expand the number of charter schools. For the purpose of this report, we have included KIPP as a nonprofit EMO, given its strong role in establishing and operating the schools within its network. As we continue our research on nonprofit EMOs, we hope to gain more clarity in the distinctions that separate management organizations, networks of schools, and partnerships with community-based organizations. This, in turn, should lead to a more nuanced discussion of these definitions.

The number of schools under EMO management, school enrollment, and other data included in this report are primarily derived from official state data as well as from organization self-reports. When an organization failed to provide information, our data are derived from the most recent available state Department of Education records. Nonprofit EMOs are private organizations that may be largely beyond the reach of state open-records laws or other public disclosure requirements; thus, there is frequently no way to compel them to share detailed information about their operations (see individual profiles later in

¹ Information provided by KIPP Manager of Public Affairs Justin Barra in June 2008.

this report, which include notes on data sources). Unlike for-profit EMOs, however, the nonprofit entities are required to file a 990 tax form, which is subject to public inspection. These records are made available on the Guidestar website (www.guidestar.org) and offer a limited amount of financial information about nonprofit organizations, although no detailed information on individual schools or enrollments.

Description of Data Collection and Sources of Information

This second annual *Profiles* report covers data for the 2008-09 school year. An effort is made to provide complete and current data on the numbers of EMOs, EMO-managed schools, and enrollments in EMO-managed schools. In addition to data on the 2008-09 year, the report also contains official 2007-08 data and estimated longitudinal data from 1996 to 2006. Where possible and appropriate, we have corrected or updated past data that were missing or based on estimates. As previously stated, the nature of the industry and the lack of public information make the process of collecting and updating the data for the *Profiles* report difficult. In last year's report, EMOs were primary sources for the published information. This year we collected information on organizations and EMO-managed schools from states that tracked such information. Official October 2008 enrollments are reported for all states that had released this information or provided it to the authors by August 4, 2009. For the majority of states that do not track education management organizations and their managed schools, key informants, advocacy groups, and charter school sponsors were contacted with a list of known EMOs and EMO-managed schools and asked to provide additional information (for a complete list of state sources, see Appendix B).

After all state-level research was completed, representatives of each EMO were asked to confirm and, if necessary, correct organizations' and schools' contact information. EMOs were also asked to provide updated information for schools in those states for which official enrollments had not been released. If the organization provided enrollments or other information that did not match official state-level data, the official government data was used. In such cases, the EMO was informed of the decision to use the official data.

Two contacts were attempted to solicit a response from all large, medium, and small EMOs. We were very pleased and grateful for the responses we received from EMOs. In most cases, we received complete details regarding schools and enrollments. In other cases, the data we received from the EMOs was missing enrollments or the years the EMO or schools were founded. In these cases, an additional attempt was made to gather this information. In a few cases in which official 2008 enrollments had not been released and the EMO did not respond, we relied on official 2007-08 enrollments (see Appendix C for a complete explanation of data collection).

Findings for 2008-09

The *Profiles of Nonprofit Education Management Organizations: 2008-09* is the second annual *Profiles* report of this particular subset of EMOs. The EMOs profiled in this report are categorized by size: small EMOs operate three or fewer schools; medium-sized EMOs operate four to nine schools; and large EMOs operate 10 or more schools.

Number of Education Management Organizations Profiled

Table 1 presents the estimated growth trend data for large, medium-sized and small nonprofit EMOs. Our estimate is based on the founding date of charter schools currently managed by EMOs. One school established in the 1980s is currently operating as a charter school managed by a nonprofit EMO. For all practical purposes, this school is an anomaly. Therefore, we start mapping the numbers in 1995, which marks the pronounced start of the growth trend. In 1995, a total of 5 nonprofit EMOs were operating charter schools. The number of nonprofit EMOs grew consistently up to its current total of 103 organizations. The number of states in which EMOs operate has grown from 4 in 1995 to 25 in 2008-09.

Figure 1 illustrates the trends in the estimated number of nonprofit EMOs over the last dozen years. The total number of EMOs is represented by the solid dark line. While we believe that we captured nearly all medium-sized and large nonprofit EMOs, we are aware that there are likely more small EMOs that we have not yet discovered in our survey of the field. The small EMOs are more difficult to identify, and—as we have learned from the *Profiles* of for-profit EMOs—they are more difficult to obtain information from. Thanks to the large amount of official data gathered from state department of education sources, however, we are more confident that we have identified the vast majority of operating nonprofit EMOs.

Table 1. Number of Nonprofit EMOs by Size and Year

	1995-1996	1996-1997	1997-1998	1998-1999	1999-2000	2000-2001	2001-2002	2002-2003	2003-2004	2004-2005	2005-2006	2006-2007	2007-2008	2008-2009
<i>Large EMOs</i>	0	1	1	1	1	1	1	2	2	4	6	8	13	16
<i>Medium EMOs</i>	1	0	0	0	3	7	19	15	17	20	28	30	36	40
<i>Small EMOs</i>	4	13	20	38	57	57	58	65	72	73	64	61	52	47
<i>Total number of EMOs</i>	5	14	21	39	61	65	78	82	91	97	98	99	101	103
<i>Number of states with EMOs</i>	4	5	7	10	13	13	14	20	21	22	22	23	24	25

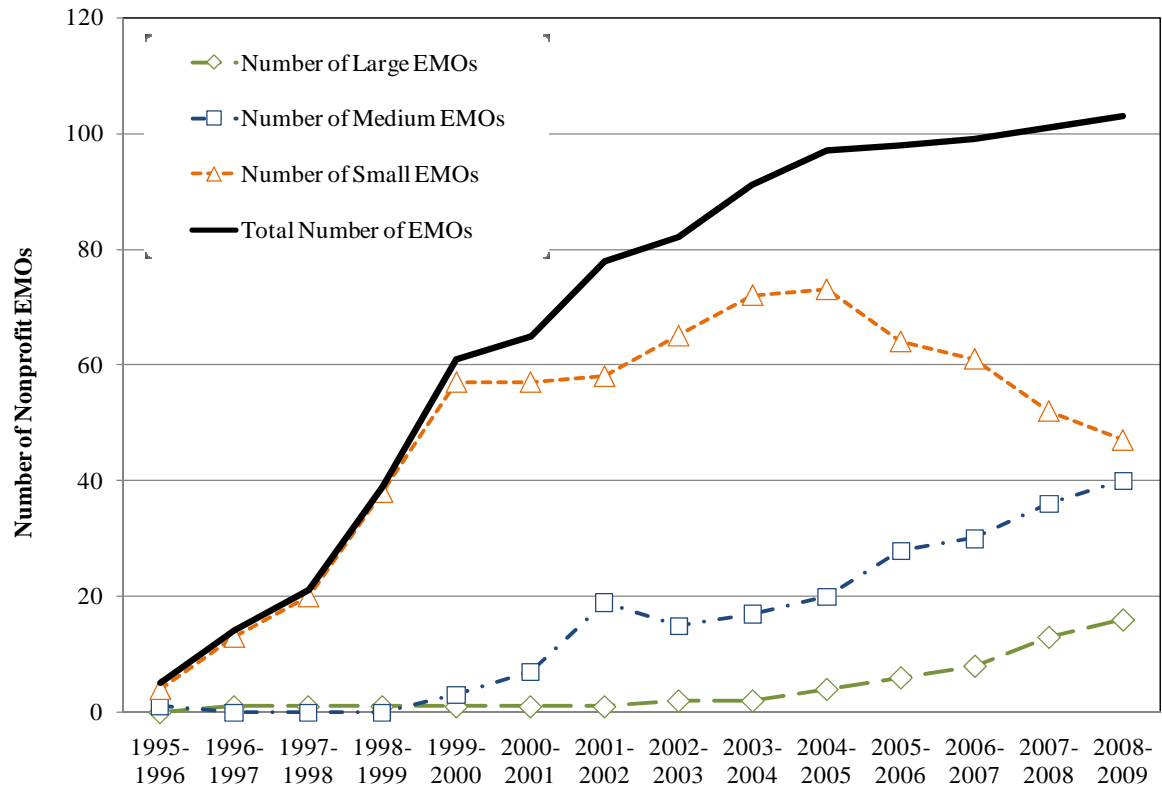


Figure 1 Number of Nonprofit EMOs by Size and Year

As Figure 1 clearly indicates, there was considerable growth in the number of nonprofit organizations managing charter schools until 2004. The growth in the number of nonprofit EMOs has slowed considerably over the past five years. Only five nonprofit EMOs have been formed since 2004. All but one nonprofit organization began as a small EMO (operating three or fewer schools) and the decline in the number of small EMOs reflects the growth of organizations already in operation, which moved many small EMOs into the medium and large categories.

Number of Schools Managed by Nonprofit EMOs

Table 2 displays the estimated number of schools managed by nonprofit EMOs between 1995-96 and 2008-09. A total of 609 public charter schools were managed by nonprofit EMOs during 2008-09. The total number of schools run by nonprofit EMOs schools is fast approaching the number run by for-profit EMOs (733 in 2008-09). Large and medium-sized nonprofit EMOs account for relatively similar numbers of schools.

Table 2. Number of Schools Managed by Nonprofit EMOs, By EMO Size

	1995-1996	1996-1997	1997-1998	1998-1999	1999-2000	2000-2001	2001-2002	2002-2003	2003-2004	2004-2005	2005-2006	2006-2007	2007-2008	2008-2009
<i>Large EMOs</i>	0	10	11	11	11	11	11	23	36	65	104	141	217	280
<i>Medium EMOs</i>	7	5	0	0	15	34	65	79	97	113	151	176	202	219
<i>Small EMOs</i>	5	16	25	50	71	81	84	100	121	136	130	135	117	110
<i>Total number of schools</i>	12	31	36	61	97	126	160	202	254	314	385	452	536	609

Figure 2 illustrates the growth trends associated with the schools-under-management data in Table 2. The solid line represents the total number of schools operated by nonprofit EMOs by year.

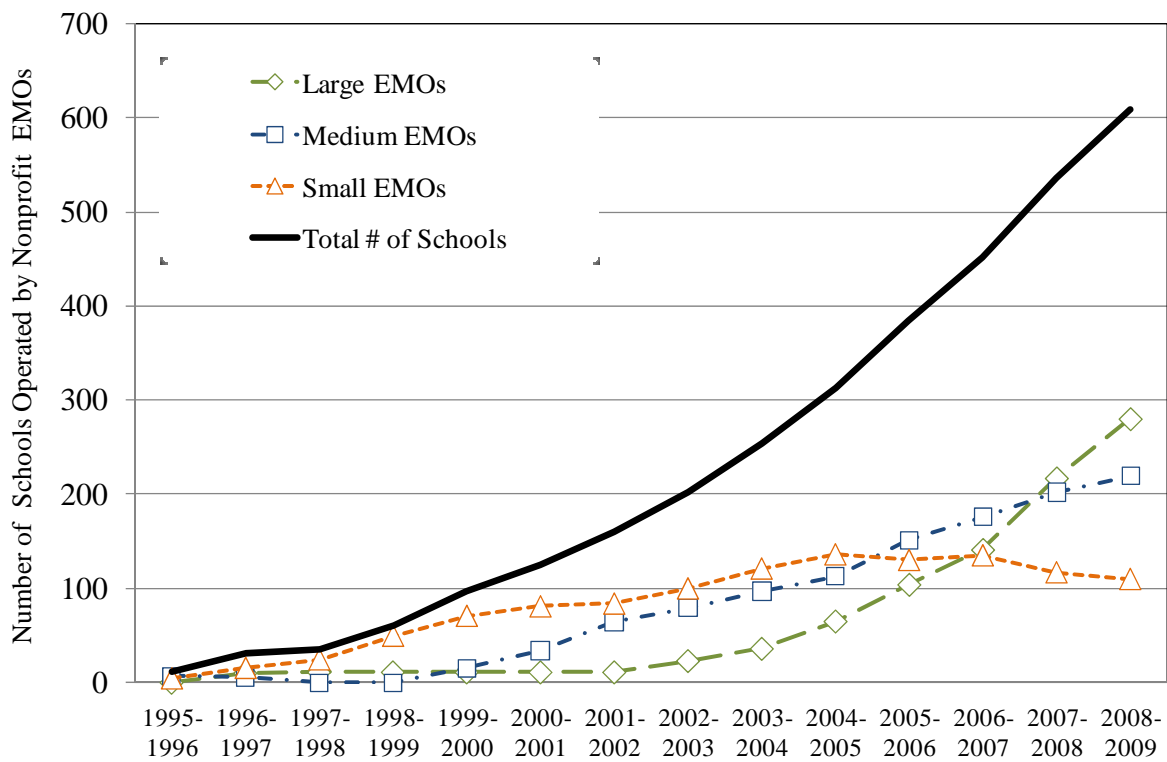


Figure 2. Illustration of the Growth of EMOs in Terms of the Number of Schools They Operate

Figure 3 illustrates the distribution of EMOs by the number of schools they operate. As one can see, KIPP accounts for a very large proportion of the schools operated by nonprofit EMOs. KIPP was operating 64 schools in 2008-09, more than twice as many schools as the next largest nonprofit EMO, Summit Academy Schools (26 schools).

Large EMOs account for

46.0% of all nonprofit-EMO-managed schools, medium-

sized EMOs account for 36.0%, and small EMOs account for 18.1%. This pattern contrasts sharply from that of for-profit EMOs. In the for-profit sector, large companies manage significantly more than the majority of the schools (73.3%), while the medium-sized companies account for only 15.43% and small firms 11.3%.

In last year's report, 100% of the public schools profiled were charter schools. This year an additional large nonprofit EMO, Academy for Urban School Leadership (AUSL), was discovered. AUSL manages 11 schools, all district schools. In addition, a change in methodology led to the discovery of three medium-sized nonprofits managing additional district schools. Even so, 97.2% of schools managed by nonprofit EMOs are charter schools, compared with 85% of the public schools operated by for-profit EMOs. Less than 1% of all nonprofit EMO-operated schools are virtual schools, compared with 6% of for-profit EMO-managed schools. Three of the nonprofit virtual schools are located in Arizona; one is located in Ohio. (A virtual school delivers its curriculum and provides instruction via the Internet and electronic communication; see Appendix A for definitions.)

Number of Students in Schools Managed by Profiled EMOs

In this section we describe current student enrollment figures and offer estimates of overall trends. Schools operated by nonprofit EMOs enrolled 180,211 students in 2008-09. In comparison, for-profit EMOs served 339,222 students in 2008-09.

With 470 students per school, the for-profit EMOs operated much larger schools on average than the nonprofit EMOs, which enrolled an average of 296 students per school. While the large for-profit EMOs had substantially larger average school sizes than the medium-sized and small for-profit EMOs, the pattern is less clear with the nonprofit EMOs. Among nonprofits, the large EMOs have the smallest average school size (272 students per school), followed by medium EMOs (312 students per school), and the small nonprofit EMOs, which have 327 students per school (see Table 3).

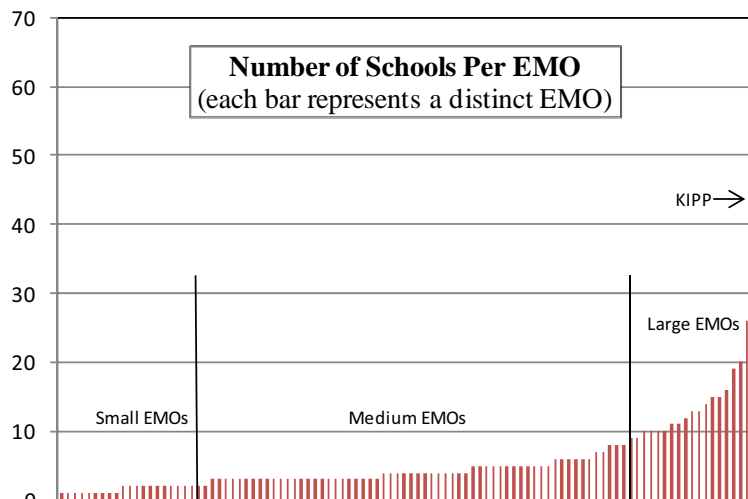


Figure 3. EMOs by Number of Schools They Operate

Table 3. Number of Students Per School in 2008-09

	Number of Schools	Number of Students Per School					
		Sum	Mean	SD	Median	Minimum	Maximum
Large EMOs	280	76,031	271.5	183.5	268.5	22	1,385
Medium EMOs	219	68,248	311.6	252.7	239	17	1,815
Small EMOs	110	35,932	326.7	292.9	235	16	1,783
All Nonprofit EMOs	609	180,211	296.4	232.9	253	3	1,815

Figure 4 illustrates the key data from Table 3 above. Note that the growth trend in the number of students rises more rapidly than did the growth trends for the number of EMOs or the number of schools. The average charter school’s size typically increases each year, since many schools are adding grades as students progress. Thus, the number of students increases due to the addition of new schools as well as the addition of new classes within existing schools.

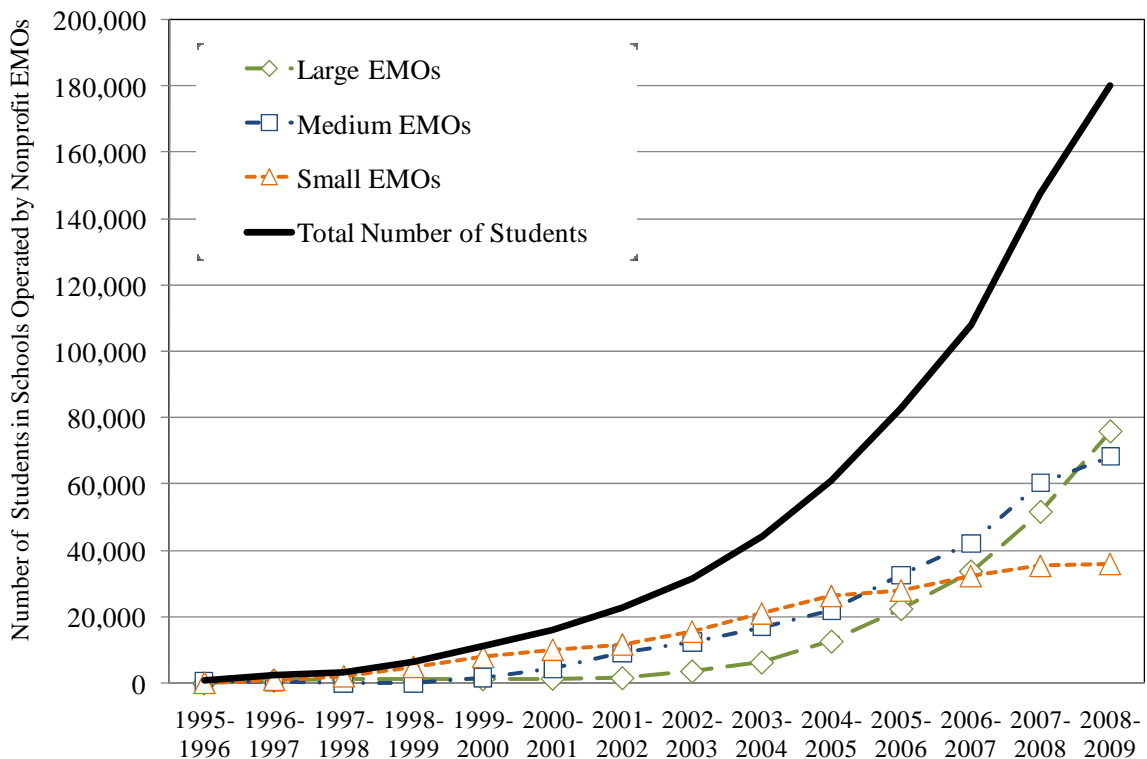


Figure 4. Estimated Number of Students Enrolled in Schools Managed by Nonprofit EMOs by Year

The average school size for the nonprofit EMOs are estimates derived by using data from 2007-08 and 2008-09, then calculating backward to estimate likely growth patterns. The average school size was estimated from year to year based on typical growth patterns for EMO-operated schools. The result was multiplied by the number of schools open each year.

The data in Table 4 display the number of EMO-managed schools and total enrollment of those schools by school type. The Common Core of Data definitions were used to classify schools as either “primary,” “middle,” “high,” or “other” (see definitions in Appendix A). Twenty-nine percent of all nonprofit EMO-managed schools are at the primary level in 2007-08. By contrast, 60% of the schools managed by for-profit EMOs were primary schools. Because elementary schools costs less per pupil to operate than high schools, for-profit EMOs may have a financial incentive to focus on the lower-cost segment of the total K-12 school population.

Table 4. Numbers of Schools and Students Enrolled, by EMO Size and School Level, 2008-09

	Primary			Middle			High			Other		
	Sch- ools	Students per school		Sch- ools	Students per school		Sch- ools	Students per school		Sch- ools	Students per school	
		Sum	Mean (SD)		Sum	Mean (SD)		Sum	Mean (SD)		Sum	Mean (SD)
Large	80	23,082	289 (183)	82	20,327	248 (109)	38	13,456	354 (252)	80	19,166	240 (196)
Medium	75	20,664	276 (172)	33	9,870	299 (141)	51	14,084	276 (210)	60	23,630	394 (376)
Small	38	12,897	339 (230)	17	4,275	251 (144)	27	7,012	260 (250)	28	11,748	420 (428)
All EMOs	193	56,643	293 (190)	132	34,472	261 (123)	116	34,552	298 (235)	168	54,544	325 (323)

Number of EMOs by State

Figure 5 illustrates the distribution of EMOs by state. Arizona has the most nonprofit EMOs, with a total of 23 organizations that operate 1 or more public charter schools. Texas is not far behind, with 18 nonprofit EMOs. California and Illinois also have a sizeable number of nonprofit EMOs, with 15 and 10 respectively. While Michigan leads all states in the number of for-profit EMOs, Michigan is the fifth ranked state in terms of the number of nonprofit EMOs (7) operating within its boundaries. After these states the numbers of organizations per state drop off.

While Figure 5 displays the number of organizations in existence, Figure 6 displays the number of schools operated by nonprofit EMOs per state. Texas stands out, with 128 schools operated by nonprofit EMOs. California and Arizona follow closely, with 109 and 98 nonprofit EMO-managed schools respectively. In Arizona, both nonprofit and for-profit EMOs tend to manage fewer schools. Ohio and Illinois follow further behind, with 70 and 53 schools, respectively managed by nonprofit EMOs. Although Illinois is not at the top in terms of the total number of schools operated by nonprofit EMOs, it leads in the *proportion* of its charter schools operated by nonprofit EMOs: in Illinois, 72% of all

charter schools are operated by nonprofit EMOs. The next closest state is Texas, with 38% of its charter schools operated by nonprofit EMOs.

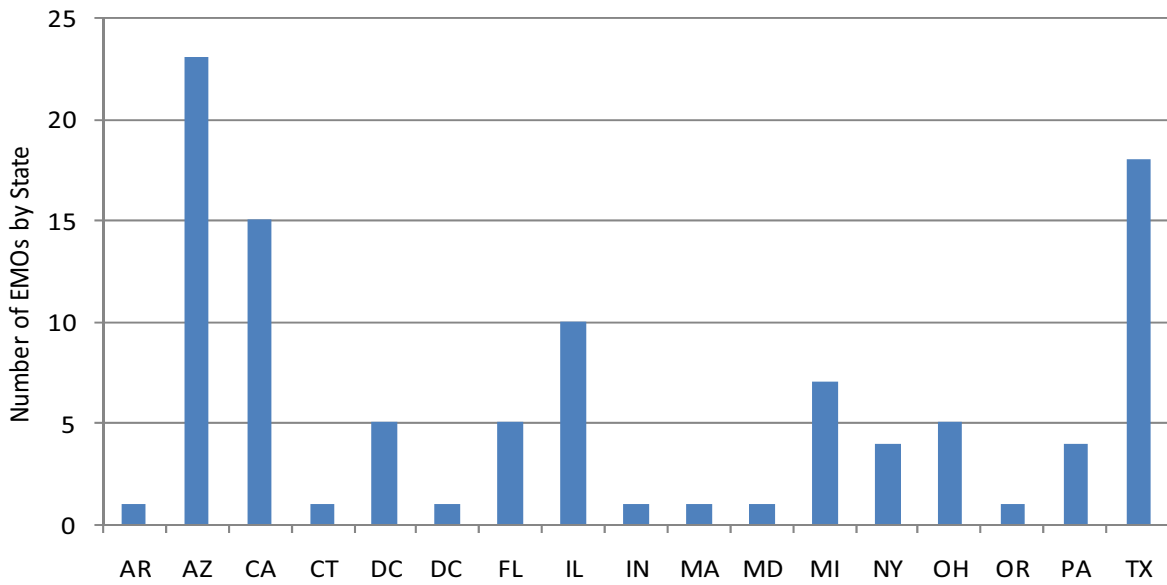


Figure 5. Number of Nonprofit EMOs by State

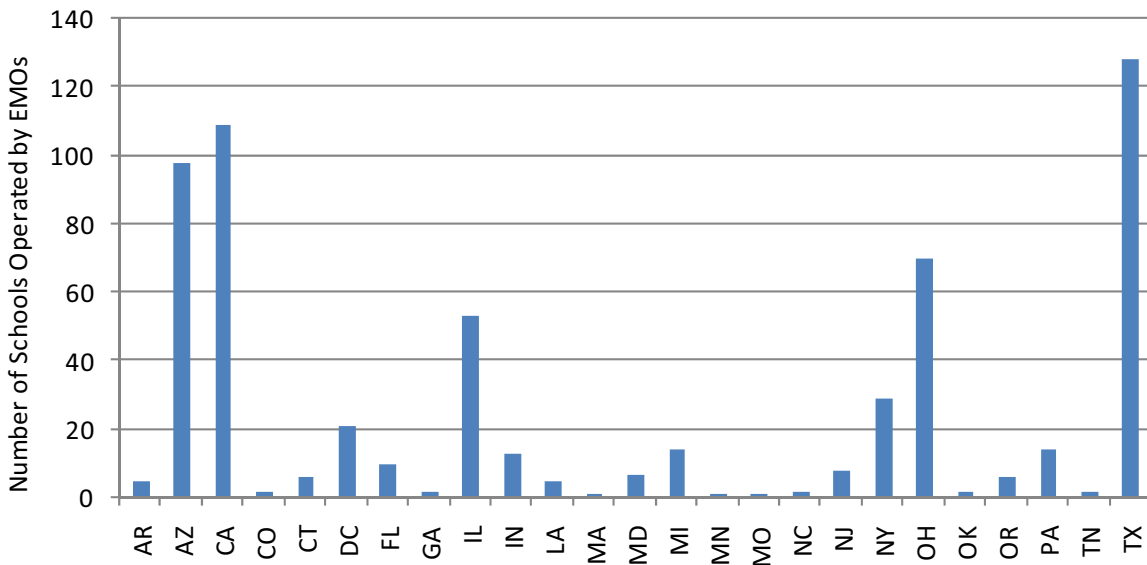


Figure 6. Number of Schools Operated by Nonprofit EMOs by State

Using the 2008-09 Nonprofit Profiles Report

The data in this *Profiles of Non-Profit Education Management Organizations* describe general trends in the nonprofit EMO sector over time. They are intended for a broad audience including policymakers, educators, school district officials, and school board members who may use this information to learn more about current or potential contractors. Investors, persons involved in the education industry, and employees of EMOs may use the *Profiles* to track changes, strategize for growth, and plan investments. Finally, the *Profiles* offers an important resource for journalists, researchers, and anyone who seeks to study and learn about education management organizations.

The appendices contain important information that will be helpful in using the *Profiles*. Below is a list of appendices and a brief description of each:

- *Appendix A* contains definitions of terms and notes that will be helpful in understanding the organization summaries and profiles.
- *Appendix B* contains notes on state-level resources and responses from states and EMOs.
- *Appendix C* contains the methods for compiling school profiles and criteria for inclusion as a nonprofit EMO.

Acknowledgements

The authors would like to recognize and thank Tammy DeRoo for assistance with data collection, Erik Gunn for editing work, and Joe Fee for addressing technical problems that arose with the project data bases. Over the course of the project, advice and insights were shared by Alex Molnar and diverse members of the EPRU-EPIC Education Policy Fellows. Additionally, the authors would like to thank the many university-based academics, representatives from state advocacy groups, teachers' unions, and state education agencies that responded to our requests for information and provided feedback on the completeness and accuracy of our lists of organizations and schools. Finally, we are grateful to all those nonprofit EMOs that responded to our requests for information or that reviewed our organization-specific profiles and in order to confirm or correct the information on the schools they operate.

LARGE COMPANY SUMMARY

Summary of Nonprofit EMOs Managing 10 or More Schools, Listed Alphabetically by Company Name

Company Name	Company Location	Public Schools Managed			Enrollment	States	Page
		Charter	District	Total			
Academy for Urban School Leadership	Chicago, IL	0	11	11	6,110	1: IL	16
Achievement First	New Haven, CT	13	0	13	3,366	2: CT, NY	17
Alliance for College-Ready Public Schools	Los Angeles, CA	11	0	11	3,941	1: CA	18
America CAN	Dallas, TX	10	0	10	4,240	1: TX	19
Aspire Public Schools	Oakland, CA	21	0	21	7,038	1: CA	20
Concept Schools	Des Plaines, IL	16	0	16	3,849	3: IL, IN, OH	21
Constellation Schools	Parma, OH	15	0	15	3,118	1: OH	22
Cosmos Foundation Inc.	Houston, TX	19	0	19	7,807	1: TX	23
Green Dot Public Schools	Los Angeles, CA	15	0	15	5,622	1: CA	24
ICEF Public Schools	Los Angeles, CA	13	0	13	2,997	1: CA	25
KIPP	San Francisco, CA	64	0	64	17,211	20: AR, CA, CO, DC, GA, IL, IN, LA, MA, MD, MN, MO, NC, NJ, NY, OH, OK, PA, TN, TX	26
Lighthouse Academies	Framington, MA	10	0	10	3,499	5: DC, IL, IN, NY, OH	28
PPEP and Affiliates	Tucson, AZ	12	0	12	1,100	1: AZ	29
Shekinah Learning Institute, Inc.	Converse, TX	14	0	14	2,268	1: TX	30
Summit Academy Management	Copley, OH	26	0	26	1,914	1: OH	31
Uncommon Schools	New York, NY	10	0	10	1,951	2: NJ, NY	32
Large Company Totals: 16 Large EMOs		269	11	280	76,031	23	

MEDIUM COMPANY SUMMARY

Summary of Nonprofit EMOs Managing 4 to 9 Schools, Listed Alphabetically by Company Name

Company Name	Company Location	Public Schools Managed			Enrollment	States	Page
		Charter	District	Total			
American Quality Schools	Chicago, IL	10	0	10	4,692	2: IL, IN	33
Aspira, Inc. of Illinois	Chicago, IL	3	1	4	1,336	1: IL	34
Baltimore Curriculum Project	Baltimore, MD	5	0	5	1,908	1: MD	35
Career Success Schools	Houston, TX	5	0	5	716	1: AZ	36
Center for Academic Success, Inc.	Phoenix, AZ	5	0	5	773	1: AZ	37
Choice Education and Development Corporation	Sierra Vista, AZ	6	0	6	1,594	1: AZ	38
EdKey, Inc.	Mesa, AZ	5	0	5	687	1: AZ	39
Edvantages	Columbus, OH	8	0	8	1,621	1: OH	40
Envision Schools	San Francisco, CA	4	0	4	959	1: CA	41
Friendship Public Charter School	Washington, DC	5	0	5	4,093	1: DC	42
GEO Foundation	Indianapolis, IN	4	0	4	1,113	2: CO, IN	43
Great Hearts Academies	Phoenix, AZ	5	0	5	1,389	1: AZ	44
High Tech High	San Diego, CA	8	0	8	2,889	1: CA	45
Honors Academy	Dallas, TX	6	0	6	789	1: TX	46
IDEA Public Schools	Weslaco, TX	5	0	5	3,833	1: TX	47
Innovative Education Management, Inc.	Placerville, CA	4	0	4	4,743	1: CA	48
Kingman Academy Of Learning	Kingman, AZ	4	0	4	1,461	1: AZ	49
LEAD Charter Schools	Gilbert, AZ	4	0	4	603	1: AZ	50
Leadership Public Schools	San Francisco, CA	4	0	4	1,229	1: CA	51
Learning Matters Educational Group	Glendale, AZ	6	0	6	1,160	1: AZ	52
Mastery Charter Schools	Philadelphia, PA	4	0	4	1,660	1: PA	53
Mastery Learning Institute	Portland, OR	6	0	6	868	1: OR	54
New Urban Learning	Detroit, MI	5	0	5	1,796	1: MI	55
Noble Network of Charter Schools	Chicago, IL	7	0	7	1,650	1: IL	56
Omega Schools	Glendale, AZ	6	0	6	604	1: AZ	57
Partnerships to Uplift Communities	Burbank, CA	8	0	8	2,304	1: CA	58
Perspectives Charter Schools	Chicago, IL	5	0	5	1,680	1: IL	59
Propel Schools	Pittsburgh, PA	4	0	4	740	1: PA	60
Salvaging Teens at Risk, Inc.	Little Elm, TX	5	0	5	792	1: TX	61
School of Excellence in Education	San Antonio, TX	7	0	7	2,959	1: TX	62
Skyline Schools, Inc.	Peoria, AZ	4	0	4	463	1: AZ	63
Student Alternatives Program Inc.	San Antonio, TX	7	2	9	1,416	1: TX	64
Success Charter Network	New York, NY	4	0	4	899	1: NY	65
Trinity Charter Schools	Austin, TX	5	0	5	283	1: TX	66
Tucson International Academy, Inc.	Tucson, AZ	4	0	4	273	1: AZ	67
Universal Companies, Inc.	Philadelphia, PA	1	3	4	1,705	1: PA	68
UNO Charter School Network	Chicago, IL	9	0	9	4,010	2: IL, LA	69
Uplift Education	Dallas, TX	5	0	5	2,726	1: TX	70
Winfree Academy Charter Schools	Irving, TX	6	0	6	1,789	1: TX	71
YES Prep Public Schools	Houston, TX	5	0	5	2,043	1: TX	72
Medium Company Totals: 40 Medium EMOs		213	6	219	68,248	14	

SMALL COMPANY SUMMARY

Summary of Nonprofit EMOs Managing 3 or Fewer Schools, Listed Alphabetically by Company Name

Company Name	Company Location	Public Schools Managed			Enrollment	States	Page
		Charter	District	Total			
Academies of Excellence, Inc.	Bunnell, FL	3	0	3	183	1: FL	74
Academy of Tucson Inc.	Tucson, AZ	3	0	3	561	1: AZ	75
Albert Einstein Academy	San Diego, CA	2	0	2	695	1: CA	76
Arizona Academy of Leadership, Inc.	Tucson, AZ	3	0	3	149	1: AZ	77
Arizona Agribusiness and Equine Center, Inc.	Phoenix, AZ	3	0	3	786	1: AZ	78
Arizona Community Development Corporation	Tucson, AZ	3	0	3	2510	1: AZ	79
Aspira of Florida, Inc.	Miami, FL	3	0	3	1071	1: FL	80
BASIS School, Inc.	Scottsdale, AZ	2	0	2	1107	1: AZ	81
Beginning with Children Foundation	New York, NY	2	0	2	740	1: NY	82
Betty Shabazz International Charter School	Chicago, IL	3	0	3	882	1: IL	83
Bright Star Schools	Los Angeles, CA	2	0	2	548	1: CA	84
Buckeye On-line School for Success	East Liverpool, OH	1	0	1	1783	1: OH	85
CAFA, Inc.	Gilbert, AZ	3	0	3	484	1: AZ	86
Calli Ollin Academy	Tucson, AZ	3	0	3	257	1: AZ	87
Central Florida Human Services, Inc.	Lakeland, FL	1	0	1	95	1: FL	88
César Chávez Public Charter Schools	Washington, DC	3	0	3	1599	1: DC	89
Civitas Schools	Chicago, IL	3	0	3	1954	1: IL	90
Community & Economic Development Organization of Gadsden County, Inc.	Quincy, FL	1	0	1	567	1: FL	91
Daisy Education Corporation	Tucson, AZ	3	0	3	1114	1: AZ	92
DC Prep	Washington, DC	3	0	3	866	1: DC	93
EDSYS, Inc.	Pittsburgh, PA	1	0	1	488	1: PA	94
EightCAP Inc.	Greenville, MI	1	0	1	190	1: MI	95
Espiritu Community Development Corporation	Phoenix, AZ	3	0	3	844	1: AZ	96
eStem Public Charter Schools, Inc.	Little Rock, AR	3	0	3	835	1: AR	97
Foundation for Behavioral Resources	Augusta, MI	2	0	2	383	1: MI	98
Galapagos Charter	Chicago, IL	1	0	1	274	1: IL	99
Harlem Village Academies	New York, NY	3	0	3	481	1: NY	100
Hyde Leadership Schools	Washington, DC	2	0	2	1378	2: DC, NY	101
ISUS International	Dayton, OH	3	0	3	224	1: OH	102
Life School	Lancaster, TX	3	0	3	2829	1: TX	103
Midland Charter Initiative	Midland, MI	1	0	1	217	1: MI	104
Nataki Talibah Schoolhouse	Detroit, MI	1	0	1	413	1: MI	105
New City Public Schools	Long Beach, CA	2	0	2	862	1: CA	106
New Visions Academy, Inc.	Cottonwood, AZ	3	0	3	79	1: AZ	107
Not Your Ordinary School	Austin, TX	2	0	2	673	1: TX	108
One Stop Multiservice Charter School	Edinburg, TX	3	0	3	525	1: TX	109
Paradigm Accelerated Charter School	Early, TX	3	0	3	163	1: TX	110
Pointe Educational Services	Phoenix, AZ	3	0	3	1202	1: AZ	111
Rocketship Education	Palo Alto, CA	1	0	1	321	1: CA	112
See Forever Foundation	Washington, DC	3	0	3	520	1: DC	113
South Texas Education Technologies, Inc.	Weslaco, TX	3	0	3	646	1: TX	114
Southwest Winners Foundation, Inc.	San Antonio, TX	3	0	3	879	1: TX	115
St. HOPE Public Schools	Sacramento, CA	2	0	2	1347	1: CA	116
SVRC Industries, Inc.	Saginaw, MI	2	0	2	244	1: MI	117
TechEdventures	Lauderdale Lakes, FL	2	0	2	699	1: FL	118
The SEED Foundation	Washington, DC	2	0	2	407	2: DC, MD	119
Woodbridge Group, Inc.	Big Rapids, MI	2	0	2	858	1: MI	120
Small Company Totals: 47 Small EMOs		110	0	110	35,932	13	

COMPANY TOTALS: 103 Nonprofit EMOs		592	17	609	180,211	25	
-----------------------------------------------	--	------------	-----------	------------	----------------	-----------	--

Academy for Urban School Leadership

Large Company: Managing 10 or More Schools

2008-09

Address

3400 N. Austin Avenue
Chicago, Illinois 60634

Telephone and Fax

Phone (773) 534-0129
Fax

Website and e-mail

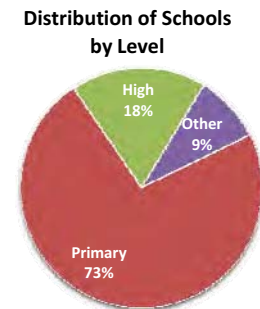
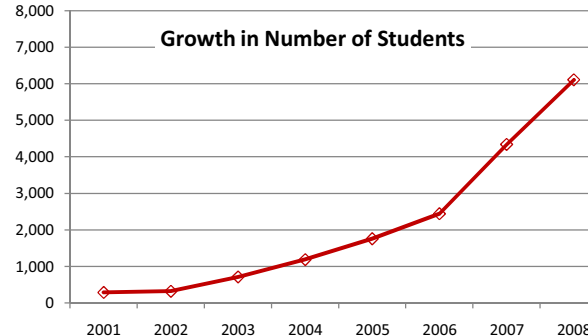
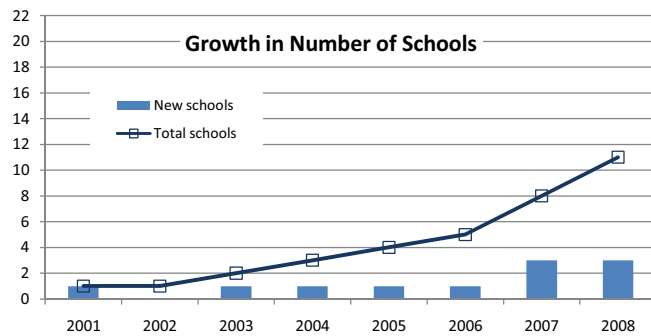
www.ausl-chicago.org
baltenburg@ausl-chicago.org

Year Founded

2001

School Name	City	State	Year Founded	2008 Enrollment	Grade Levels Served		Charter School	Virtual School
					From	To		
Chicago Academy Elementary School	Chicago	IL	2001	509	k	8	DISTRICT	
Dodge Renaissance Academy	Chicago	IL	2003	413	k	8	DISTRICT	
Chicago Academy High School	Chicago	IL	2004	378	9	12	DISTRICT	
The Tarkington School of Excellence	Chicago	IL	2005	1049	k	8	DISTRICT	
Sherman School of Excellence	Chicago	IL	2006	482	k	8	DISTRICT	
Collins Academy High School	Chicago	IL	2007	133	9	11	DISTRICT	
Harvard School of Excellence	Chicago	IL	2007	486	k	8	DISTRICT	
National Teachers Academy	Chicago	IL	2007	465	k	8	DISTRICT	
Howe School of Excellence	Chicago	IL	2008	555	k	8	DISTRICT	
Morton School of Excellence	Chicago	IL	2008	255	k	8	DISTRICT	
Orr Academy High School	Chicago	IL	2008	1385	9	12	DISTRICT	

Total Number of Schools in 2008-09= 11 **Number of States= 1** **Total Enrollment= 6,110**



Notes:

- a. Data for 2001 to 2006 are estimates for student growth
- b. 2008 refers to the 2008-09 school year
- c. As of August 4, 2009, 2008 Illinois enrollments were unavailable. Enrollments reported were provided by Bridget Altenburg, Director of Development, AUSL.

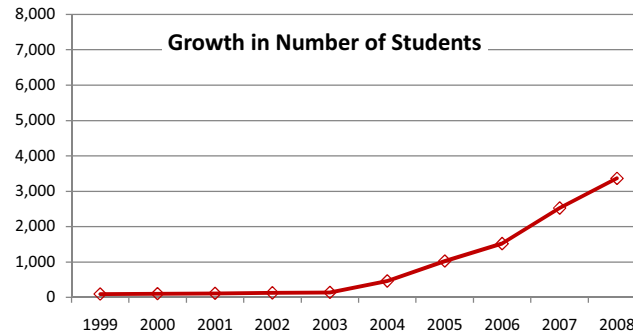
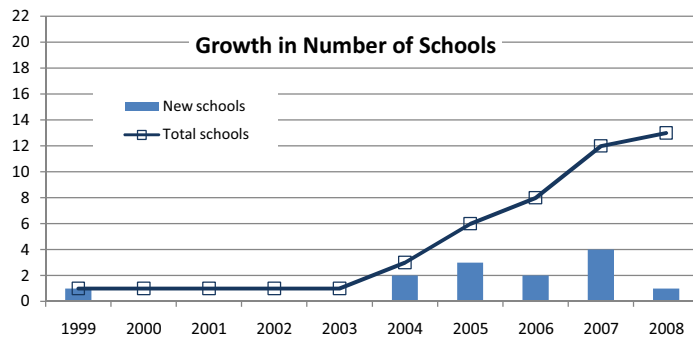
Address	Telephone and Fax	Website and e-mail	Year Founded
403 James Street New Haven, Connecticut 06513	Phone (203) 773-3223 Fax (203) 773-3221	www.achievementfirst.org infoCT@achievementfirst.org	1999

School Name	City	State	Year Founded	2008 Enrollment	Grade Levels Served From	Grade Levels Served To	Charter School	Virtual School
Amistad Academy - Middle	New Haven	CT	1999	281	6	9	YES	
Elm City College Prep Elementary	New Haven	CT	2004	265	k	4	YES	
Elm City College Prep Middle	New Haven	CT	2004	265	5	8	YES	
Achievement First Crown Heights Charter School	New York	NY	2005	327	5	8	YES	
Achievement First Crown Heights Charter School	New York	NY	2005	413	k	4	YES	
Achievement First East New York Charter School	New York	NY	2005	418	k	4	YES	
Achievement First Bushwick Elementary	New York	NY	2006	338	k	3	YES	
Endeavor Charter Academy	New York	NY	2006	250	5	7	YES	
Achievement First Bridgeport Academy	Bridgeport	CT	2007	84	5	6	YES	
Achievement First Bushwick Middle	New York	NY	2007	169	5	6	YES	
Amistad Academy - Elementary	New Haven	CT	2007	253	k	2	YES	
Amistad Academy High School	East Haven	CT	2007	125	9	11	YES	
Achievement First Brownsville	New York	NY	2008	178	k	1	YES	

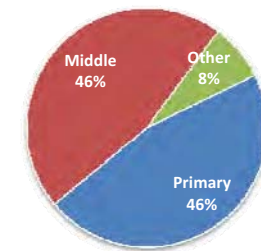
Total Number of Schools in 2008-09= 13

Number of States= 2

Total Enrollment= 3,366



Distribution of Schools by Level



Notes:

- a. Data for 1999 to 2006 are estimates for student growth
- b. 2008 refers to the 2008-09 school year
- c. 2008 Connecticut charter school enrollments reported from Public School Choice in Connecticut (<http://www.sde.ct.gov/sde/lib/sde/pdf/equity/choice/schoolchoice2007.pdf>)
- d. 2008-2009 New York enrollments were reported from charter school profiles (<http://www.emsc.nysed.gov/psc/csdirectory>)

Address
2023 South Union Avenue
Los Angeles, California 90007

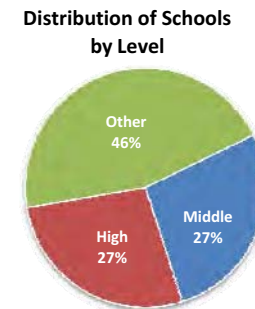
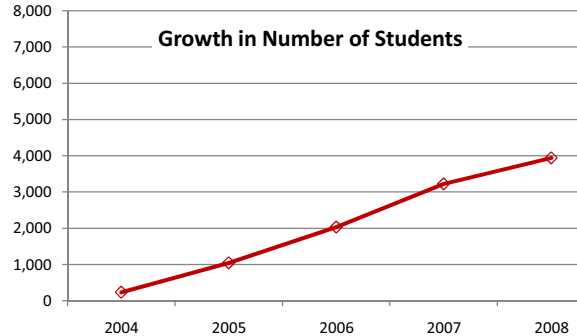
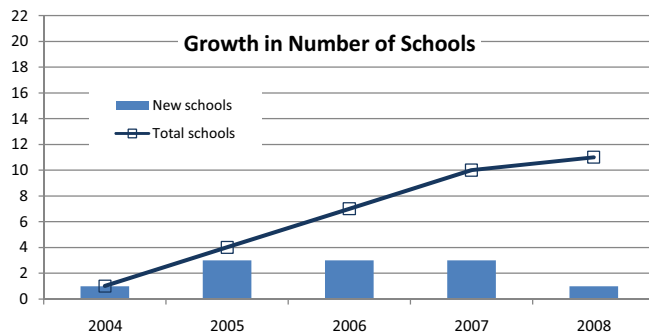
Telephone and Fax
Phone (213) 943-4930
Fax (213) 943-4931

Website and e-mail
www.laalliance.org
info@laalliance.org

Year Founded
2004

School Name	City	State	Year Founded	2008 Enrollment	Grade Levels Served From	To	Charter School	Virtual School
Gertz-Ressler High School	Los Angeles	CA	2004	502	9	12	YES	
Heritage College-Ready Academy High School	Los Angeles	CA	2005	484	9	12	YES	
Huntington Park College-Ready Academy High School	Huntington Park	CA	2005	532	9	12	YES	
Richard Merkin Middle School	Los Angeles	CA	2005	409	6	8	YES	
College-Ready Academy High School Five	Los Angeles	CA	2006	347	9	11	YES	
College-Ready Academy High School Four	Los Angeles	CA	2006	363	9	11	YES	
Marc and Eva Stern Math and Science School	Los Angeles	CA	2006	443	9	11	YES	
College-Ready Academy High School Five	Los Angeles	CA	2007	300	9	10	YES	
College-Ready Academy High School Seven	Los Angeles	CA	2007	204	9	10	YES	
Jack H. Skirball Middle School	Los Angeles	CA	2007	255	6	7	YES	
College-Ready Middle Academy #3	Los Angeles	CA	2008	102	6	6	YES	

Total Number of Schools in 2008-09= 11 **Number of States= 1** **Total Enrollment= 3,941**



Notes:

- a. Data for 2004 to 2006 are estimates for student growth
- b. 2008 refers to the 2008-09 school year
- c. All Alliance for College Ready Public Schools enrollments are official October 1, 2008 enrollments (<http://dq.cde.ca.gov/dataquest/>)
- d. Years founded and grade levels provided by Kirsten Woo, Director, Assessment and Data Analysis Services, Alliance for College-Ready Public Schools.

Address
325 W. 12th Street
Dallas, Texas 75208

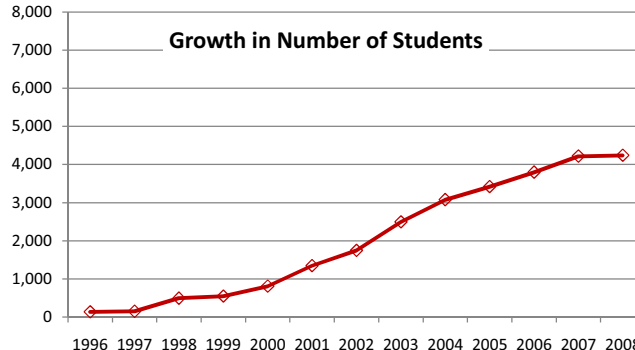
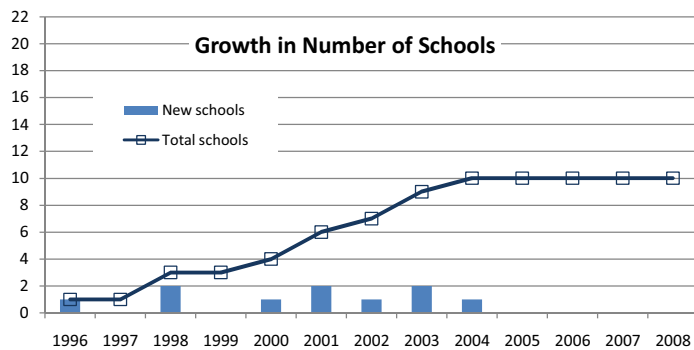
Telephone and Fax
Phone (214) 944-1985
Fax

Website and e-mail
www.americacan.net

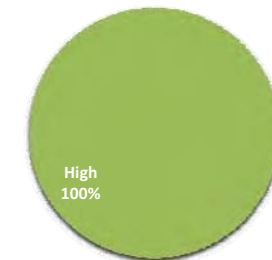
Year Founded
1996

School Name	City	State	Year Founded	2008 Enrollment	Grade Levels Served From	Grade Levels Served To	Charter School	Virtual School
Dallas Can Academy Ross Avenue	Dallas	TX	1996	384	9	12	YES	
Dallas Can Academy Oak Cliff	Dallas	TX	1998	528	9	12	YES	
Houston Can Academy Main	Houston	TX	1998	489	9	12	YES	
Texans Can Academy Dallas South Campus	Dallas	TX	2000	543	9	12	YES	
Houston Can Academy Hobby	Houston	TX	2001	388	9	12	YES	
Texans Can at Carrollton-Farmers	Dallas	TX	2001	370	9	12	YES	
Austin Can Academy	Austin	TX	2002	301	9	12	YES	
Fort Worth Can Academy Campus Drive	Fort Worth	TX	2003	476	9	12	YES	
Fort Worth Can Academy River Oaks	Fort Worth	TX	2003	362	9	12	YES	
San Antonio Can High School	San Antonio	TX	2004	399	9	12	YES	

Total Number of Schools in 2008-09= 10 **Number of States= 1** **Total Enrollment= 4,240**



Distribution of Schools by Level



Notes:
a. Data for 1996 to 2006 are estimates for student growth
b. 2008 refers to the 2008-09 school year
c. As of June 4, 2009, 2008-2009 Texas enrollments were not released. 2007-2008 enrollments are reported.

Address
1001 22nd Avenue
Oakland, CA 94606

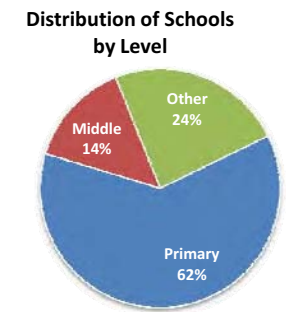
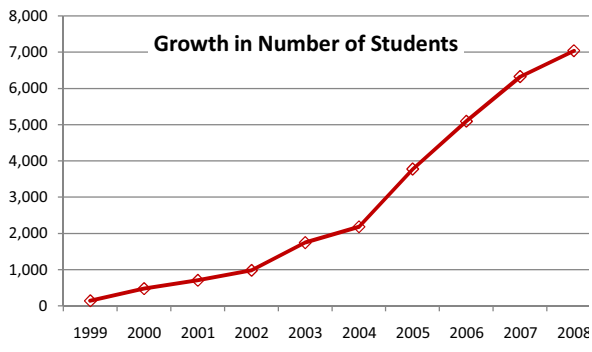
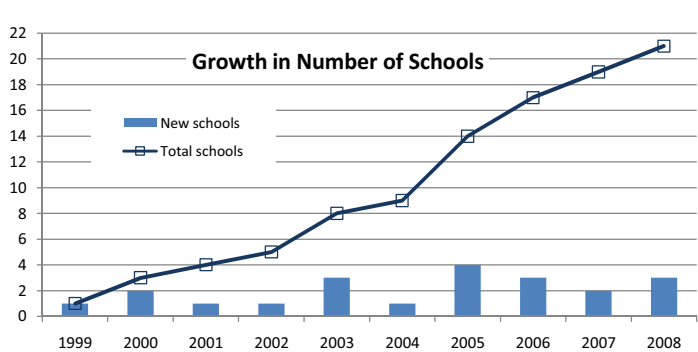
Telephone and Fax
Phone (510) 434-5000
Fax (510) 434-5010

Website and e-mail
www.aspirepublicschools.org
info@aspirepublicschools.org

Year Founded
1999

School Name	City	State	Year Founded	2008 Enrollment	Grade Levels Served		Charter School	Virtual School
					From	To		
Antonio Maria Lugo Academy	Stockton	CA	1999	348	k	5	YES	
Aspire Clarendon Elementary	Modesto	CA	2000	1025	k	12	YES	
Aspire Millsmont Secondary Academy	Oakland	CA	2008	225	6	10	YES	
Aspire Port City Academy	Oakland	CA	2000	351	k	5	YES	
Berkley Maynard Academy	Oakland	CA	2002	510	6	12	YES	
California College Preparatory Academy	Sacramento	CA	2003	237	k	8	YES	
Capitol Heights Academy	East Palo Alto	CA	2003	420	k	8	YES	
Centennial College Preparatory Academy	Stockton	CA	2003	539	6	12	YES	
East Palo Alto Charter School (EPACS)	Oakland	CA	2004	216	k	5	YES	
EPACS Phoenix Academy	Emeryville	CA	2005	198	7	10	YES	
Huntington Park Charter School	Huntington Park	CA	2008	181	k	4	YES	
Langston Hughes Academy	Stockton	CA	2008	200	6	8	YES	
Lionel Wilson College Preparatory Academy	Emeryville	CA	2005	384	k	6	YES	
Millsmont Academy	Huntington Park	CA	2005	197	k	5	YES	
Monarch Academy	Stockton	CA	2005	349	k	5	YES	
River Oaks Charter Academy	East Palo Alto	CA	2006	23	11	11	YES	
Rosa Parks Academy	Huntington Park	CA	2006	406	6	8	YES	
Summit Charter Academy	Modesto	CA	2006	447	k	8	YES	
The Benjamin Holt College Preparatory Academy	Stockton	CA	2001	348	k	5	YES	
University Charter School	Huntington Park	CA	2007	190	k	5	YES	
University Public School	Stockton	CA	2007	244	k	8	YES	

Total Number of Schools in 2008-09= 21
 Number of States= 1
 Total Enrollment= 7,038



Notes:
 a. Data for 1999 to 2006 are estimates for student growth
 b. 2008 refers to the 2008-09 school year
 c. All Aspire Public Schools enrollments are official October 1, 2008 enrollments (<http://dq.cde.ca.gov/dataquest/>)

Address
2250 E. Devon Avenue, Suite 215
Des Plaines, IL 60018

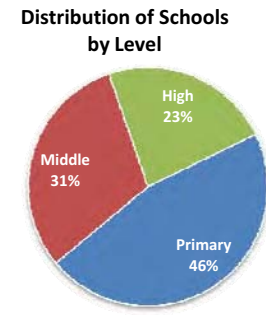
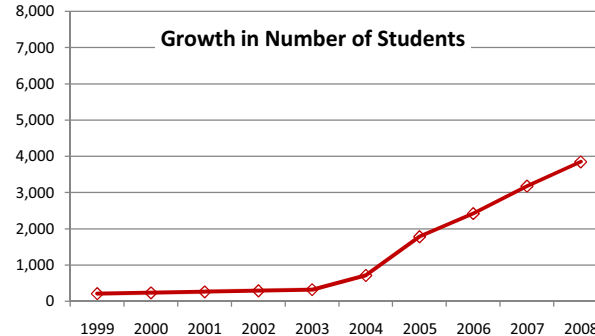
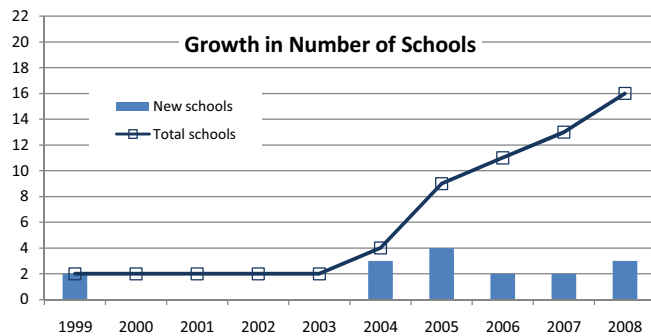
Telephone and Fax
Phone (847) 824-3380
Fax (847) 824-3382

Website and e-mail
www.conceptschools.org
contact@conceptschools.org

Year Founded
1999

School Name	City	State	Year Founded	2008 Enrollment	Grade Levels Served From	Grade Levels Served To	Charter School	Virtual School
Horizon Science Academy - Cleveland High School	Cleveland	OH	1999	514	9	12	YES	
Horizon Science Academy - Columbus High School	Columbus	OH	1999	334	9	12	YES	
Chicago Mathematics and Science Academy	Chicago	IL	2004	490	6	11	YES	
Horizon Science Academy - Dayton	Dayton	OH	2004	204	5	10	YES	
Horizon Science Academy - Toledo	Toledo	OH	2004	237	8	12	YES	
Horizon Science Academy - Cincinnati	Cincinnati	OH	2005	327	5	10	YES	
Horizon Science Academy - Cleveland Middle School	Cleveland	OH	2005	162	k	8	YES	
Horizon Science Academy - Denison	Cleveland	OH	2005	215	4	8	YES	
Horizon Science Academy - Springfield	Toledo	OH	2005	180	5	8	YES	
Noble Academy - Cleveland	Cleveland	OH	2006	230	k	7	YES	
Noble Academy - Columbus	Columbus	OH	2006	94	k	5	YES	
Horizon Science Academy - Columbus Middle School	Columbus	OH	2007	171	6	8	YES	
Indiana Math and Science Academy - Indianapolis	Indianapolis	IN	2007	230	6	9	YES	
Horizon Science Academy - Cleveland Elementary School	Cleveland	OH	2008	139	k	5	YES	
Horizon Science Academy - Columbus Elementary School	Columbus	OH	2008	200	k	5	YES	
Horizon Science Academy - Denison Elementary School	Cleveland	OH	2008	122	k	5	YES	

Total Number of Schools in 2008-09= 16 **Number of States= 3** **Total Enrollment= 3,849**



Notes:

- a. Data for 1999 to 2006 are estimates for student growth
- b. 2008 refers to the 2008-09 school year
- c. Horizon Science Academy - Columbus Elementary School enrollment provided by Director of School, Mr. Alper, on June 2, 2009.
- d. Illinois enrollments were provided by Ali Uslu, Chief Academic Officer, Concept Schools. Ohio enrollments provided by the Ohio Education Association. Indiana enrollments are official 2008 enrollments (<http://mustang.doe.state.in.us/SEARCH/schletter.cfm?letter=P>).

Constellation Schools

Large Company: Managing 10 or More Schools

2008-09

Address
5983 West 54th Street
Parma, Ohio 44129

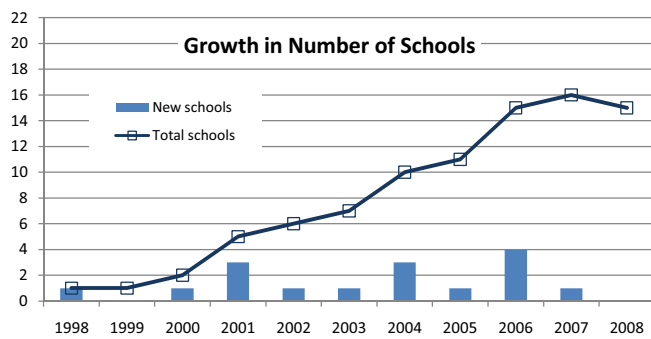
Telephone and Fax
Phone (440) 845-7688
Fax (440) 845-7689

Website and e-mail
www.constellationschools.org

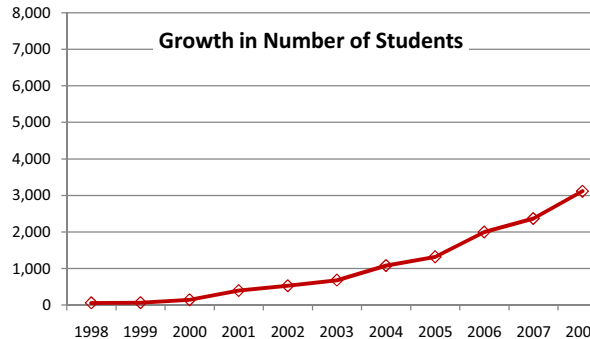
Year Founded
1998

School Name	City	State	Year Founded	2008 Enrollment	Grade Levels Served From	Grade Levels Served To	Charter School	Virtual School
Old Brooklyn Community Elementary	Cleveland	OH	1998	244	k	4	YES	
Parma Community Elementary	Cleveland	OH	2000	654	k	12	YES	
Elyria Community Elementary	Elyria	OH	2001	251	k	9	YES	
Lorain Community Elementary	Lorain	OH	2001	182	k	4	YES	
Westpark Community Elementary	Cleveland	OH	2001	271	k	4	YES	
Mansfield Community Elementary	Mansfield	OH	2002	201	k	8	YES	
Puritas Community Elementary	Cleveland	OH	2003	199	k	4	YES	
Madison Community Elementary	Cleveland	OH	2004	233	k	8	YES	
Stockyard Community Elementary	Cleveland	OH	2004	247	k	6	YES	
Westpark Community Middle	Cleveland	OH	2005	130	5	9	YES	
Lorain Community Middle	Lorain	OH	2006	106	5	9	YES	
Old Brooklyn Community Middle	Cleveland	OH	2006	137	5	9	YES	
Outreach Academy for Students with Disabilities	Cleveland	OH	2006	47	k	12	YES	
Puritas Community Middle	Cleveland	OH	2006	101	5	9	YES	
Westside Community School of the Arts	Cleveland	OH	2007	115	k	9	YES	

Total Number of Schools in 2008-09= 15 **Number of States= 1** **Total Enrollment= 2,855**

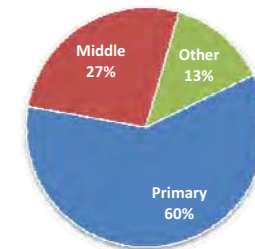


Data for 1999 to 2006 are estimates for student growth



2008 refers to the 2008-09 school year

Distribution of Schools by Level



Notes:

- a. Data for 1999 to 2006 are estimates for student growth
- b. 2008 refers to the 2008-09 school year
- c. Lorain Gifted Academy is no longer in operation, closed in June 2008 due to "rising operating costs" (<http://www.nagc.org/index.aspx?id=3758>)
- d. All enrollments provided by Ohio Education Association

Address
9431 W. Sam Houston Parkway
Houston, Texas 77099

Telephone and Fax
Phone (713) 343-3333
Fax (713) 777-8555

Website and e-mail
harmonyschools.org
info@hsatx.org

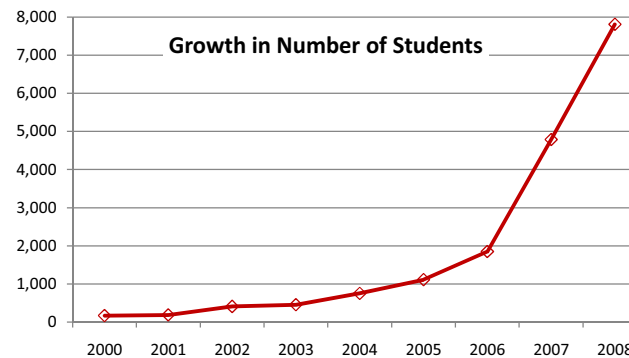
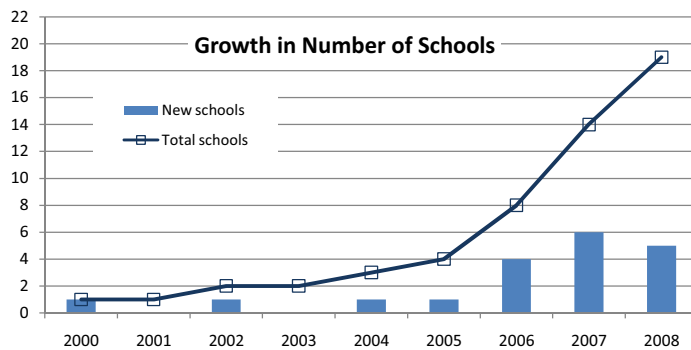
Year Founded
2000

School Name	City	State	Year Founded	2008 Enrollment	Grade Levels Served From	Grade Levels Served To	Charter School	Virtual School
Harmony Science Academy - Houston	Houston	TX	2000	337	6	12	YES	
Harmony Science Academy - Austin	Austin	TX	2002	289	6	12	YES	
Harmony Science Academy - Dallas	Dallas	TX	2004	636	k	11	YES	
Harmony School of Innovation - Houston	Houston	TX	2005	435	k	6	YES	
Harmony School of Excellence - Houston	Houston	TX	2006	463	k	9	YES	
Harmony Science Academy - El Paso	El Paso	TX	2006	463	k	9	YES	
Harmony Science Academy - Fort Worth	Fort Worth	TX	2006	412	k	9	YES	
Harmony Science Academy - San Antonio	San Antonio	TX	2006	371	k	9	YES	
Harmony Science Academy - Beaumont	Beaumont	TX	2007	227	k	8	YES	
Harmony Science Academy - Bryan College Station	Bryan	TX	2007	213	k	8	YES	
Harmony Science Academy - Houston NW	Houston	TX	2007	242	k	8	YES	
Harmony Science Academy - Lubbock	Lubbock	TX	2007	184	k	8	YES	
Harmony Science Academy - Waco	Waco	TX	2007	235	k	8	YES	
Harmony Science Academy - Waco	San Antonio	TX	2007	371	k	9	YES	
Harmony School of Science - Austin	Austin	TX	2008	413	k	8	YES	
Harmony Science Academy - Brownsville	Brownsville	TX	2008	900	k	9	YES	
Harmony Science Academy - Grand Prairie	Grand Prairie	TX	2008	441	k	9	YES	
Harmony Science Academy - Laredo	Laredo	TX	2008	900	k	9	YES	
Harmony Science Academy - North Austin	Pflugerville	TX	2008	275	4	10	YES	

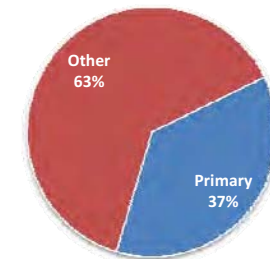
Total Number of Schools in 2008-09= 19

Number of States= 1

Total Enrollment= 7,807



Distribution of Schools by Level



Notes:

- a. Data for 1999 to 2006 are estimates for student growth
- b. 2008 refers to the 2008-09 school year
- c. Enrollment for Harmony School of Science was provided via email from school email account on May 29, 2009.
- d. Enrollment for Harmony Science Academy Brownsville and Laredo campuses were reported from charterstexas.org website.
- e. Enrollment for Harmony Science Academy North Austin recorded from greatschools.net.

Address
350 South Figueroa Street, Suite 213
Los Angeles, California 90071

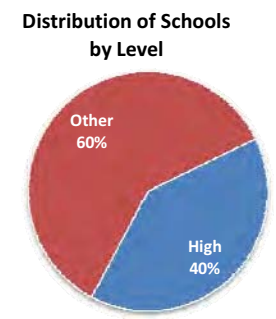
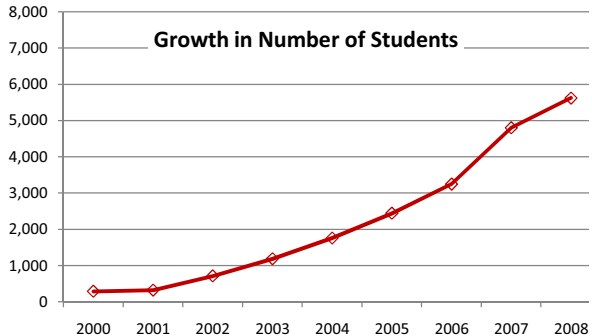
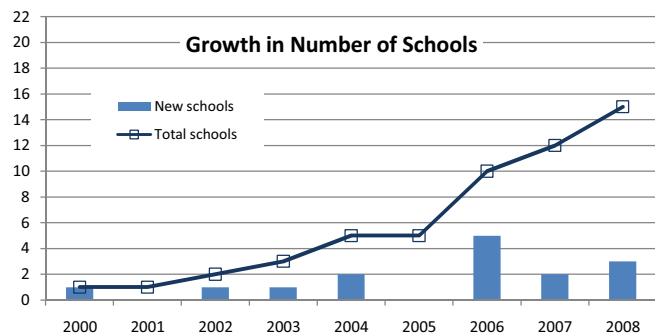
Telephone and Fax
Phone (213) 621-0276
Fax (213) 621-4419

Website and e-mail
www.greendot.org

Year Founded
2000

School Name	City	State	Year Founded	2008 Enrollment	Grade Levels Served From	Grade Levels Served To	Charter School	Virtual School
Animo Leadership Charter High School	Inglewood	CA	2000	573	9	12	YES	
Animo Inglewood Charter High School	Inglewood	CA	2002	531	9	12	YES	
Oscar de la Hoya Animo Charter High School	Los Angeles	CA	2003	554	9	12	YES	
Animo South Los Angeles Charter High School	Los Angeles	CA	2004	531	9	12	YES	
Animo Venice	Los Angeles	CA	2004	552	9	12	YES	
Animo Film & Theatre Arts Charter High School	Los Angeles	CA	2006	154	9	12	YES	
Animo Jackie Robinson	Los Angeles	CA	2006	412	9	11	YES	
Animo Justice	Los Angeles	CA	2006	396	9	11	YES	
Animo Pat Brown	Los Angeles	CA	2006	403	9	11	YES	
Animo Ralph Bunche Charter High School	Los Angeles	CA	2006	409	9	11	YES	
Animo Locke Tech Charter High School	Los Angeles	CA	2007	288	9	10	YES	
Animo Watts Two Charter High School	Los Angeles	CA	2007	312	9	10	YES	
Animo Locke 1	Los Angeles	CA	2008	176	9	9	YES	
Animo Locke 2	Los Angeles	CA	2008	168	9	9	YES	
Animo Locke 3	Los Angeles	CA	2008	163	9	9	YES	

Total Number of Schools in 2008-09= 15 **Number of States= 1** **Total Enrollment= 5,622**



Notes:
a. Data for 2000 to 2006 are estimates for student growth
b. 2008 refers to the 2008-09 school year
c. All enrollments for Green Dot Public Schools are official October 1, 2008 enrollments (<http://dq.cde.ca.gov/dataquest/>)

Address
5150 W. Goldleaf Circle, Suite 401
Los Angeles, CA 90056

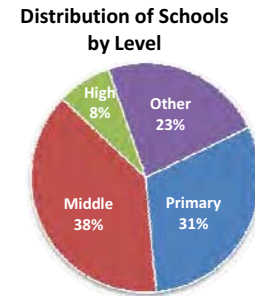
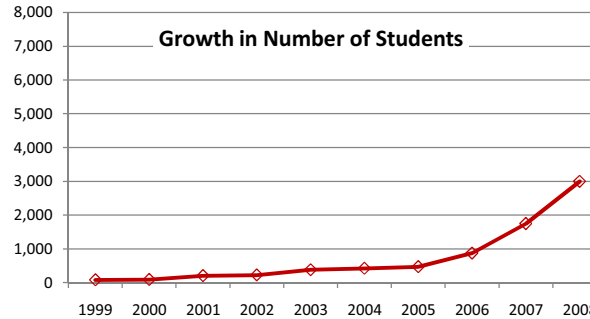
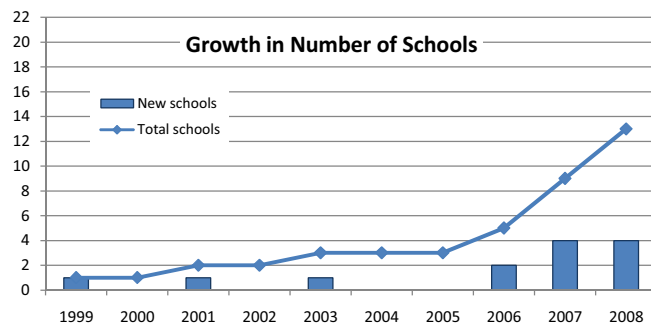
Telephone and Fax
Phone (323) 290-6900
Fax (323) 293-9092

Website and e-mail
www.icefla.org

Year Founded
1994

School Name	City	State	Year Founded	2008 Enrollment	Grade Levels Served From	Grade Levels Served To	Charter School	Virtual School
View Park Preparatory Accelerated Charter Elementary	Los Angeles	CA	1999	428	k	5	YES	
View Park Preparatory Accelerated Charter Middle	Los Angeles	CA	2001	324	6	8	YES	
View Park Preparatory Accelerated Charter High School	Los Angeles	CA	2003	392	9	12	YES	
Frederick Douglass Academy Charter High School	Los Angeles	CA	2006	296	9	11	YES	
Frederick Douglass Academy Charter Middle School	Los Angeles	CA	2006	276	6	8	YES	
Lou Dantzer Preparatory Charter High	Los Angeles	CA	2007	166	9	10	YES	
Lou Dantzer Preparatory Charter Middle	Los Angeles	CA	2007	207	6	7	YES	
Thurgood Marshall Charter High	Los Angeles	CA	2007	132	9	10	YES	
Thurgood Marshall Charter Middle	Los Angeles	CA	2007	194	6	7	YES	
Frederick Douglass Academy Charter Elementary School	Los Angeles	CA	2008	95	k	1	YES	
ICEF Vista Elementary Academy	Los Angeles	CA	2008	253	k	5	YES	
ICEF Vista Middle Academy	Los Angeles	CA	2008	143	6	8	YES	
Lou Dantzer Preparatory Charter Elementary	Los Angeles	CA	2008	91	k	1	YES	

Total Number of Schools in 2008-09= 13 **Number of States= 1** **Total Enrollment= 2,997**



- Notes:
- a. Data for 1999 to 2006 are estimates for student growth
 - b. 2008 refers to the 2008-09 school year
 - c. ICEF Public Schools opened four schools in 2008, which moved ICEF from the medium sized category to the large.
 - d. All ICEF Public Schools enrollments are official October 1, 2008 enrollments (<http://dq.cde.ca.gov/dataquest/>)

Address
 135 Main Street, Suite 1700
 San Francisco, California 94105

Telephone and Fax
 Phone (866) 345-5477
 Fax (415) 348-0588

Website and e-mail
 www.kipp.org
 info@kipp.org

Year Founded
 1999

School Name	City	State	Year Founded	2008 Enrollment	Grade Levels Served		Charter School	Virtual School
					From	To		
KIPP Academy	Houston	TX	1995	261	5	8	YES	
KIPP Academy New York	New York	NY	1995	257	5	8	YES	
KIPP 3D Academy	Houston	TX	2001	339	5	8	YES	
KIPP Gaston College Preparatory	Gaston	NC	2001	631	k	11	YES	
KIPP Austin College Prep	Austin	TX	2002	365	5	8	YES	
KIPP DC KEY Academy	Washington DC	DC	2002	320	5	8	YES	
KIPP Delta College Preparatory School	Helena	AR	2002	253	5	8	YES	
KIPP DIAMOND Academy	Memphis	TN	2002	280	5	8	YES	
KIPP Reach College Preparatory	Oklahoma City	OK	2002	269	5	8	YES	
KIPP Sunshine Peak Academy	Denver	CO	2002	360	5	8	YES	
KIPP Ujima Village Academy	Baltimore	MD	2002	317	5	8	YES	
TEAM Academy	Newark	NJ	2002	621	5	9	YES	
KIPP Academy of Opportunity	Los Angeles	CA	2003	344	5	8	YES	
KIPP Adelante Preparatory Academy	San Diego	CA	2003	353	5	8	YES	
KIPP Ascend Charter School	Chicago	IL	2003	318	5	8	YES	
KIPP Aspire Academy	San Antonio	TX	2003	353	5	8	YES	
KIPP Bayview Academy	San Francisco	CA	2003	244	5	8	YES	
KIPP LA Prep	Los Angeles	CA	2003	320	5	8	YES	
KIPP Philadelphia Charter School	Philadelphia	PA	2003	318	5	8	YES	
KIPP San Francisco Bay Academy	San Francisco	CA	2003	314	5	8	YES	
KIPP South Fulton Academy	Atlanta	GA	2003	300	5	8	YES	
KIPP STAR College Prep Charter School	New York	NY	2003	360	5	8	YES	
KIPP Summit Academy	San Lorenzo	CA	2003	385	5	8	YES	
KIPP Truth Academy	Dallas	TX	2003	197	5	8	YES	
KIPP WAYS Academy	Atlanta	GA	2003	319	5	8	YES	
Freedom Academy Charter School	Newark	NJ	2004	257	5	8	YES	
KIPP Academy Fresno	Fresno	CA	2004	338	5	8	YES	
KIPP Academy Lynn Charter School	Lynn	MA	2004	327	5	8	YES	
KIPP Heartwood Academy	San Jose	CA	2004	360	5	8	YES	
KIPP Houston High School	Houston	TX	2004	370	9	12	YES	
KIPP Indianapolis College Preparatory	Indianapolis	IN	2004	238	5	8	YES	
KIPP SHINE Prep	Houston	TX	2004	435	k	5	YES	
KIPP Academy Nashville	Nashville	TN	2005	203	5	8	YES	
KIPP AMP Academy	New York	NY	2005	330	5	8	YES	
KIPP DC AIM Academy	Washington DC	DC	2005	320	5	8	YES	
KIPP Infinity Charter School	New York	NY	2005	330	5	8	YES	
KIPP Tech Valley	Albany	NY	2005	360	5	8	YES	
KIPP Tulsa College Preparatory	Tulsa	OK	2005	252	5	8	YES	
KIPP Believe College Prep	New Orleans	LA	2006	254	5	8	YES	
KIPP DC WILL Academy	Washington DC	DC	2006	540	5	7	YES	
KIPP DREAM Prep	Houston	TX	2006	217	k	5	YES	

KIPP Foundation (cont.)

Large Company: Managing 10 or More Schools

2008-09

Address
135 Main Street, Suite 1700
San Francisco, California 94105

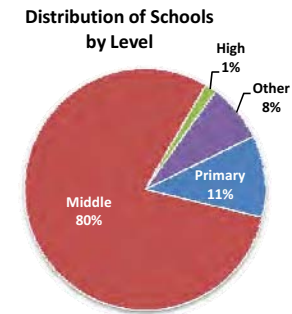
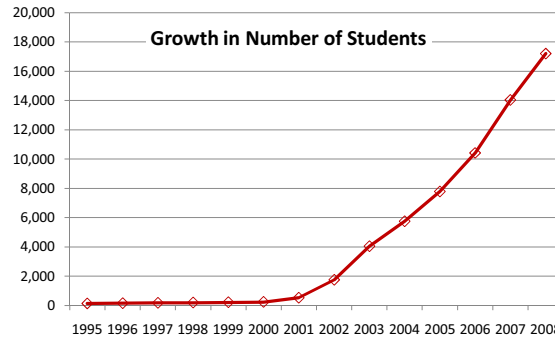
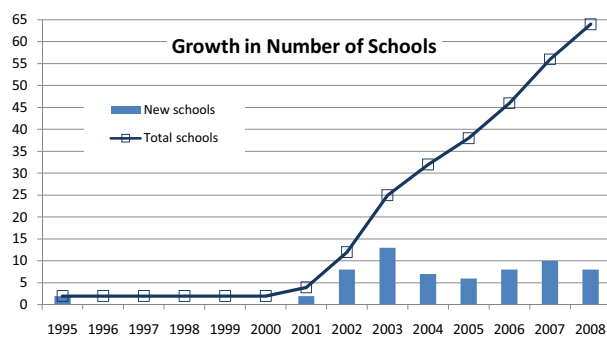
Telephone and Fax
Phone (866) 345-5477
Fax (415) 348-0588

Website and e-mail
www.kipp.org
info@kipp.org

Year Founded
1999

School Name	City	State	Year Founded	2008 Enrollment	Grade Levels Served		Charter School	Virtual School
					From	To		
KIPP LEAD College Prep Charter School	Gary	IN	2006	209	5	7	YES	
KIPP Liberation College Prep	Houston	TX	2006	84	6	7	YES	
KIPP McDonogh Fifteen School for the Creative Arts	New Orleans	LA	2006	466	k	8	YES	
KIPP Spirit College Prep	Houston	TX	2006	78	6	7	YES	
Rise Academy	Newark	NJ	2006	360	5	7	YES	
KIPP Academy Charlotte	Charlotte	NC	2007	182	5	6	YES	
KIPP Bridge Charter School	Oakland	CA	2007	234	5	8	YES	
KIPP Central City Academy	New Orleans	LA	2007	95	5	7	YES	
KIPP DC LEAP Academy	Washington DC	DC	2007	192	k	1	YES	
KIPP Delta Collegiate	Helena	AR	2007	109	9	11	YES	
KIPP Endeavor Academy	Kansas City	MO	2007	200	5	6	YES	
KIPP King Collegiate High School	San Lorenzo	CA	2007	185	9	10	YES	
KIPP Polaris Academy	Houston	TX	2007	81	5	6	YES	
KIPP Sharpstown College Prep	Houston	TX	2007	89	5	6	YES	
Newark Collegiate Academy	Newark	NJ	2007	215	9	11	YES	
KIPP Austin Collegiate	Austin	TX	2008	95	5	5	YES	
KIPP Central City Primary	New Orleans	LA	2008	95	k	1	YES	
KIPP Intrepid Preparatory	Houston	TX	2008	101	5	5	YES	
KIPP Journey	Columbus	OH	2008	64	5	5	YES	
KIPP Raices Academy	Los Angeles	CA	2008	101	k	k	YES	
KIPP San Jose Collegiate	San Jose	CA	2008	88	9	9	YES	
KIPP SHARP College Preparatory	Houston	TX	2008	288	k	2	YES	
KIPP STAND Academy	Minneapolis	MN	2008	71	5	5	YES	

Total Number of Schools in 2008-09= 64 **Number of States= 20** **Total Enrollment= 17,211**



Notes:

- a. Data for 1995 to 2006 are estimates for student growth
- a. KIPP Pride High was profiled in 2007, but is not profiled in the current report. According to NC Charter School Office Director Jack Moyer, Pride High is part of Gaston College Prep (email, March 23, 2009)
- b. 2008 OK enrollments were not available; 2007-2008 Oklahoma enrollments reported
- c. 2007-2008 Texas enrollments reported (2008 unavailable as of June 1, 2009)
- d. Rise Academy, Endeavor Academy, and Newark Collegiate enrollments from schools' websites.
- e. Intrepid Preparatory and SHARP College Preparatory enrollments from www.charterstexas.org
- f. Louisiana's McDonogh 15 Academies reported as one school, as was reported in New Orleans Parents' Guide to Public Schools (2009)
- g. The scales for the line graphs above have been modified to accommodate KIPP's schools and total enrollment

Address
1661 Worcester Road, Suite 207
Framington, Massachusetts 01701

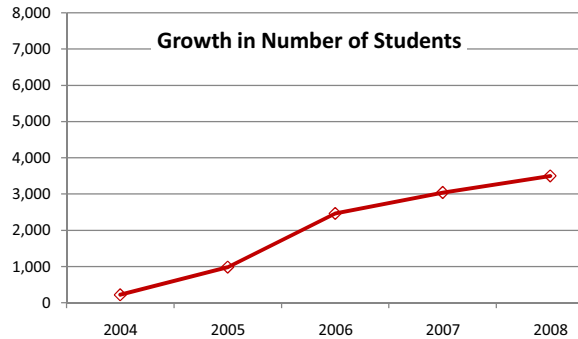
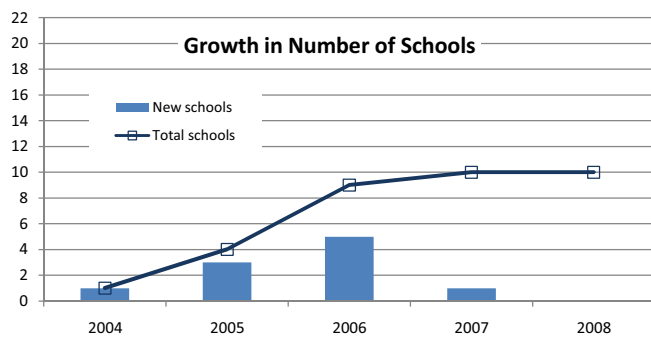
Telephone and Fax
Phone (508) 626-0901
Fax (508) 626-0905

Website and e-mail
www.lighthouse-academies.org
info@lighthouse-academies.org

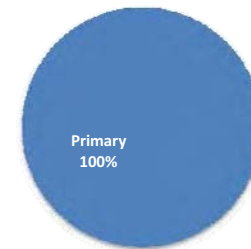
Year Founded
2004

School Name	City	State	Year Founded	2008 Enrollment	Grade Levels Served From	Grade Levels Served To	Charter School	Virtual School
Bronx Lighthouse Charter School	New York	NY	2004	180	k	4	YES	
Gary Lighthouse Charter School	Gary	IN	2005	676	k	8	YES	
Indianapolis Lighthouse Charter School	Indianapolis	IN	2005	530	k	8	YES	
Potomac Lighthouse Public Charter School	Washington DC	DC	2005	259	k	6	YES	
Bronzeville Lighthouse Charter School	Chicago	IL	2006	349	k	6	YES	
Cleveland Lighthouse Community School	Cleveland	OH	2006	232	k	3	YES	
East Chicago Lighthouse Charter School	Gary	IN	2006	292	k	6	YES	
Villaview Lighthouse Community School	Cleveland	OH	2006	76	k	6	YES	
West Gary Lighthouse Charter School	Gary	IN	2006	504	k	7	YES	
Monument Lighthouse Charter School	Indianapolis	IN	2007	401	k	7	YES	

Total Number of Schools in 2008-09= 10 **Number of States= 5** **Total Enrollment= 3,499**



Distribution of Schools by Level



Notes:

- a. Data for 2004 to 2006 are estimates for student growth
- b. 2008 refers to the 2008-09 school year
- c. Illinois enrollments are official 2007 enrollments. Ohio enrollments provided by the Ohio Education Association. Indiana enrollments are official 2008 enrollments (<http://mustang.doe.state.in.us/SEARCH/schletter.cfm?letter=P>)

PPEP and Affiliates

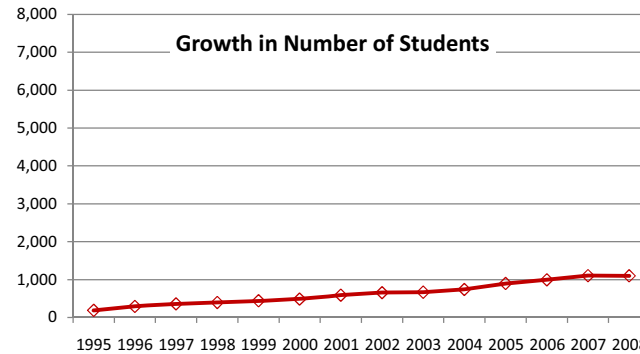
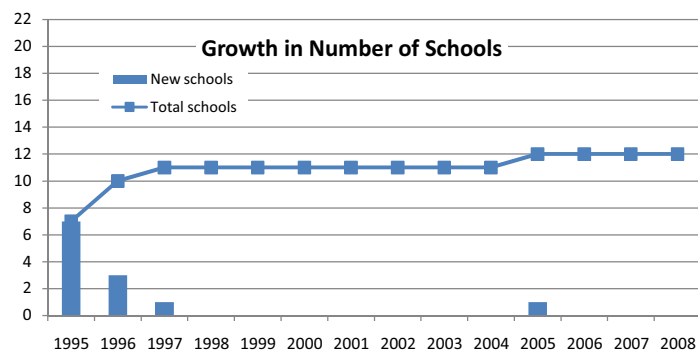
Large Company: Managing 10 or More Schools

2008-09

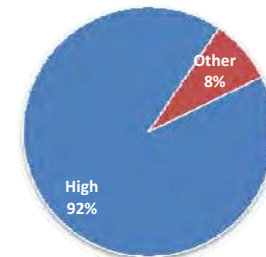
Address	Telephone and Fax	Website and e-mail	Year Founded
1840 E. Benson Highway Tucson, Arizona 85714	Phone (520) 294-6997 Fax (520) 294-7738	www.ppep.org	1995

School Name	City	State	Year Founded	2008 Enrollment	Grade Levels Served		Charter School	Virtual School
					From	To		
PPEP TEC - Celestino Fernandez Learning Center	Tucson	AZ	1995	307	9	12	YES	
PPEP TEC - Cesar Chavez Learning Center	San Luis	AZ	1995	132	10	12	YES	
PPEP TEC - Colin L. Powell Learning Center	Tucson	AZ	1995	65	10	12	YES	
PPEP TEC - Jose Yopez Learning Center	Somerton	AZ	1995	103	10	12	YES	
PPEP TEC - Lito Pena Learning Center	Avondale	AZ	1995	98	10	12	YES	
PPEP TEC - Raul H. Castro Learning Center	Tucson	AZ	1995	71	12	12	YES	
PPEP TEC - Victor Soltero Learning Center	Tucson	AZ	1995	90	11	12	YES	
PPEP TEC - Alice S. Paul Learning Center	Casa Grande	AZ	1996	53	10	12	YES	
PPEP TEC - John David Arnold Learning Center	Tucson	AZ	1996	66	10	12	YES	
PPEP TEC - Manuel Borjorquez Learning Center	Bisbee	AZ	1996	34	10	12	YES	
PPEP TEC - Eugene Lopez Learning Center	Willcox	AZ	1997	22	unknown	unknown	YES	
PPEC TEC - Robles Junction Learning Center	Tucson	AZ	2005	59	9	12	YES	

Total Number of Schools in 2008-09= 12
Number of States= 1
Total Enrollment= 1,100



Distribution of Schools by Level



Notes:
a. Data for 1995 to 2006 are estimates for student growth
b. 2008 refers to the 2008-09 school year
c. All enrollments are official 2008 enrollments (<http://www.ade.state.az.us/edd/>)

Address

9150 FM 78, Suite 7
Converse, Texas 78109

Telephone and Fax

Phone (210) 658-6848
Fax (210) 658-7820

Website and e-mail

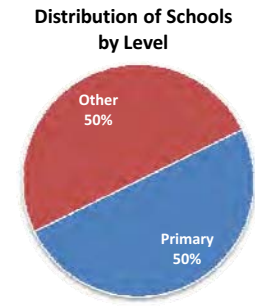
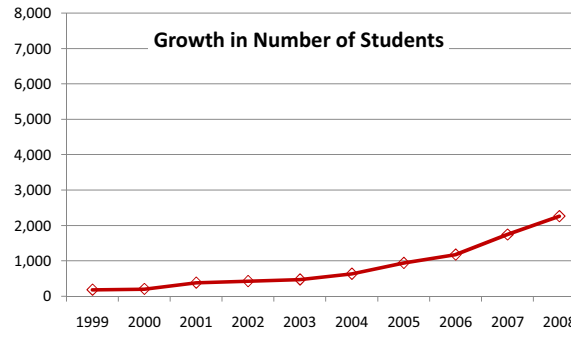
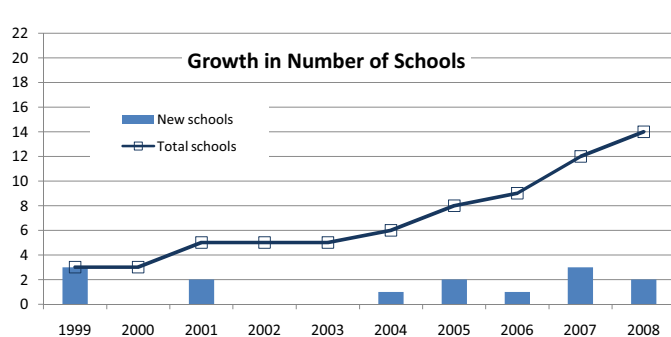
www.shekinah-edu.com

Year Founded

1999

School Name	City	State	Year Founded	2008 Enrollment	Grade Levels Served From	To	Charter School	Virtual School
Radiance Academy of Learning - Westlakes Campus	San Antonio	TX	1999	325	k	12	YES	
Radiance Academy of Learning	San Antonio	TX	1999	125	k	12	YES	
Shekinah Radiance Academy	San Antonio	TX	1999	120	k	5	YES	
Shekinah Radiance Academy - Hope	San Antonio	TX	2001	115	k	5	YES	
Shekinah Radiance Academy - Walzem	San Antonio	TX	2001	225	k	12	YES	
Shekinah Radiance Academy - Abundant Life Campus	San Antonio	TX	2004	275	k	12	YES	
Radiance Academy of Learning- Main Campus	La Marque	TX	2005	373	k	12	YES	
Shekinah Radiance Academy - West Columbia	West Columbia	TX	2005	175	k	12	YES	
Radiance Academy of Learning- Del Rio	Del Rio	TX	2006	175	6	12	YES	
Radiance Academy of Learning- Daystar Campus	San Antonio	TX	2007	45	k	6	YES	
Radiance Academy of Learning- International Campus	San Antonio	TX	2007	120	k	8	YES	
Radiance Academy of Learning - Abundant Life	San Antonio	TX	2007	95	k	6	YES	
Shekinah Radiance Academy - Seagoville	Seagoville	TX	2008	40	k	6	YES	
Shekinah Radiance Academy - VOSP	Houston	TX	2008	60	k	1	YES	

Total Number of Schools in 2008-09= 14
 Number of States= 1
 Total Enrollment= 2,268



Notes:

- a. Data for 1999 to 2006 are estimates for student growth
- b. 2008 refers to the 2008-2009 school year
- c. As of August 4, 2009, 2008 Texas enrollments were not available. Enrollments reported by Maggie Eckhoff, Shekinah Learning Institute.

Summit Academy Management

Large Company: Managing 10 or More Schools

2008-09

Address
175 Montrose West Avenue
Copley, OH 44321

Telephone and Fax
Phone (330) 670-8470
Fax (330) 670-8280

Website and e-mail
www.summitacademies.com

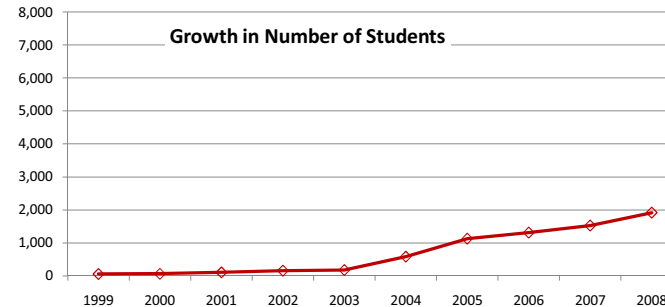
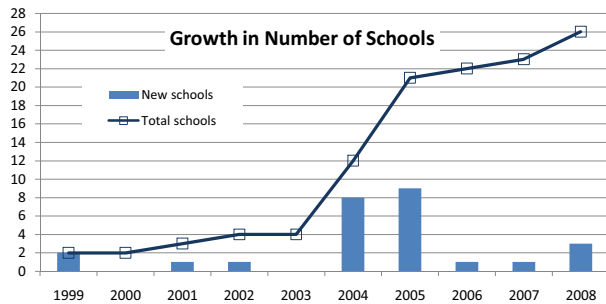
Year Founded
1999

School Name	City	State	Year Founded	2008 Enrollment	Grade Levels Served From	Grade Levels Served To	Charter School	Virtual School
Community School for Alt Learners of Akron	Akron	OH	1999	108	Ungraded	Ungraded	YES	
Summit Academy Middle Akron	Akron	OH	1999	48	Ungraded	Ungraded	YES	
Summit Academy Xenia	Xenia	OH	2001	44	Ungraded	Ungraded	YES	
Summit Academy Middle School Youngstown	Youngstown	OH	2002	143	Ungraded	Ungraded	YES	
Summit Academy Secondary Akron	Akron	OH	2004	57	Ungraded	Ungraded	YES	
Summit Academy Canton	Canton	OH	2004	80	Ungraded	Ungraded	YES	
Summit Academy Secondary Canton	Cincinnati	OH	2004	44	Ungraded	Ungraded	YES	
Summit Academy Cincinnati	Cincinnati	OH	2004	60	Ungraded	Ungraded	YES	
Summit Academy Columbus	Columbus	OH	2004	37	Ungraded	Ungraded	YES	
Summit Academy Dayton	Columbus	OH	2004	49	Ungraded	Ungraded	YES	
Summit Academy Secondary School Parma	Cleveland	OH	2004	168	Ungraded	Ungraded	YES	
Summit Academy Toledo	Dayton	OH	2004	132	Ungraded	Ungraded	YES	
Summit Academy Lorain	Lorain	OH	2005	142	Ungraded	Ungraded	YES	
Summit Academy Middle School Lorain	Lorain	OH	2005	58	Ungraded	Ungraded	YES	
Summit Academy Middletown	Lorain	OH	2005	148	Ungraded	Ungraded	YES	
Summit Academy Secondary School Middletown	Middletown	OH	2005	47	Ungraded	Ungraded	YES	
Summit Academy Painesville	Painesville	OH	2005	57	Ungraded	Ungraded	YES	
Summit Academy Secondary School Toledo	Toledo	OH	2005	54	Ungraded	Ungraded	YES	
Summit Academy Warren	Warren	OH	2005	101	Ungraded	Ungraded	YES	
Summit Academy Middle School Warren	Warren	OH	2005	65	Ungraded	Ungraded	YES	
Summit Academy Secondary Youngstown	Youngstown	OH	2005	97	Ungraded	Ungraded	YES	
Summit Academy Middle School Columbus	Columbus	OH	2006	30	Ungraded	Ungraded	YES	
Summit Academy Transitional HS Columbus	Columbus	OH	2007	30	Ungraded	Ungraded	YES	
Summit Academy Transitional HS Cincinnati	Cincinnati	OH	2008	35	Ungraded	Ungraded	YES	
Summit Academy Transitional HS Dayton	Dayton	OH	2008	38	Ungraded	Ungraded	YES	
Summit Academy Secondary Lorain	Lorain	OH	2008	42	Ungraded	Ungraded	YES	

Total Number of Schools in 2008-09= 26

Number of States= 1

Total Enrollment= 1,914



Distribution of Schools by Level



Notes:

- a. Data for 1999 to 2006 are estimates for student growth for student growth
- b. 2008 refers to the 2008-09 school year
- c. Summit Academy Schools enrollments were retrieved September 2009 from http://ilrc.ode.state.oh.us/schools/Comm_School_list.asp.
- d. When "Year Founded" was unknown, the earliest year reporting data on the website above was entered.
- e. The scale for the line graph above was modified to accommodate the Summit Academy Management's number of schools

Address
826 Broadway, 9th Floor
New York, New York 10003

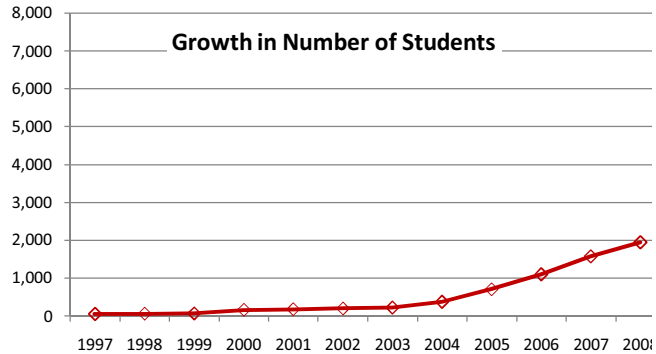
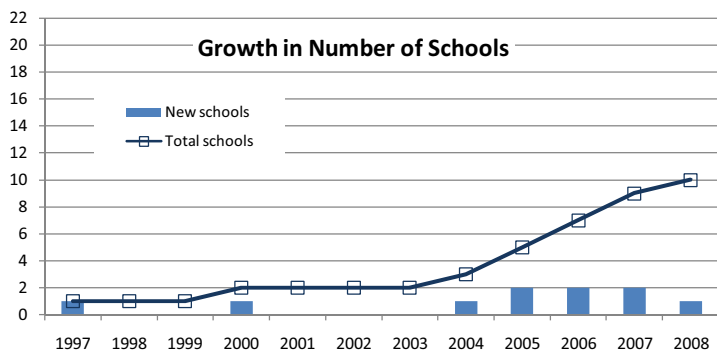
Telephone and Fax
Phone (212) 844-3584
Fax (212) 598-4076

Website and e-mail
www.uncommonschools.org
info@uncommonschools.org

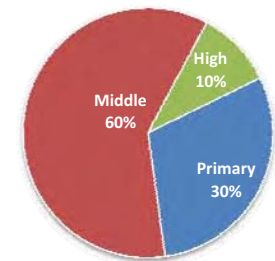
Year Founded
1997

School Name	City	State	Year Founded	2008 Enrollment	Grade Levels Served From	Grade Levels Served To	Charter School	Virtual School
North Star Academy - Downtown Campus Middle School	Newark	NJ	1997	201	5	8	YES	
North Star Academy - Downtown Campus High School	Newark	NJ	2000	115	9	12	YES	
Excellence Charter School of Bedford Stuyvesant	New York	NY	2004	288	k	5	YES	
Noth Star Academy - Clinton Hill Campus Middle School	Newark	NJ	2005	289	5	8	YES	
Williamsburg Collegiate Charter School	New York	NY	2005	240	5	8	YES	
Leadership Prep Bedford Stuyvesant Charter School	New York	NY	2006	248	k	3	YES	
True North Rochester Preparatory Charter School	Rochester	NY	2006	208	5	7	YES	
Kings Collegiate Charter School	New York	NY	2007	135	5	6	YES	
North Star Academy - Vailsburg Campus Elementary School	Newark	NJ	2007	152	k	1	YES	
Bedford Stuyvesant Collegiate Charter School	New York	NY	2008	75	5	5	YES	

Total Number of Schools in 2008-09= 10 **Number of States= 2** **Total Enrollment= 1,951**



Distribution of Schools by Level



Notes:

- a. Data for 1997 to 2006 are estimates for student growth
- b. 2008 refers to the 2008-09 school year
- c. Official NJ 2008-2009 enrollments were not available as of August 2009. Enrollments reported were sent by Julie Shah, Associate Director of Development and Marketing, Uncommon Schools.

Address
850 W. Jackson Boulevard, Suite 275
Chicago, Illinois 60607

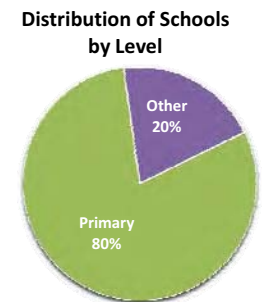
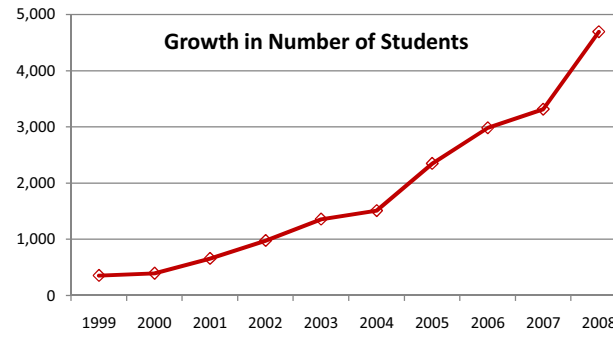
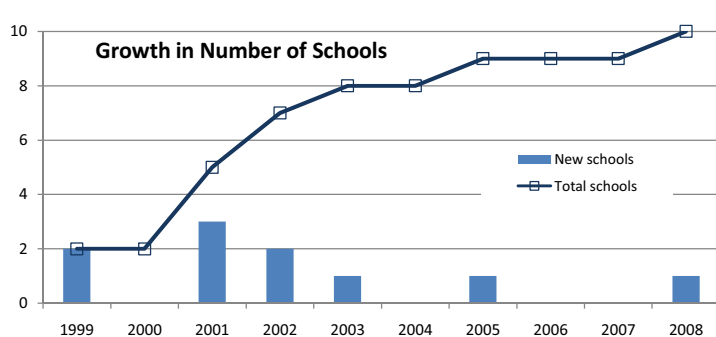
Telephone and Fax
Phone (312) 226-3355
Fax (312) 226-1027

Website and e-mail
www.aqs.org
mbakalis@aq.s.org

Year Founded
1999

School Name	City	State	Year Founded	2008 Enrollment	Grade Levels Served From	Grade Levels Served To	Charter School	Virtual School
Austin Business and Entrepreneurship Academy High School	Chicago	IL	1999	295	9	10	YES	
Chicago International Charter School - Avalon Campus	Chicago	IL	1999	340	k	8	YES	
Chicago International Charter School - Bucktown Campus	Chicago	IL	2001	650	k	8	YES	
Chicago International Charter School - Washington Park Campus	Chicago	IL	2001	400	k	8	YES	
Passages Charter School	Chicago	IL	2001	229	k	5	YES	
Chicago International Charter School - Prairie Campus	Chicago	IL	2002	410	k	8	YES	
Chicago International Charter School - West Belden Campus	Chicago	IL	2002	500	k	8	YES	
Thea Bowman Leadership Academy	Gary	IN	2003	1300	k	11	YES	
East Chicago Urban Enterprise Academy Campus	East Chicago	IN	2005	382	k	7	YES	
Plato Learning Academy	Chicago	IL	2008	186	k	6	YES	

Total Number of Schools in 2008-09= 10
Number of States= 2
Total Enrollment= 4,692



Notes:

- a. Data for 1999 to 2006 are estimates for student growth
- b. 2008 refers to the 2008-09 school year
- c. As of August 4, 2009, 2008-2009 Illinois enrollments were not released. Official 2007-2008 enrollments are reported for Illinois schools. Indiana enrollments are official 2008 enrollments.
- b. Enrollment for Plato Learning Academy reported from greatschools.net

Address

2415 N. Milwaukee Avenue
Chicago, Illinois 60647

Telephone and Fax

Phone (773) 252-0970
Fax (773) 342-8615

Website and e-mail

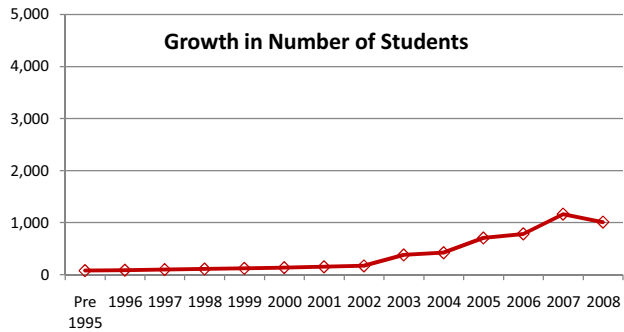
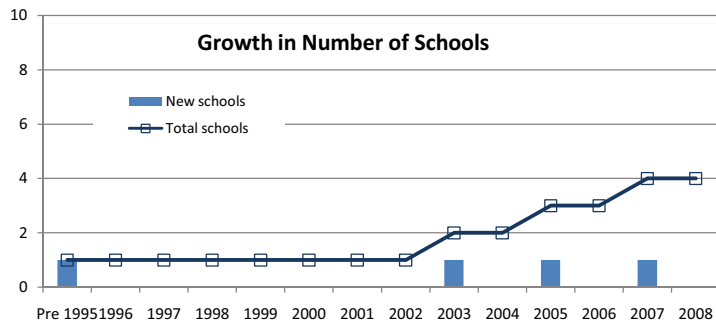
www.aspirail.org
info@aspirail.org

Year Founded

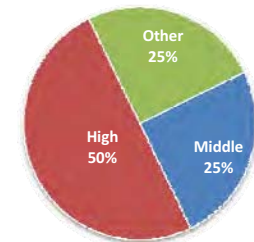
2003

School Name	City	State	Year Founded	2008 Enrollment	Grade Levels Served From	Grade Levels Served To	Charter School	Virtual School
Aspira Antonia Pantoja High School Campus	Chicago	IL	2003	130	9	12	YES	
Aspira Mirta Ramirez Computer Science School	Chicago	IL	2003	353	9	12	YES	
Aspira-Haugan Middle School	Chicago	IL	2005	504	6	8	YES	
Aspira Early College High School	Chicago	IL	2007	349	9	10	YES	

Total Number of Schools in 2008-09= 4
Number of States= 1
Total Enrollment= 1,336



Distribution of Schools by Level



Notes:

- a. Data for 1995 to 2006 are estimates for student growth
- b. 2008 refers to the 2008-09 school year
- c. As of August 4, 2009, 2008-2009 Illinois enrollments were not released. 2008-2009 enrollments were provided by Aspira Inc. of Illinois

Baltimore Curriculum Project

Medium Company: Managing 4 to 9 Schools

2008-09

Address

2707 E. Fayette Street
Baltimore, Maryland 21224

Telephone and Fax

Phone (410) 675-7000
Fax (410) 675-7030

Website and e-mail

www.baltimorecp.org
bcpinfo@baltimorecp.org

Year Founded

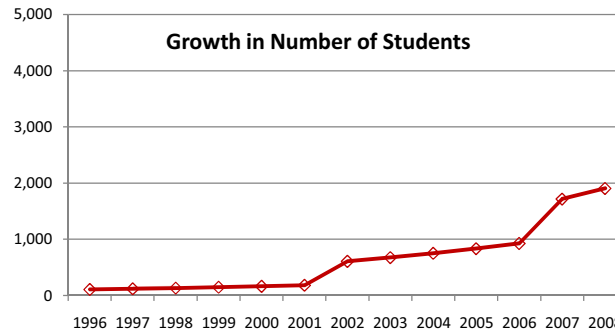
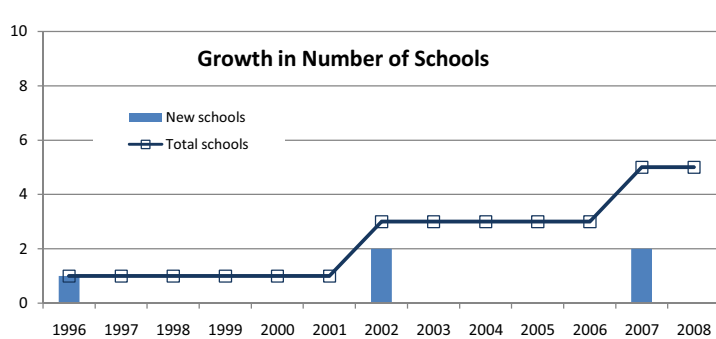
1996

School Name	City	State	Year Founded	2008 Enrollment	Grade Levels Served From	Grade Levels Served To	Charter School	Virtual School
City Springs School	Baltimore	MD	1996	520	3	8	YES	
Collington Square School	Baltimore	MD	2002	480	k	8	YES	
Hampstead Hill Academy	Baltimore	MD	2002	519	k	8	YES	
Dr. Rayner Browne Academy	Baltimore	MD	2007	228	k	6	YES	
Wolfe Street Academy	Baltimore	MD	2007	161	k	5	YES	

Total Number of Schools in 2008-09= 5

Number of States= 1

Total Enrollment= 1,908



Distribution of Schools by Level



Notes:

- a. Data for 1996 to 2006 are estimates for student growth
- b. 2008 refers to the 2008-09 school year
- c. All Baltimore Curriculum Project enrollments are official 2008 enrollments

Career Success Schools

Medium Company: Managing 4 to 9 Schools

2008-09

Address
16004 N. 36th Drive
Phoenix, Arizona 85053

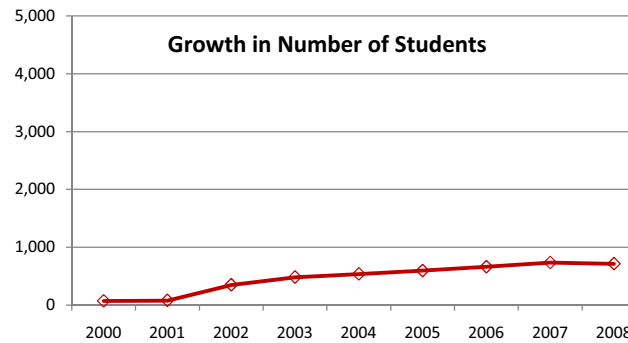
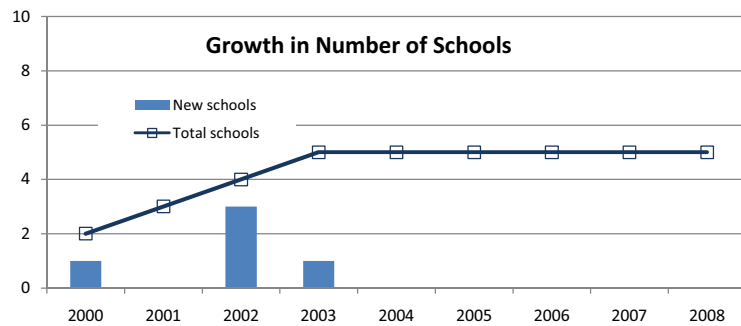
Telephone and Fax
Phone (602) 296-5552
Fax

Website and e-mail
career.az.schoolwebpages.com

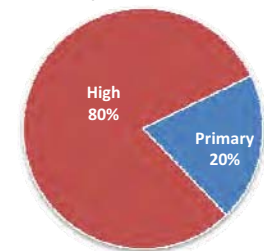
Year Founded
2000

School Name	City	State	Year Founded	2008 Enrollment	Grade Levels Served From	Grade Levels Served To	Charter School	Virtual School
Career Success High School - Main Campus	Phoenix	AZ	2000	281	9	12	YES	
Career Success High School - Cave Creek	Cave Creek	AZ	2002	84	11	12	YES	
Career Success High School - Glendale	Phoenix	AZ	2002	105	10	12	YES	
Career Success School - Sage Campus	Phoenix	AZ	2002	151	k	5	YES	
Career Success High School - Copper Square	Phoenix	AZ	2003	95	9	12	YES	

Total Number of Schools in 2008-09= 5
Number of States= 1
Total Enrollment= 716



Distribution of Schools by Level



Notes:

- a. Data for 2000 to 2006 are estimates for student growth
- b. 2008 refers to the 2008-09 school year
- c. All Career Success Schools enrollments are official 2008 enrollments

Address

1843 Paseo San Luis
Sierra Vista, Arizona 85635

Telephone and Fax

Phone (520) 458-9309
Fax (520) 417-9910

Website and e-mail

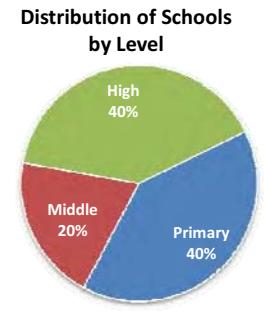
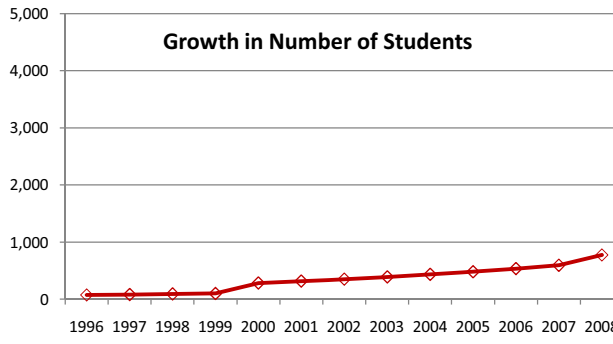
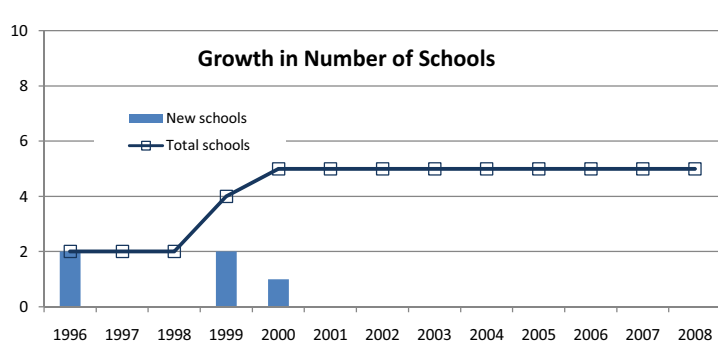
www.cas-schools.com

Year Founded

1996

School Name	City	State	Year Founded	2008 Enrollment	Grade Levels Served From	Grade Levels Served To	Charter School	Virtual School
Center for Academic Success #1	Sierra Vista	AZ	1996	194	9	12	YES	
Center for Academic Success #2	Douglas	AZ	1996	117	9	12	YES	
Center for Academic Success #4	Douglas	AZ	1999	120	5	8	YES	
Center for Academic Success #5	Sierra Vista	AZ	1999	175	k	3	YES	
Center for Academic Success #3	Douglas	AZ	2000	167	k	4	YES	

Total Number of Schools in 2008-09= 5
 Number of States= 1
 Total Enrollment= 773



Notes:
 a. Data for 1996 to 2006 are estimates for student growth
 b. 2008 refers to the 2008-09 school year
 c. All Center for Academic Success schools' enrollments are official October 1, 2008 enrollments (<http://www.ade.state.az.us/edd/>)

Choice Education and Development Corporation

Medium Company: Managing 4 to 9 Schools

2008-09

Address
1460 South Horne Street
Mesa, Arizona 85204

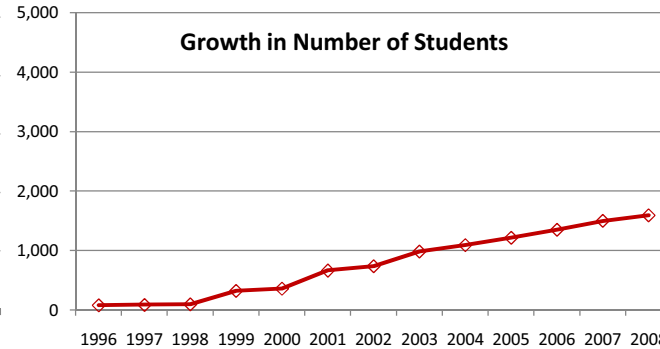
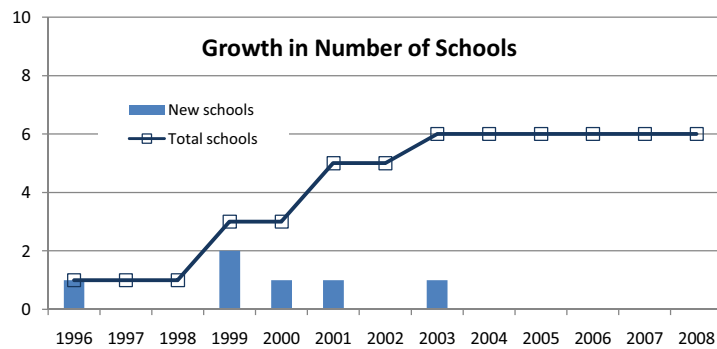
Telephone and Fax
Phone (480) 461-3200
Fax (480) 649-0747

Website and e-mail
<http://choiceed.org>
ronn@edkey.org

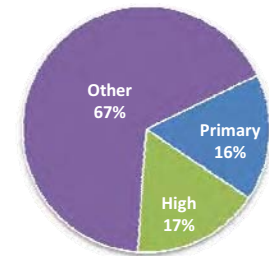
Year Founded
1996

School Name	City	State	Year Founded	2008 Enrollment	Grade Levels Served From	Grade Levels Served To	Charter School	Virtual School
Sequoia Secondary	Mesa	AZ	1996	386	7	12	YES	
Learning Crossroads Basic Academy	Mesa	AZ	1999	193	k	12	YES	
Sequoia Village School	Show Low	AZ	1999	200	k	12	YES	
Sequoia School for the Deaf and Hard of Hearing	Mesa	AZ	2000	67	k	12	YES	
Sequoia Elementary	Mesa	AZ	2001	419	k	6	YES	
Arizona Academy for Arts and Academics	Phoenix	AZ	2003	329	6	12	YES	

Total Number of Schools in 2008-09= 6 **Number of States= 1** **Total Enrollment= 1,594**



Distribution of Schools by Level



Notes:

- a. Data for 1999 to 2006 are estimates for student growth
- b. 2008 refers to the 2008-09 school year
- c. In last year's report, schools managed by EdKey, Inc. and the for profit organizations Sequoia Choice LLP were mistakenly profiled under Choice Education and Development Corporation. Thanks to Deborah McIlff from Choice Education and Development Corporation for correcting our mistake in this year's report.
- d. All Choice Education & Development Corporation schools' enrollments are official October 1, 2008 enrollments (<http://www.ade.state.az.us/edd/>)

Address
1460 South Horne Street
Mesa, Arizona 85204

Telephone and Fax
Phone (480) 461-3200
Fax (480) 649-0747

Website and e-mail
www.sequiaschools.org
hillarya@edkey.org

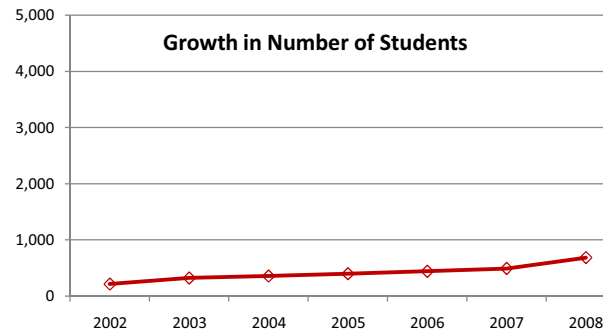
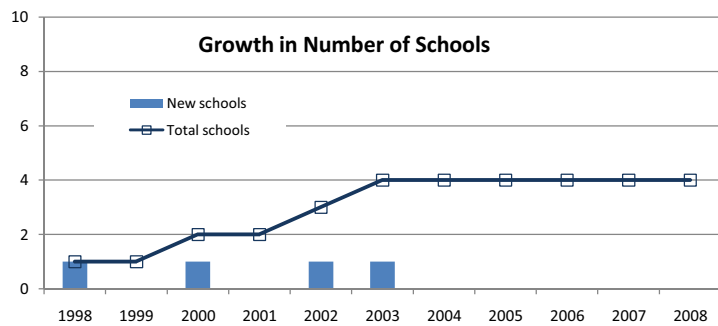
Year Founded
1996

School Name	City	State	Year Founded	2008 Enrollment	Grade Levels Served From	Grade Levels Served To	Charter School	Virtual School
Pathfinder Academy	Mesa	AZ	1998	82	k	8	YES	
Redwood Academy	Peoria	AZ	2000	74	k	8	YES	
Children First Academy of Tempe	Mayer	AZ	2008	161	k	6	YES	
Sequoia Family Learning	Mesa	AZ	2003	119	k	12	YES	
Children First Academy of Phoenix	Phoenix	AZ	2008	251	k	6	YES	

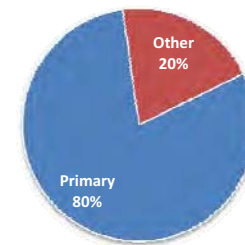
Total Number of Schools in 2008-09= 5

Number of States= 1

Total Enrollment= 687



Distribution of Schools by Level



Notes:

- a. Data for 1996 through 2007 are estimates for student growth
- b. 2008 refers to the 2008-2009 school year
- c. All EdKey, Inc enrollments are official October 1, 2008 enrollments (<http://www.ade.state.az.us/edd/>)

Address

Two Easton Oval, Suite 440
Columbus, Ohio 43219

Telephone and Fax

Phone (614) 324-4580
Fax (614) 478-9619

Website and e-mail

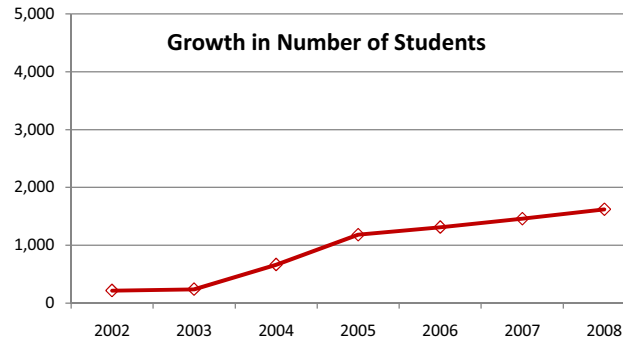
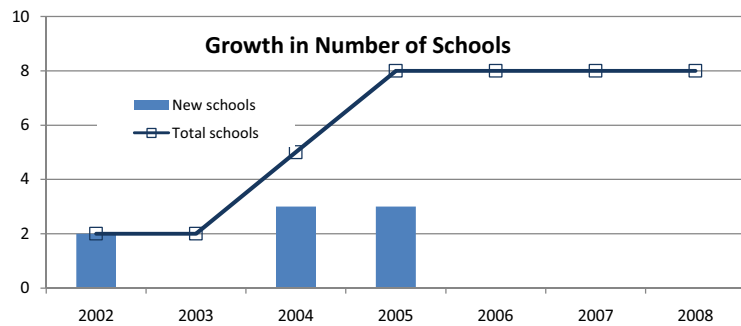
www.edvantages.com
info@edvantages.com

Year Founded

2002

School Name	City	State	Year Founded	2008 Enrollment	Grade Levels Served From	Grade Levels Served To	Charter School	Virtual School
Middletown Preparatory and Fitness Academy	Middletown	OH	2002	293	k	8	YES	
Trotwood Preparatory and Fitness Academy	Trotwood	OH	2002	289	k	8	YES	
Northland Preparatory and Fitness Academy	Columbus	OH	2004	269	k	7	YES	
Springfield Preparatory and Fitness Academy	Springfield	OH	2004	150	k	7	YES	
Whitehall Preparatory and Fitness Academy	Columbus	OH	2004	252	k	7	YES	
Cincinnati Preparatory and Fitness Academy	Cincinnati	OH	2005	208	k	6	YES	
Columbus Preparatory and Fitness Academy	Columbus	OH	2005	98	k	6	YES	
Mount Healthy Preparatory and Fitness Academy	Cincinnati	OH	2005	62	k	6	YES	

Total Number of Schools in 2008-09= 8
Number of States= 1
Total Enrollment= 1,621



Distribution of Schools by Level



Notes:

- a. Data for 2002 through 2006 are estimates for student growth
- b. 2008 refers to the 2008-2009 school year
- c. All Edvantages enrollments were provided by the Ohio Education Association

Address

185 Berry Street, Suite 220
San Francisco, California 94107

Telephone and Fax

Phone (415) 348-9955
Fax (415) 348-9855

Website and e-mail

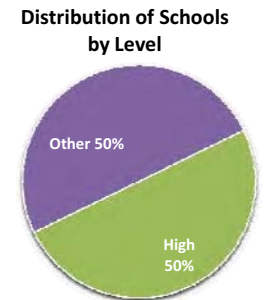
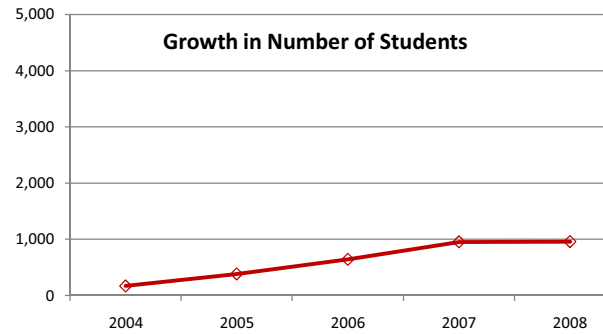
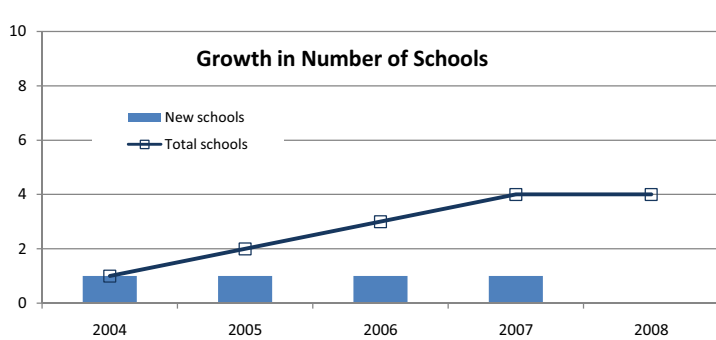
www.envisionschools.org
info@envisionschools.org

Year Founded

2004

School Name	City	State	Year Founded	2008 Enrollment	Grade Levels Served From	Grade Levels Served To	Charter School	Virtual School
City Arts & Tech High School	San Francisco	CA	2004	354	9	12	YES	
Metropolitan Arts and Technology High School	San Francisco	CA	2005	208	9	12	YES	
Envision Academy of Arts and Technology	Oakland	CA	2006	160	9	11	YES	
Impact Academy of Arts & Technology	San Francisco	CA	2007	237	9	10	YES	

Total Number of Schools in 2008-09= 4
 Number of States= 1
 Total Enrollment= 959



Notes:

- a. Data for 2004 through 2006 are estimates for student growth
- b. 2008 refers to the 2008-2009 school year
- c. All Envision enrollments are official October 1, 2008 enrollments (<http://dq.cde.ca.gov/dataquest>)

Friendship Public Charter School

Medium Company: Managing 4 to 9 Schools

2008-09

Address

120 Q Street Northeast, Suite 200
Washington DC, 20002

Telephone and Fax

Phone (202) 281-1700
Fax (202) 281-1799

Website and e-mail

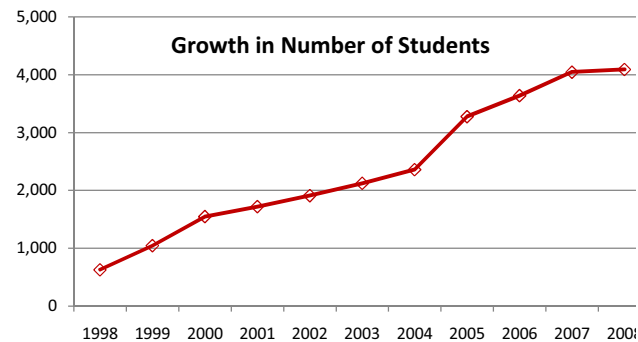
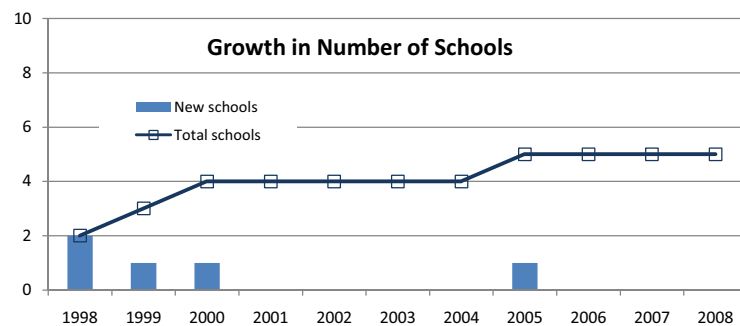
www.friendshipschools.org

Year Founded

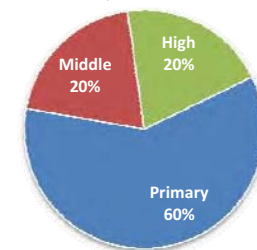
1998

School Name	City	State	Year Founded	2008 Enrollment	Grade Levels Served From	Grade Levels Served To	Charter School	Virtual School
Friendship Chamberlain Elementary and Middle	Washington DC	DC	1998	779	k	8	YES	
Friendship Woodridge Elementary and Middle	Washington DC	DC	1998	650	k	8	YES	
Friendship Blow Pierce Junior Academy	Washington DC	DC	1999	750	4	8	YES	
Friendship Collegiate Academy	Washington DC	DC	2000	1360	9	12	YES	
Friendship Southeast Academy	Washington DC	DC	2005	554	k	5	YES	

Total Number of Schools in 2008-09= 5
 Number of States= 1
 Total Enrollment= 4,093



Distribution of Schools by Level



Notes:

- a. Data for 1998 through 2006 are estimates for student growth
- b. 2008 refers to the 2008-2009 school year
- a. All Friendship Public Charter School enrollments reported by Christi Venable at Friendship Public Charter School.

Address
333 N. Pennsylvania Street, Suite 1000
Indianapolis, Indiana 46204

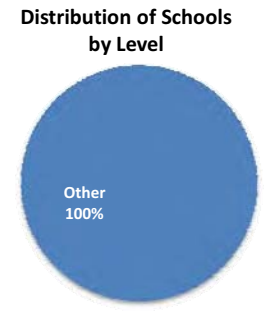
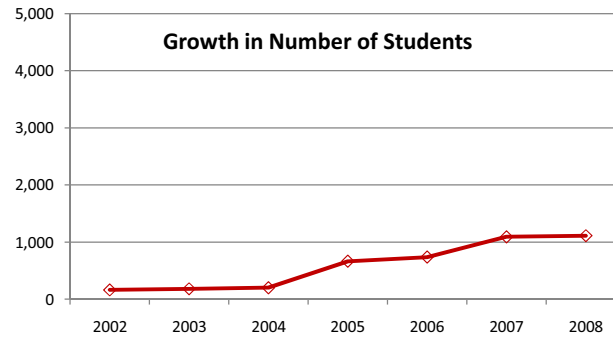
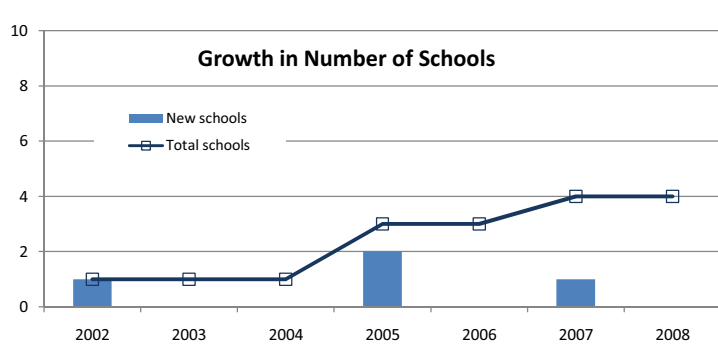
Telephone and Fax
Phone (317) 536-1027
Fax (317) 624-0900

Website and e-mail
www.geofoundation.org

Year Founded
2002

School Name	City	State	Year Founded	2008 Enrollment	Grade Levels Served From	Grade Levels Served To	Charter School	Virtual School
Fall Creek Academy	Indianapolis	IN	2002	352	k	12	YES	
21st Century Charter School Of Gary	Gary	IN	2005	350	k	12	YES	
Fountain Square Academy	Indianapolis	IN	2005	206	5	12	YES	
Pikes Peak Prep	Colorado Springs	CO	2007	205	k	11	YES	

Total Number of Schools in 2008-09= 4
 Number of States= 2
 Total Enrollment= 1,113



Notes:
 a. Data for 2002 to 2006 are estimates for student growth
 b. 2008 refers to the 2008-09 school year
 c. All GEO Foundation enrollments are official 2008 enrollments (<http://mustang.doe.state.in.us/>)

Address
444 N. 44th Street, Suite 100
Phoenix, Arizona 85008

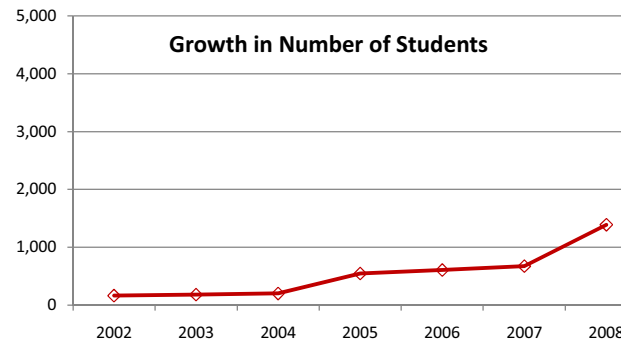
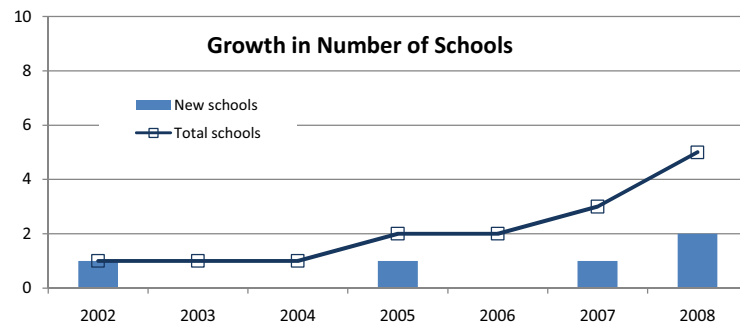
Telephone and Fax
Phone (602) 438-7045
Fax (602) 438-7242

Website and e-mail
www.greatheartsaz.org
dscoggin@greatheartsaz.org

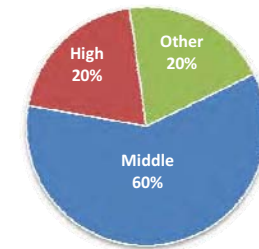
Year Founded
2002

School Name	City	State	Year Founded	2008 Enrollment	Grade Levels Served From	Grade Levels Served To	Charter School	Virtual School
Veritas Preparatory Academy	Phoenix	AZ	2002	323	7	12	YES	
Chandler Preparatory Academy	Chandler	AZ	2005	404	6	11	YES	
Glendale Preparatory Academy	Glendale	AZ	2008	174	6	9	YES	
Mesa Preparatory Academy	Mesa	AZ	2007	206	6	9	YES	
Scottsdale Preparatory Academy	Scottsdale	AZ	2008	282	6	9	YES	

Total Number of Schools in 2008-09= 5
Number of States= 1
Total Enrollment= 1,389



Distribution of Schools by Level



Notes:

- a. Data for 2002 to 2006 are estimates for student growth
- b. 2008 refers to the 2008-09 school year
- c. All Great Hearts Academies enrollments are official October 1, 2008 enrollments (<http://www.ade.state.az.us/edd/>)

High Tech High

Medium Company: Managing 4 to 9 Schools

2008-09

Address

2861 Womble Road
San Diego, California 92106

Telephone and Fax

Phone (619) 243-5000
Fax (619) 243-5050

Website and e-mail

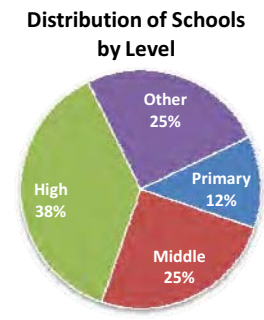
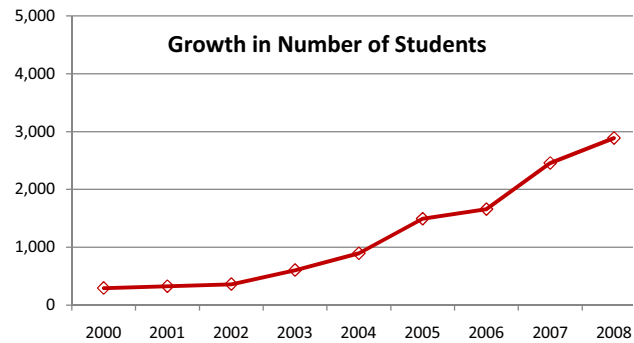
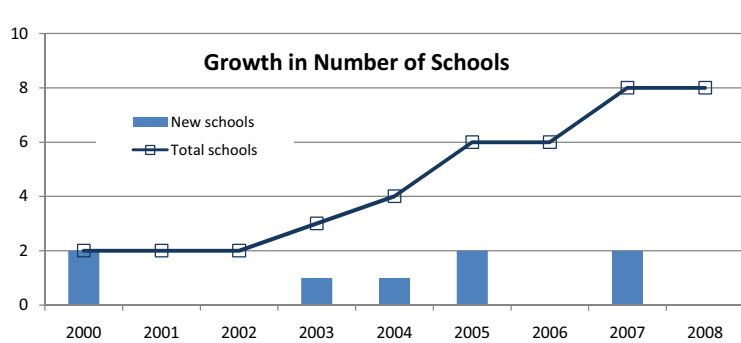
www.hightechhigh.org

Year Founded

2000

School Name	City	State	Year Founded	2008 Enrollment	Grade Levels Served From	Grade Levels Served To	Charter School	Virtual School
Explorer Elementary Charter	San Diego	CA	2000	321	k	5	YES	
Gary and Jerri-Ann Jacobs High Tech High	San Diego	CA	2000	543	9	12	YES	
High Tech Middle	San Diego	CA	2003	326	6	8	YES	
High Tech High International	San Diego	CA	2004	395	9	12	YES	
High Tech High Media Arts	San Diego	CA	2005	396	9	12	YES	
High Tech Middle Media Arts	San Diego	CA	2005	328	6	8	YES	
High Tech High Chula Vista	Chula Vista	CA	2007	305	9	10	YES	
High Tech High North Country	San Marcos	CA	2007	275	9	10	YES	

Total Number of Schools in 2008-09= 8
Number of States= 1
Total Enrollment= 2,889



Notes:

- a. Data for 2000 to 2006 are estimates for student growth
- b. 2008 refers to the 2008-09 school year
- c. All High Tech High enrollments are official October 1, 2008 enrollments (<http://dq.cde.ca.gov/dataquest>)

Address
4300 MacArthur Avenue
Dallas, Texas 75209

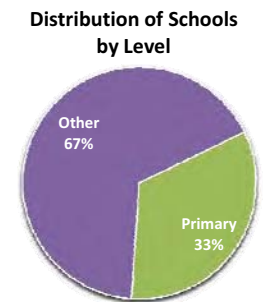
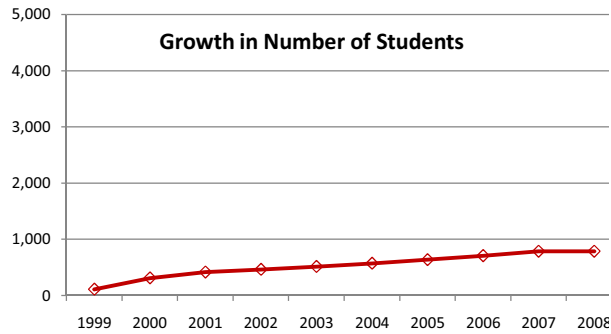
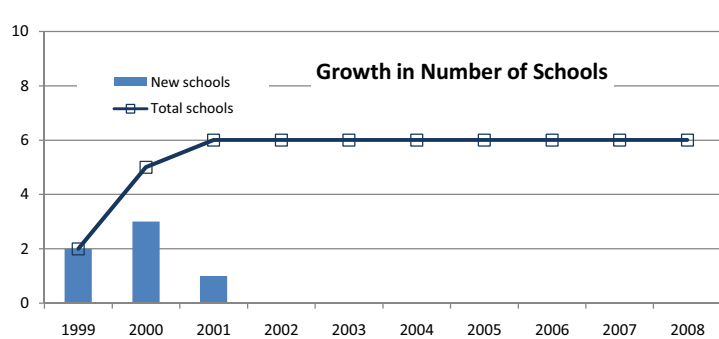
Telephone and Fax
Phone (214) 521-6365
Fax (214) 526-3373

Website and e-mail
www.honorsacademy.org
info@honorsacademy.org

Year Founded
1999

School Name	City	State	Year Founded	2008 Enrollment	Grade Levels Served From	Grade Levels Served To	Charter School	Virtual School
Pinnacle School	Fort Worth	TX	1999	126	6	12	YES	
Quest Academy	Dallas	TX	1999	151	k	8	YES	
Destiny Honors Academy	Killeen	TX	2000	90	6	12	YES	
Legacy High School	Eustace	TX	2000	210	6	12	YES	
University School	Dallas	TX	2000	107	6	12	YES	
Landmark School	Palestine	TX	2001	105	k	8	YES	

Total Number of Schools in 2008-09= 6
 Number of States= 1
 Total Enrollment= 789



- Notes:**
- a. Data for 1999 to 2006 are estimates for student growth
 - b. 2008 refers to the 2008-09 school year
 - c. As of August 4, 2009, 2008 Texas enrollments were not available. All reported enrollments are official 2007 enrollments.

Address

505 Angelita Drive, Suite 9
Weslaco, TX 78596

Telephone and Fax

Phone (956) 377-8000
Fax (956) 447-3796

Website and e-mail

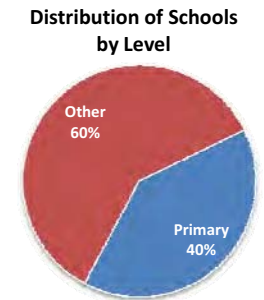
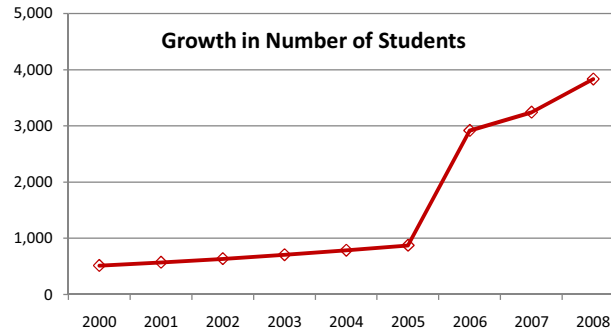
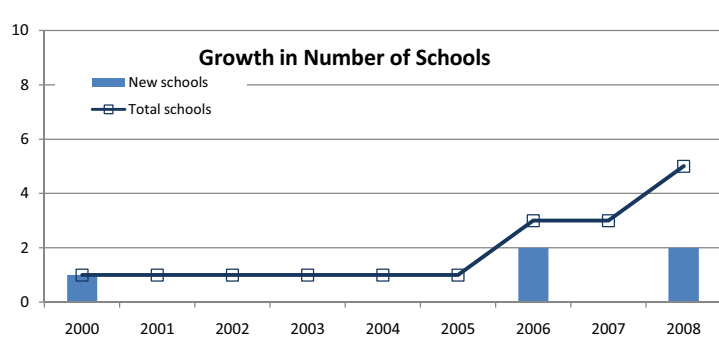
www.ideapublicschools.org
netcommunity@ideapublicschools.org

Year Founded

2000

School Name	City	State	Year Founded	2008 Enrollment	Grade Levels Served From	Grade Levels Served To	Charter School	Virtual School
IDEA Academy and College Preparatory - Donna	Donna	TX	2000	1295	K	12	YES	
Frontier Academy and College Preparatory	Brownsville	TX	2006	890	K	10	YES	
IDEA Quest Academy and College Preparatory	Edinburg	TX	2006	1058	K	10	YES	
IDEA Academy and College Preparatory - Mission	Mission	TX	2008	300	K	8	YES	
IDEA Academy and College Preparatory - San Benito	San Benito	TX	2008	290	K	8	YES	

Total Number of Schools in 2008-09= 5
 Number of States= 1
 Total Enrollment= 3,833



Notes:

- a. Data for 2000 to 2006 are estimates for student growth
- b. 2008 refers to the 2008-09 school year
- c. As of August 4, 2009, 2008 Texas enrollments were not available. All reported enrollments are official 2007 enrollments.

Address

1166 Broadway, Suite Q
Placerville, California 95667

Telephone and Fax

Phone (800) 979-4436
Fax (530) 295-3583

Website and e-mail

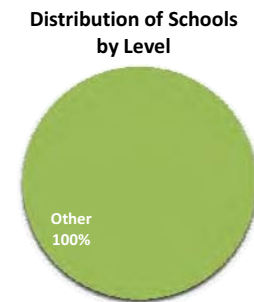
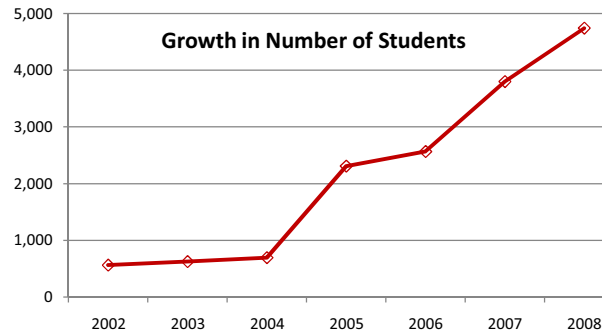
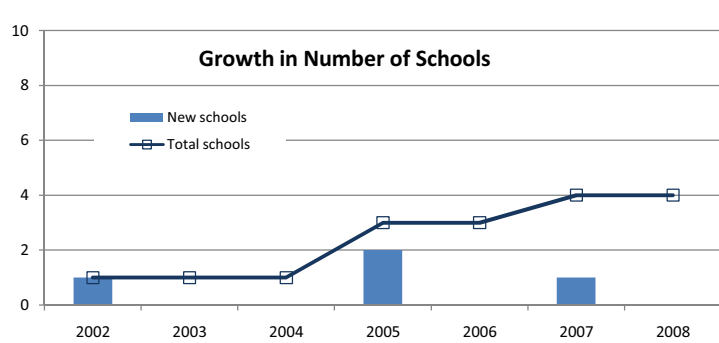
www.ieminc.org
questions@ieminc.org

Year Founded

2002

School Name	City	State	Year Founded	2008 Enrollment	Grade Levels Served From	Grade Levels Served To	Charter School	Virtual School
Connecting Waters Charter School	Placerville	CA	2002	1815	k	12	YES	
Ocean Grove Charter School	Placerville	CA	2005	886	k	12	YES	
South Sutter Charter School	Placerville	CA	2005	1131	k	12	YES	
Sky Mountain Charter School	Placerville	CA	2007	911	k	12	YES	

Total Number of Schools in 2008-09= 4
Number of States= 1
Total Enrollment= 4,743



Notes:

- a. Data for 2002 to 2006 are estimates for student growth
- b. 2008 refers to the 2008-09 school year
- c. All Innovative Education Management enrollments are official 2008 enrollments (<http://dq.cde.ca.gov/dataquest>)

Kingman Academy of Learning

Medium Company: Managing 4 to 9 Schools

2008-09

Address

3410 N. Burbank St.
Kingman, Arizona 86409

Telephone and Fax

Phone (928) 681-2400
Fax (928) 681-2424

Website and e-mail

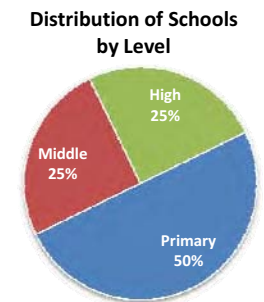
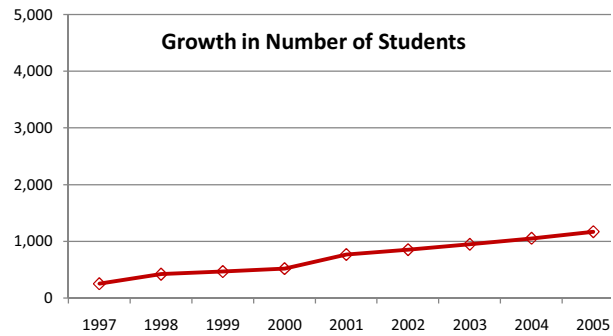
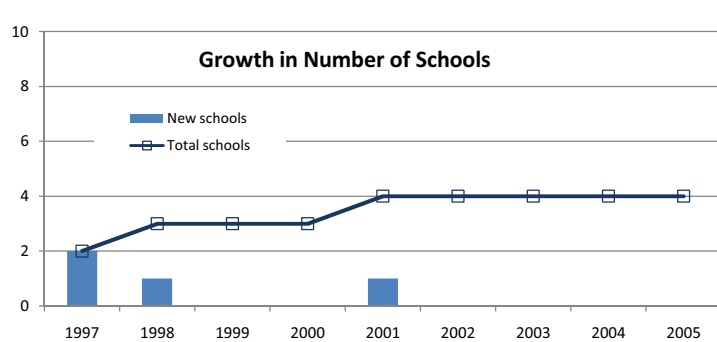
www.kaol.k12.az.us

Year Founded

1997

School Name	City	State	Year Founded	2008 Enrollment	Grade Levels Served From	Grade Levels Served To	Charter School	Virtual School
Kingman Academy of Learning - Intermediate School	Kingman	AZ	1997	327	3	5	YES	
Kingman Academy of Learning - Primary School	Kingman	AZ	1997	280	k	2	YES	
Kingman Academy of Learning - Middle School	Kingman	AZ	1998	349	6	8	YES	
Kingman Academy of Learning - High School	Kingman	AZ	2001	505	9	12	YES	

Total Number of Schools in 2008-09= 4
 Number of States= 1
 Total Enrollment= 1,461



Notes:

- a. Data for 1997 to 2006 are estimates for student growth
- b. 2008 refers to the 2008-09 school year
- c. All Kingman Academy of Learning enrollments are official 2008 enrollments (<http://www.ade.state.az.us/edd>)

LEAD Charter Schools

Medium Company: Managing 4 to 9 Schools

2008-09

Address

415 N. Gilbert Road, Suite 102
Gilbert, Arizona 85234

Telephone and Fax

Phone (480) 633-0414
Fax (480) 558-7038

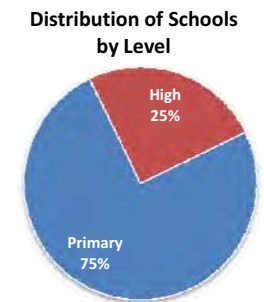
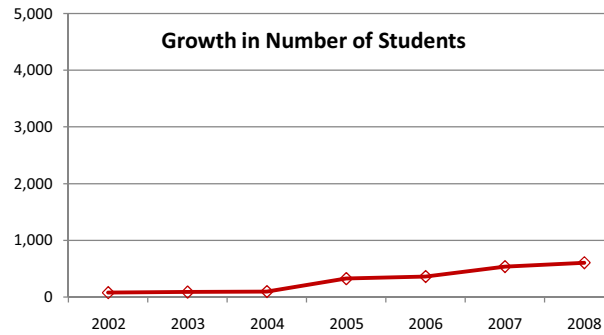
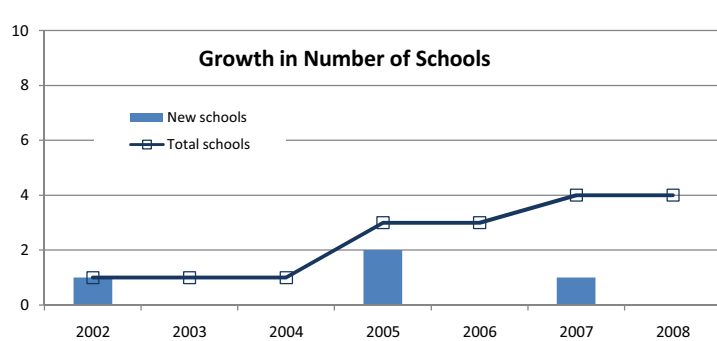
Website and e-mail

Year Founded

2002

School Name	City	State	Year Founded	2008 Enrollment	Grade Levels Served From	Grade Levels Served To	Charter School	Virtual School
Leading Edge Academy	Gilbert	AZ	2002	130	k	6	YES	0
Leading Edge Academy - Queen Creek	Queen Creek	AZ	2005	292	k	8	YES	0
Leading Edge Academy High School	Queen Creek	AZ	2005	117	7	12	YES	0
Leading Edge Academy at East Mesa	Mesa	AZ	2007	64	k	5	YES	0

Total Number of Schools in 2008-09= 4
Number of States= 1
Total Enrollment= 603



Notes:

- a. Data for 2002 to 2006 are estimates for student growth
- b. 2008 refers to the 2008-09 school year
- c. All LEAD Charter Schools enrollments are official 2008 enrollments.

Leadership Public Schools

Medium Company: Managing 4 to 9 Schools

2008-09

Address

2601 Mission Street, 9th Floor
San Francisco, California 94110

Telephone and Fax

Phone (415) 695-0669
Fax (415) 358-4513

Website and e-mail

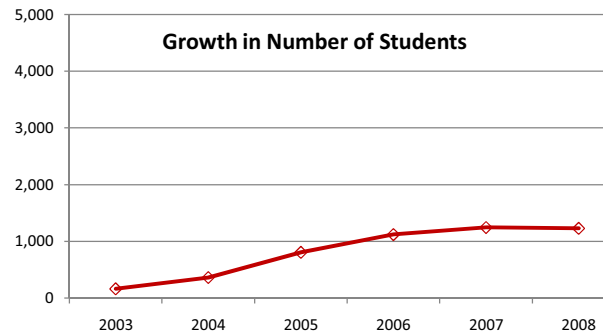
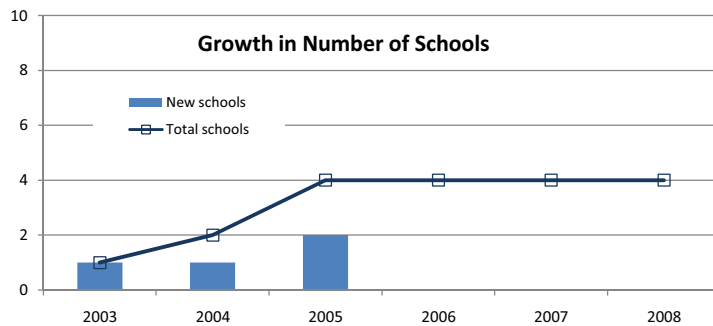
www.leadps.org
info@leadps.org

Year Founded

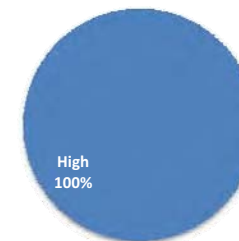
2002

School Name	City	State	Year Founded	2008 Enrollment	Grade Levels Served From	Grade Levels Served To	Charter School	Virtual School
LPS Richmond	Richmond	CA	2003	283	9	12	YES	
LPS San Jose	San Jose	CA	2004	269	9	12	YES	
LPS College Park	Oakland	CA	2005	289	9	12	YES	
LPS Hayward	Hayward	CA	2005	388	9	12	YES	

Total Number of Schools in 2008-09= 4
Number of States= 1
Total Enrollment= 1,229



Distribution of Schools by Level



Notes:

- a. Data for 2003 to 2006 are estimates for student growth
- b. 2008 refers to the 2008-09 school year
- c. All Leadership Public Schools enrollments are official 2008 enrollments (<http://dq.cde.ca.gov/dataquest>)

Address
4744 W. Grovers Avenue
Glendale, Arizona 85308

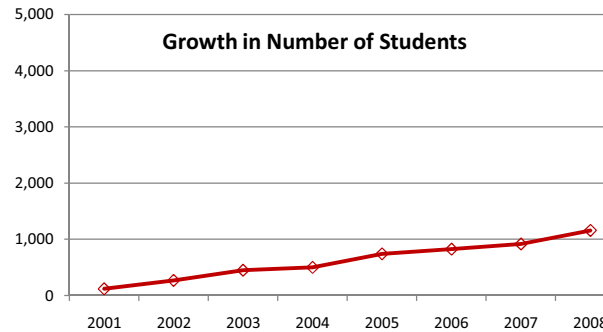
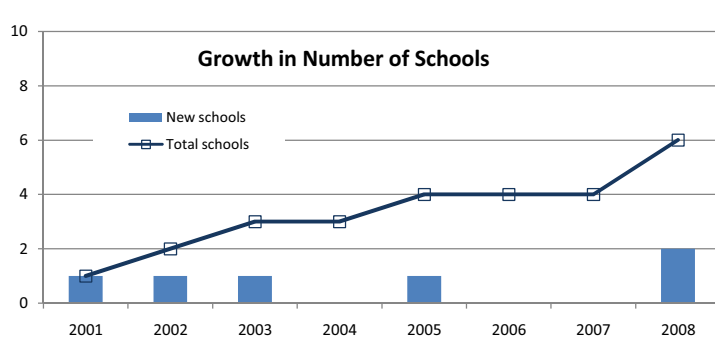
Telephone and Fax
Phone (602) 439-5026
Fax (602) 889-0351

Website and e-mail
www.learningmatters.org
info@Learningmatters.org

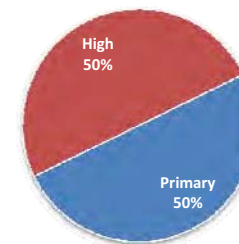
Year Founded
2001

School Name	City	State	Year Founded	2008 Enrollment	Grade Levels Served From	Grade Levels Served To	Charter School	Virtual School
e-Institute Charter High School Glendale	Glendale	AZ	2001	194	10	12	YES	YES
Carden Traditional School Surprise	Surprise	AZ	2002	479	k	8	YES	
e-Institute Charter High School at Surprise	Surprise	AZ	2003	107	10	12	YES	YES
Carden Traditional School Glendale	Glendale	AZ	2005	128	k	8	YES	
Carden Traditional School at Tucson	Tucson	AZ	2008	131	k	8	YES	
e-Institute Charter High School at Metro	Phoenix	AZ	2008	121	10	12	YES	YES

Total Number of Schools in 2008-09= 6 **Number of States= 1** **Total Enrollment= 1,160**



Distribution of Schools by Level



Notes:

- a. Data for 2001 to 2006 are estimates for student growth
- b. 2008 refers to the 2008-2009 school year
- c. All Learning Matters Educational Group enrollments are official 2008 enrollments (<http://www.ade.state.az.us/edd>)

Mastery Charter Schools

Medium Company: Managing 4 to 9 Schools

2008-09

Address

35 South 4th Street
Philadelphia, Pennsylvania 19106

Telephone and Fax

Phone (215) 922-1902
Fax (215) 922-1903

Website and e-mail

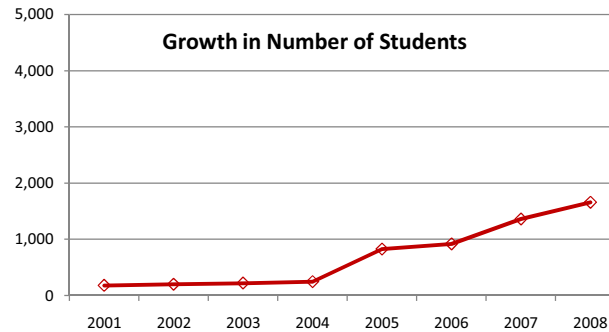
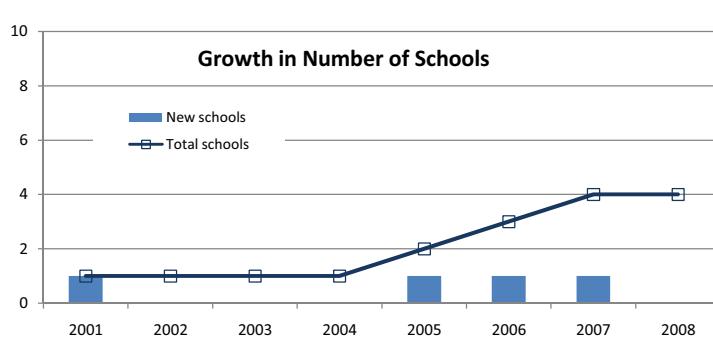
www.masterycharter.org

Year Founded

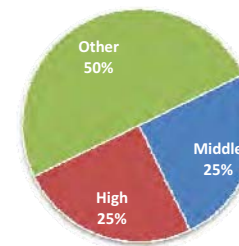
2001

School Name	City	State	Year Founded	2008 Enrollment	Grade Levels Served From	Grade Levels Served To	Charter School	Virtual School
Mastery Charter Schools - Lenfest Campus	Philadelphia	PA	2001	435	7	12	YES	
Mastery Charter Schools - Thomas Campus	Philadelphia	PA	2005	450	7	11	YES	
Mastery Charter Schools - Shoemaker Campus	Philadelphia	PA	2006	430	7	10	YES	
Mastery Charter Schools - Pickett Campus	Philadelphia	PA	2007	345	7	9	YES	

Total Number of Schools in 2008-09= 4
 Number of States= 1
 Total Enrollment= 1,660



Distribution of Schools by Level



Notes:

- a. Data for 1999 to 2006 are estimates for student growth
- b. 2008 refers to the 2008-2009 school year
- c. As of June 30, 2009, 2008 Pennsylvania enrollments were not available. Official 2007 enrollments are reported.

Address
13717 SE Division St.
Portland, Oregon 97236

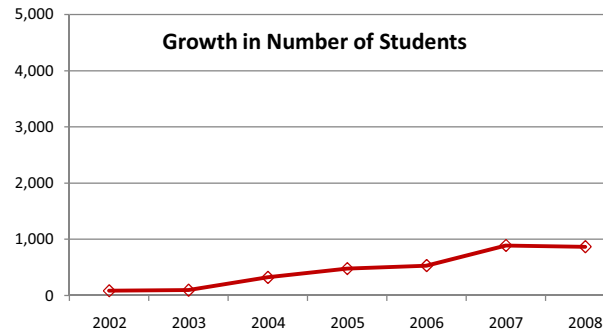
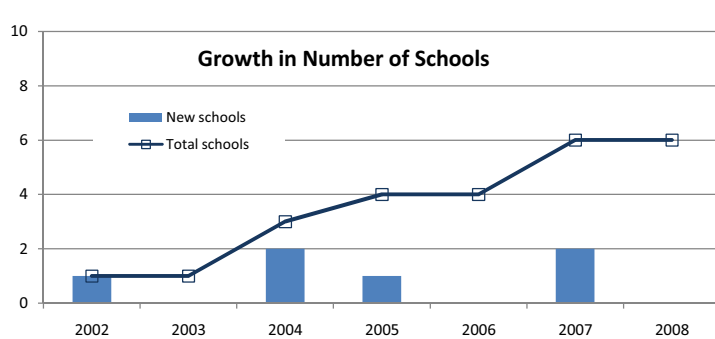
Telephone and Fax
Phone (503) 762-6061
Fax

Website and e-mail
www.arthuracademy.org
info@arthuracademy.org

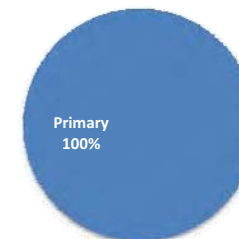
Year Founded
2002

School Name	City	State	Year Founded	2008 Enrollment	Grade Levels Served From	Grade Levels Served To	Charter School	Virtual School
David Douglas Arthur Academy	Portland	OR	2002	148	k	5	YES	
Reynolds Arthur Academy	Troutdale	OR	2004	161	k	6	YES	
Woodburn Arthur Academy	Woodburn	OR	2004	126	k	5	YES	
Portland Arthur Academy	Portland	OR	2005	137	k	5	YES	
Gresham Arthur Academy	Gresham	OR	2007	124	k	4	YES	
St. Helens Arthur Academy	Saint Helens	OR	2007	172	k	7	YES	

Total Number of Schools in 2008-09= 6
 Number of States= 1
 Total Enrollment= 868



Distribution of Schools by Level



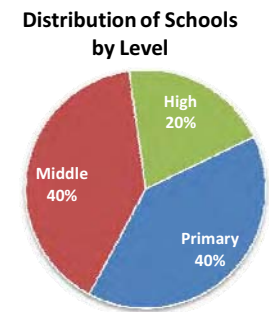
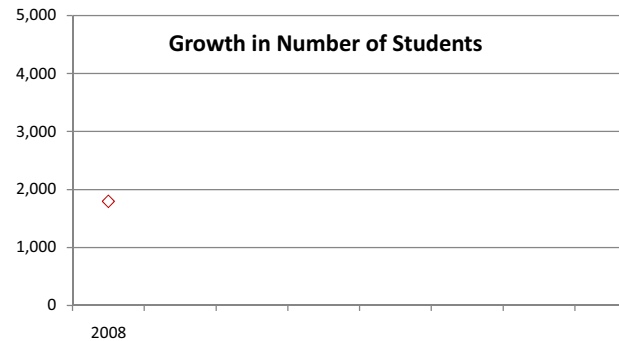
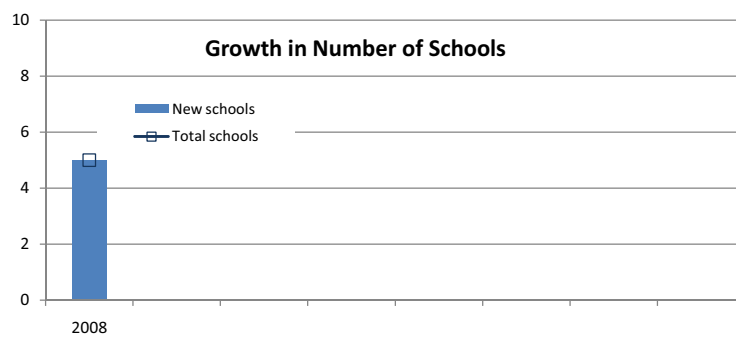
Notes:

- a. Data for 1999 to 2006 are estimates for student growth
- b. 2008 refers to the 2008-2009 school year
- c. All Mastery Learning Institute enrollments are official 2008 enrollments (<http://www.ode.state.or.us/sfda/reports/r0073Select2.asp> <http://www.ode.state.or.us/sfda/reports/r0073Select2.asp>)
- d. Updated company information and years founded provided by Dennis Tiede, Business Manager, Arthur Academy

Address	Telephone and Fax	Website and e-mail	Year Founded
957 Holden Detroit, Michigan 48202	Phone (313) 831-0100 Fax (313) 874-9822	www.uprep.com dross@uprep.com	2008

School Name	City	State	Year Founded	2008 Enrollment	Grade Levels Served From	Grade Levels Served To	Charter School	Virtual School
University Preparatory Academy - Elementary	Detroit	MI	2008	345	k	5	YES	
University Preparatory Academy - High School	Detroit	MI	2008	384	k	5	YES	
University Preparatory Academy - Middle	Detroit	MI	2008	386	6	8	YES	
University Preparatory Academy (PSAD) Elementary	Detroit	MI	2008	519	9	12	YES	
University Preparatory Science and Math (PSAD)	Detroit	MI	2008	162	6	7	YES	

Total Number of Schools in 2008-09= 5
 Number of States= 1
 Total Enrollment= 1,796



Notes:

- a. 2008 refers to the 2008-2009 school year
- b. All New Urban Learning enrollments are official 2008 enrollments.

Address
1010 N. Noble Street
Chicago, Illinois 60622

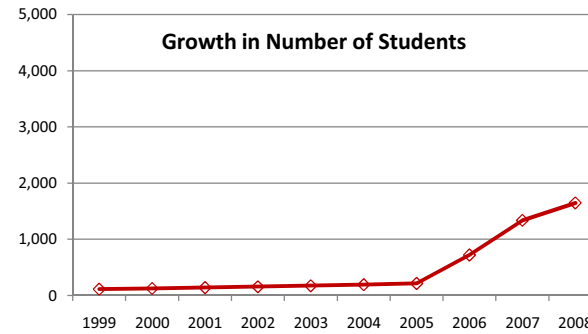
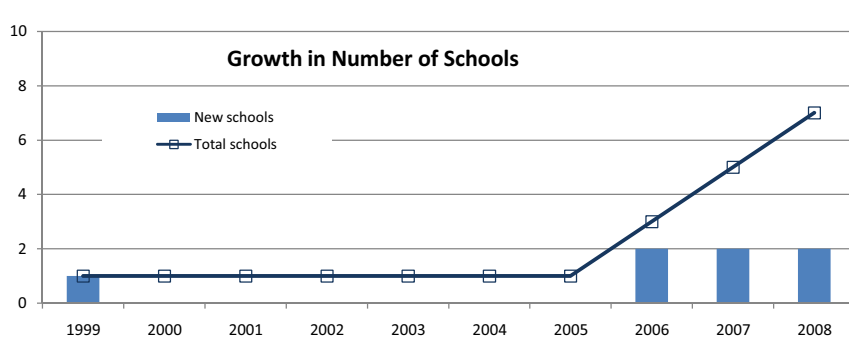
Telephone and Fax
Phone (773) 278-6895
Fax

Website and e-mail
www.noblenetworkcmo.org

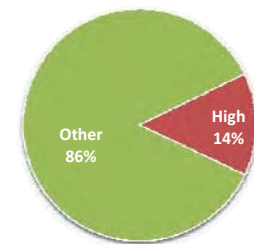
Year Founded
1999

School Name	City	State	Year Founded	2008 Enrollment	Grade Levels Served From	Grade Levels Served To	Charter School	Virtual School
Noble Street College Prep, A Campus of Noble Street Charter School	Chicago	IL	1999	266	9	12	YES	
Pritzker College Prep, A Campus of Noble Street Charter School	Chicago	IL	2006	266	9	11	YES	
Rauner College Prep, A Campus of Noble Street Charter School	Chicago	IL	2006	266	9	11	YES	
Golder College Prep, A Campus of Noble Street Charter School	Chicago	IL	2007	266	9	10	YES	
Rowe-Clark Math & Science Academy, The Exelon Campus of Noble Street Charter School	Chicago	IL	2007	266	9	10	YES	
Gary Comer College Prep, A Campus of Noble Street Charter School	Chicago	IL	2008	140	9	9	YES	
UIC College Prep, A Campus of Noble Street Charter School	Chicago	IL	2008	180	9	9	YES	

Total Number of Schools in 2008-09= 7 **Number of States= 1** **Total Enrollment= 1,650**



Distribution of Schools by Level



Notes:

- a. Data for 1999 to 2006 are estimates for student growth
- b. 2008 refers to the 2008-2009 school year
- c. 2007-2008 Illinois School Report Card only listed enrollment for Noble Street Charter School. Enrollment for all campuses was 1,331, which was equally divided among the 5 campuses in operation.
- d. Comer and UIC enrollments reported from Gary Comer College Prep and UIC College Prep websites

Address
17505 N. 79th Avenue, Suite 112
Glendale, Arizona 85308

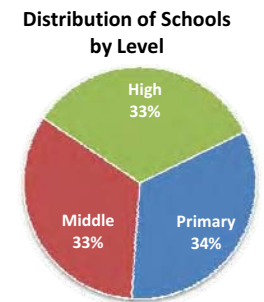
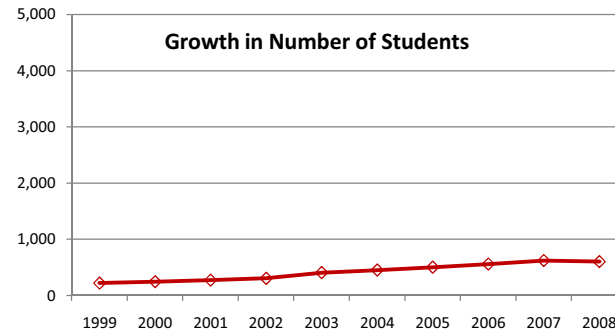
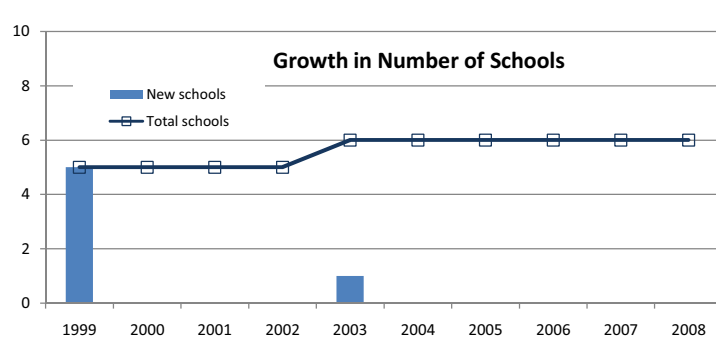
Telephone and Fax
Phone (623) 776-2069
Fax (623) 878-4254

Website and e-mail
www.omegak12.com

Year Founded
1999

School Name	City	State	Year Founded	2008 Enrollment	Grade Levels Served From	Grade Levels Served To	Charter School	Virtual School
C. Doby Middle School	Peoria	AZ	1999	44	5	8	YES	
Oasis High School	Peoria	AZ	1999	58	9	12	YES	
Omega Academy	Phoenix	AZ	1999	184	k	4	YES	
S. Sturgeon Middle School	Phoenix	AZ	1999	126	5	8	YES	
Stellar Prep	Peoria	AZ	1999	72	k	3	YES	
La Puerta High School	Phoenix	AZ	2003	120	9	12	YES	

Total Number of Schools in 2008-09= 6
Number of States= 1
Total Enrollment= 604



Notes:

- a. Data for 1999 to 2006 are estimates for student growth
- b. 2008 refers to the 2008-2009 school year
- c. All Omega Schools enrollments are official 2008 enrollments (<http://www.ade.state.az.us/edd>)

Address
111 North First Street, Suite 100
Burbank, California 91502

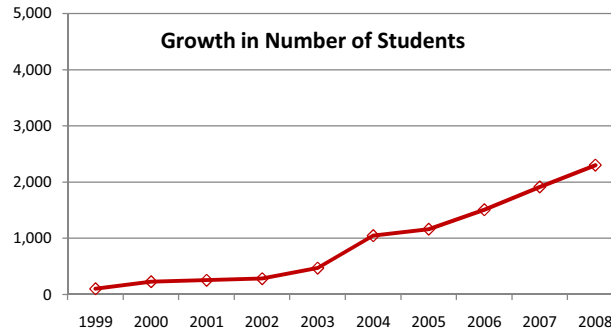
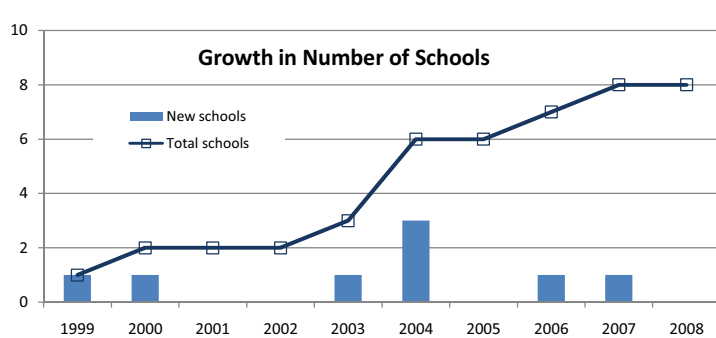
Telephone and Fax
Phone (818) 559-7699
Fax (818) 559-8641

Website and e-mail
www.pucschools.org

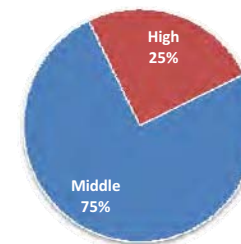
Year Founded
1999

School Name	City	State	Year Founded	2008 Enrollment	Grade Levels Served From	Grade Levels Served To	Charter School	Virtual School
CALS Charter Middle School	Cypress	CA	1999	257	6	8	YES	
CALS Early College High School	Los Angeles	CA	2000	331	6	8	YES	
Community Charter Early College High School	Los Angeles	CA	2003	401	9	12	YES	
Community Charter Middle School	Sylmar	CA	2004	315	9	12	YES	
Excel Charter Academy	San Fernando	CA	2004	291	6	8	YES	
Lakeview Charter Academy	Los Angeles	CA	2004	225	6	7	YES	
Milagro Charter School	Los Angeles	CA	2006	235	6	8	YES	
Triumph Charter Academy	San Fernando	CA	2007	249	6	8	YES	

Total Number of Schools in 2008-09= 8 Number of States= 1 Total Enrollment= 2,304



Distribution of Schools by Level



Notes:

- a. Data for 1999 to 2006 are estimates for student growth
- b. 2008 refers to the 2008-2009 school year
- c. All PUC enrollments are official 2008 enrollments (<http://dq.cde.ca.gov/dataquest>)

Perspectives Charter Schools

Medium Company: Managing 4 to 9 Schools

2008-09

Address

601 S. LaSalle Street, Suite 700
Chicago, Illinois 60605

Telephone and Fax

Phone (312) 604-2200
Fax (312) 604-2199

Website and e-mail

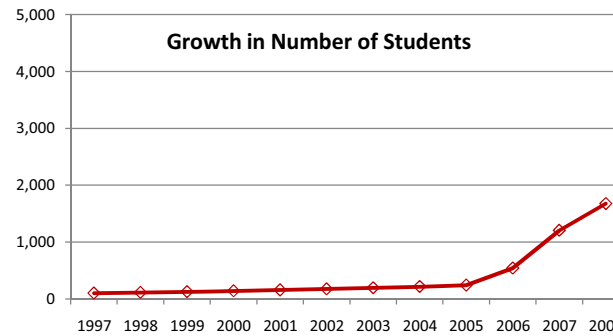
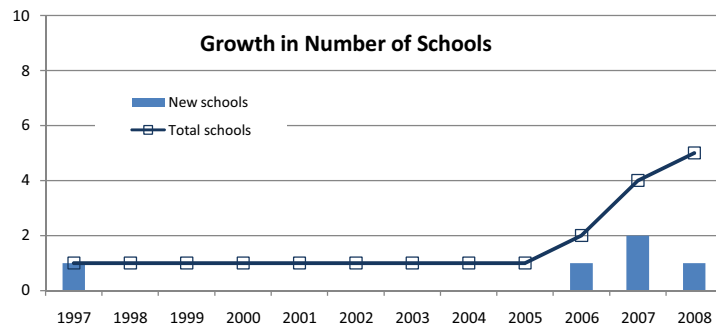
www.perspectivescs.org

Year Founded

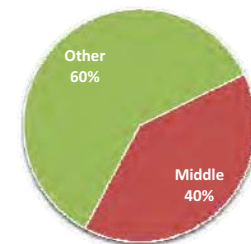
1997

School Name	City	State	Year Founded	2008 Enrollment	Grade Levels Served From	Grade Levels Served To	Charter School	Virtual School
Perspectives Charter School - South Loop Campus	Chicago	IL	1997	344	6	12	YES	
Calumet High School	Chicago	IL	2006	344	9	11	YES	
Calumet High School of Technology	Chicago	IL	2007	344	9	11	YES	
Calumet Middle School	Chicago	IL	2007	378	7	8	YES	
Perspectives/IIT Math and Science Academy	Chicago	IL	2008	270	6	9	YES	

Total Number of Schools in 2008-09= 5 **Number of States= 1** **Total Enrollment= 1,680**



Distribution of Schools by Level



Notes:

- a. Data for 1997 to 2006 are estimates for student growth
- b. 2008 refers to the 2008-2009 school year
- c. As of August 4, 2009, 2008-2009 Illinois enrollments were unavailable. Enrollments reported are official 2007-2008 enrollments.
- d. 2007-2008 Illinois School Report Card only lists Perspectives Charter High School. Total 2007-2008 enrollment for grades 6-12 is 1,081, which was equally divided among Perspectives Charter School, Calumet High, and Calumet High School of Technology

Address

24 S. 18th Street
Pittsburgh, Pennsylvania 15203

Telephone and Fax

Phone (412) 325-7305
Fax (412) 325-7309

Website and e-mail

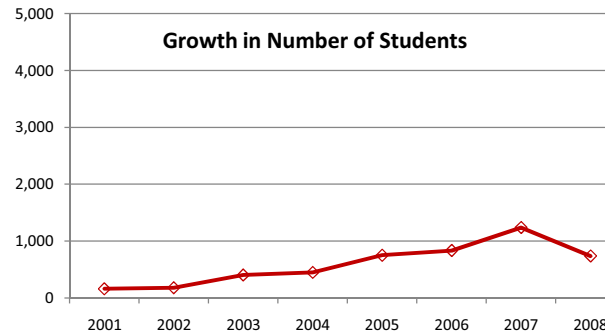
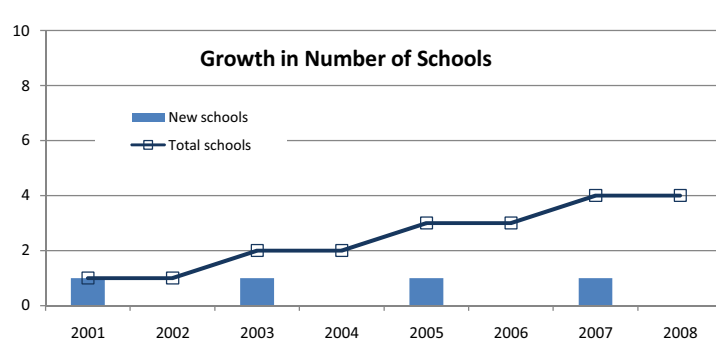
www.propelschools.org
jresnick@propelschools.org

Year Founded

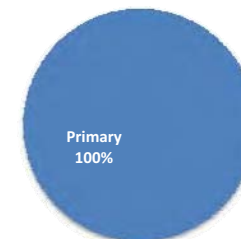
2001

School Name	City	State	Year Founded	2008 Enrollment	Grade Levels Served From	Grade Levels Served To	Charter School	Virtual School
Propel McKeesport	Pittsburgh	PA	2001	161	k	7	YES	
Propel Homestead	Pittsburgh	PA	2003	257	k	8	YES	
Propel East	Pittsburgh	PA	2005	175	k	7	YES	
Propel Montour	Pittsburgh	PA	2007	147	k	7	YES	

Total Number of Schools in 2008-09= 4
Number of States= 1
Total Enrollment= 740



Distribution of Schools by Level



Notes:

- a. Data for 2001 to 2006 are estimates for student growth
- b. 2008 refers to the 2008-2009 school year
- c. As of August 4, 2009, 2008 Pennsylvania enrollments were not available. Official 2007 enrollments are reported.

Address

5901 Crestwood Place
Little Elm, Texas 75068

Telephone and Fax

Phone (972) 292-2405
Fax (972) 292-2373

Website and e-mail

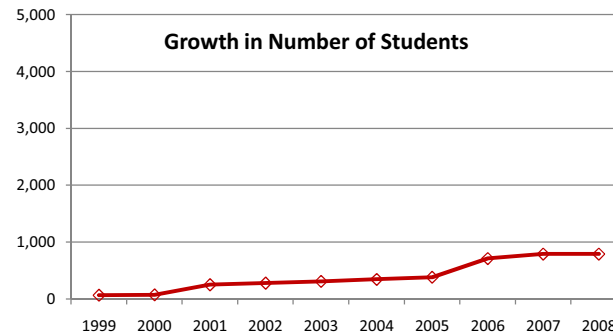
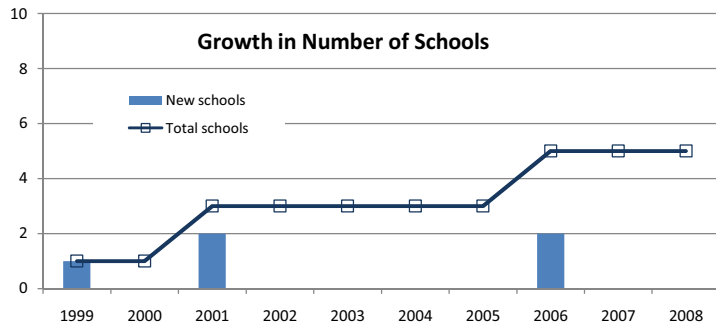
www.theeducenters.com
info@theeducenters.org

Year Founded

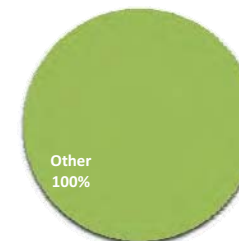
1997

School Name	City	State	Year Founded	2008 Enrollment	Grade Levels Served From	Grade Levels Served To	Charter School	Virtual School
The Education Center - Temple Campus	Temple	TX	1999	142	k	12	YES	
The Education Center - Little Elm Campus	Denton	TX	2001	189	k	12	YES	
The Education Center - The Colony Campus	Lewisville	TX	2001	144	k	12	YES	
The Education Center - Denton Campus	Corinth	TX	2006	154	k	12	YES	
The Education Center - Lewisville Campus	Lewisville	TX	2006	163	k	11	YES	

Total Number of Schools in 2008-09= 5
Number of States= 1
Total Enrollment= 792



Distribution of Schools by Level



Notes:

- a. Data for 1999 to 2006 are estimates for student growth
- b. 2008 refers to the 2008-2009 school year
- c. As of August 4, 2009, 2008 Illinois enrollments were not available. Enrollments are official 2007 enrollments.

Address

1826 Basse Road
San Antonio, Texas 78213

Telephone and Fax

Phone (210) 431-9881
Fax (210) 432-8467

Website and e-mail

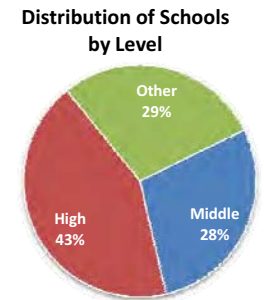
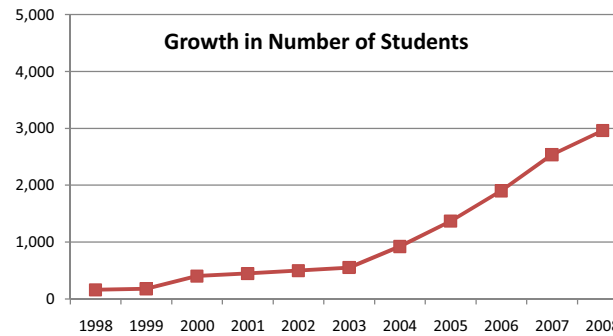
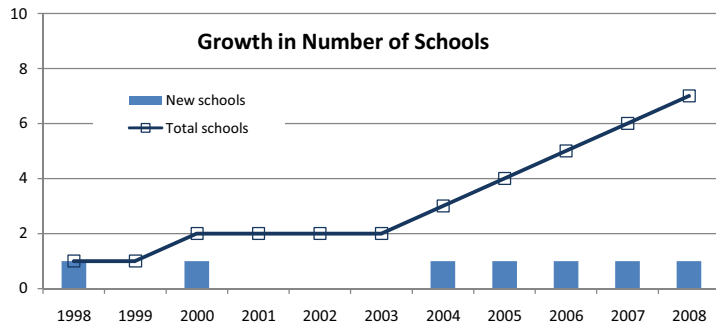
www.excellence-sa.org

Year Founded

1998

School Name	City	State	Year Founded	2008 Enrollment	Grade Levels Served From	Grade Levels Served To	Charter School	Virtual School
Dr. Harmon W Kelley Elementary	San Antonio	TX	1998	521	k	3	YES	0
Dr. James L Burch Elementary	San Antonio	TX	2000	379	4	6	YES	0
Rick Hawkins High School	San Antonio	TX	2004	523	9	12	YES	0
Dr. Paul S Saenz Junior High	San Antonio	TX	2005	414	7	9	YES	0
Dr. David C Walker Elementary	San Antonio	TX	2006	274	4	6	YES	0
Dr. David M Copeland Elementary	San Antonio	TX	2007	425	k	3	YES	0
Milton B. Lee Academy	San Antonio	TX	2008	423	9	12	YES	0

Total Number of Schools in 2008-09= 7
Number of States= 1
Total Enrollment= 2,959



Notes:

- a. Data for 1998 to 2006 are estimates for student growth
- b. 2008 refers to the 2008-2009 school year
- c. As of June 4, 2009, 2008 Texas enrollments were not available. Enrollments are official 2007 enrollments.
- d. Milton B. Lee Academy enrollment could not be found. The enrollment reported (423) is an estimate based on the average school size for all other School of Excellence in Education schools.

Address

17667 N. 91st Ave.
Peoria, Arizona 85382

Telephone and Fax

Phone (623) 385-3580
Fax (623) 385-3615

Website and e-mail

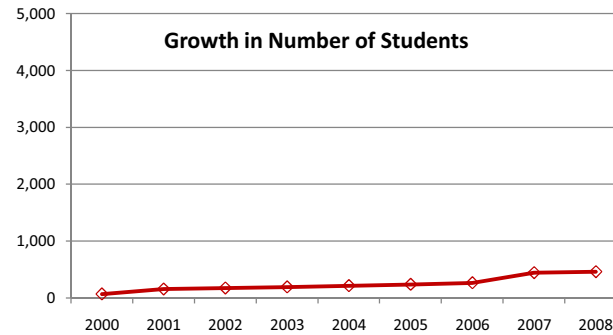
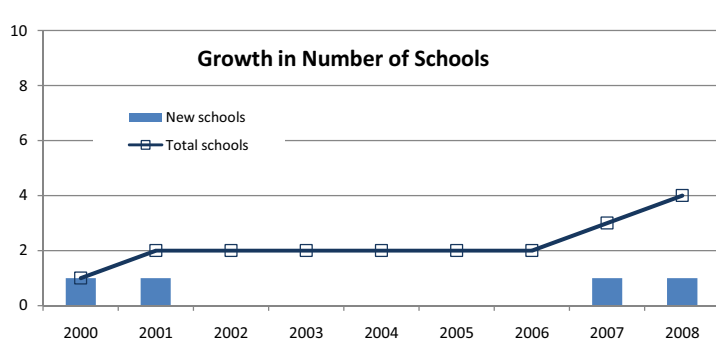
www.skylineschools.com
rowens@skylineschools.com

Year Founded

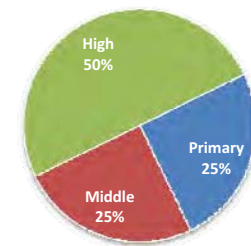
2000

School Name	City	State	Year Founded	2008 Enrollment	Grade Levels Served From	Grade Levels Served To	Charter School	Virtual School
Skyline Technical High School	Chandler	AZ	2000	98	9	12	YES	
Skyline West Prep School	Peoria	AZ	2001	130	7	12	YES	
Skyline Prep and Arts Academy	Chandler	AZ	2007	74	k	8	YES	
Skyline District 5	Peoria	AZ	2008	161	5	8	YES	

Total Number of Schools in 2008-09= 4
Number of States= 1
Total Enrollment= 463



Distribution of Schools by Level



Notes:

- a. Data for 2000 to 2006 are estimates for student growth
- b. 2008 refers to the 2008-2009 school year
- c. All Skyline Schools enrollments are official 2008 enrollments (<http://www.ade.state.az.us/edd>)

Student Alternatives Program Inc.

Medium Company: Managing 4 to 9 Schools

2008-09

Address

1218 S. Presa Street
San Antonio, Texas 78210

Telephone and Fax

Phone (210) 227-0295
Fax (210) 227-7879

Website and e-mail

www.stdsapi.com
stdtalt@aol.com

Year Founded

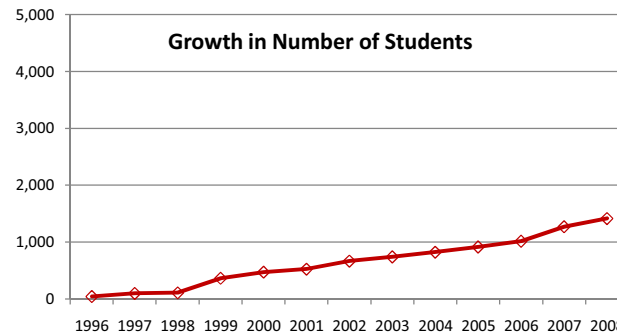
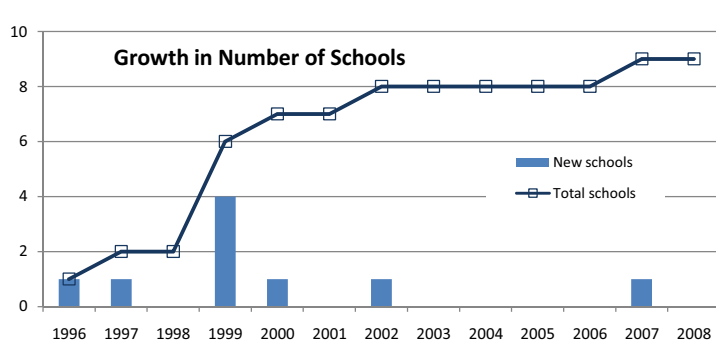
1996

School Name	City	State	Year Founded	2008 Enrollment	Grade Levels Served From	Grade Levels Served To	Charter School	Virtual School
La Feria I.L.C.	Mercedes	TX	1996	79	9	12	DISTRICT	
Weslaco PAEP	Weslaco	TX	1997	156	k	12	DISTRICT	
Gateway Academy - Townlake	Laredo	TX	1999	359	9	12	YES	
Mid Valley Mercedes	Mercedes	TX	1999	58	9	12	YES	
Paso Del Norte Academy	El Paso	TX	1999	179	9	12	YES	
South Plains Academy	Lubbock	TX	1999	133	9	12	YES	
Gateway Academy (Sierra Vista)	Laredo	TX	2000	318	9	12	YES	
Mid Valley Academy McAllen	Weslaco	TX	2002	70	9	12	YES	
Mid Valley San Benito	San Benito	TX	2007	64	9	12	YES	

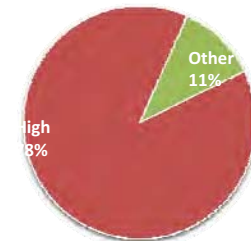
Total Number of Schools in 2008-09= 9

Number of States= 1

Total Enrollment= 1,416



Distribution of Schools by Level



Notes:

- a. Data for 1999 to 2006 are estimates for student growth
- b. 2008 refers to the 2008-2009 school year
- c. As of August 4, 2009, 2008 Texas enrollments were not available. Student Alternatives Program Inc. did reply to a request for information but did not provide updated enrollments.
- d. 2007 enrollments were modified to match official 2007-2008 Texas enrollments.

Address

34 West 118th Street, 3rd Floor
New York, NY 10026

Telephone and Fax

Phone (646) 227-7170
Fax (212) 457-5659

Website and e-mail

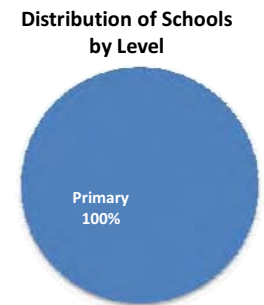
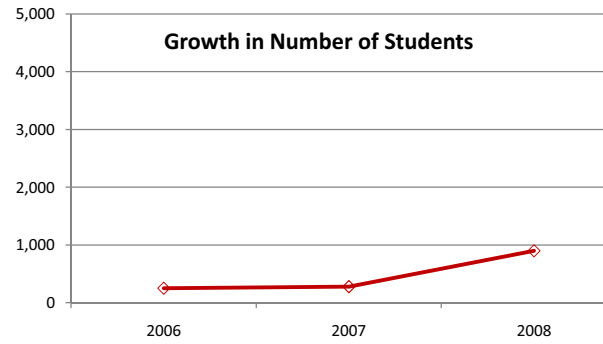
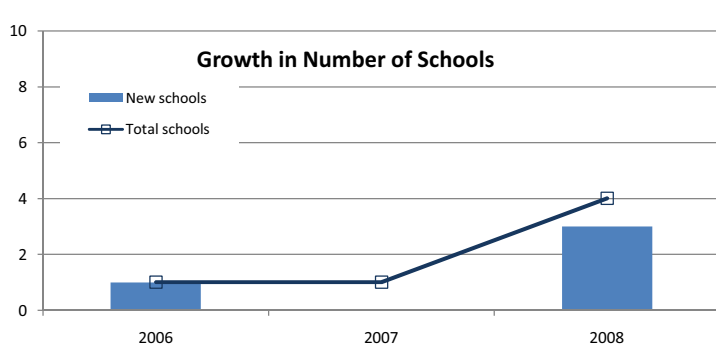
www.harlemsuccess.org
info@harlemsuccess.org

Year Founded

2006

School Name	City	State	Year Founded	2008 Enrollment	Grade Levels Served From	Grade Levels Served To	Charter School	Virtual School
Harlem Success Academy 1	New York	NY	2006	380	k	3	YES	
Harlem Success Academy 2	New York	NY	2008	179	k	1	YES	
Harlem Success Academy 3	New York	NY	2008	176	k	1	YES	
Harlem Success Academy 4	New York	NY	2008	164	k	1	YES	

Total Number of Schools in 2008-09= 4
Number of States= 1
Total Enrollment= 899



Notes:

- a. Data for 2006 are estimates for student growth
- b. 2008 refers to the 2008-2009 school year
- c. Enrollments from <http://www.harlemsuccess.org/at-a-glance>

Address
8305 Cross Park Drive
Austin, Texas, 78754

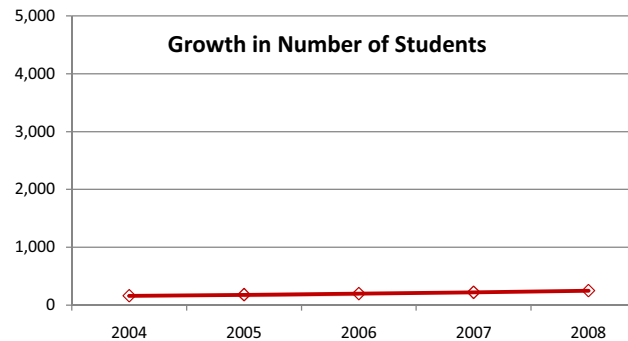
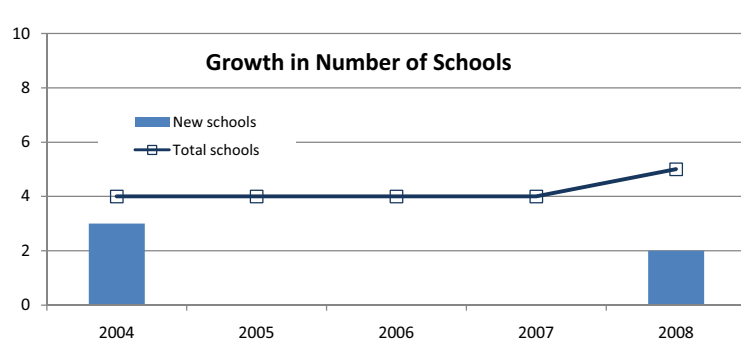
Telephone and Fax
Phone (512) 459-1000
Fax (512) 706-7596

Website and e-mail
www.trinitycharterschools.org

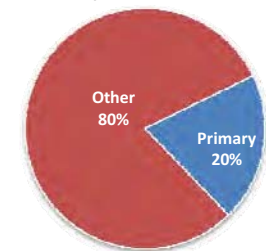
Year Founded
2001

School Name	City	State	Year Founded	2008 Enrollment	Grade Levels Served From	Grade Levels Served To	Charter School	Virtual School
New Life Children's Center	Canyon Lake	TX	2004	60	4	12	YES	
Nelson Children's Center	Denton	TX	2004	55	k	10	YES	
Krause Children's Center	Katy	TX	2004	61	6	12	YES	
Cedar Crest	Belton	TX	2008	72	6	12	YES	
Harbor Academy	La Porte	TX	2008	35	k	8	YES	

Total Number of Schools in 2008-09= 5
 Number of States= 1
 Total Enrollment= 283



Distribution of Schools by Level



Notes:

- a. Data for 2004 to 2006 are estimates for student growth
- b. 2008 refers to the 2008-09 school year
- c. As of August 4, 2009, 2008-2009 Texas enrollments were not released. Enrollments were updated by Donna Nicholson, Trinity Charter Schools.

Tucson International Academy, Inc.

Medium Company: Managing 4 to 9 Schools

2008-09

Address

2700 W. Broadway Blvd.
Tucson, Arizona 85745

Telephone and Fax

Phone (520) 792-3255
Fax (520) 792-3245

Website and e-mail

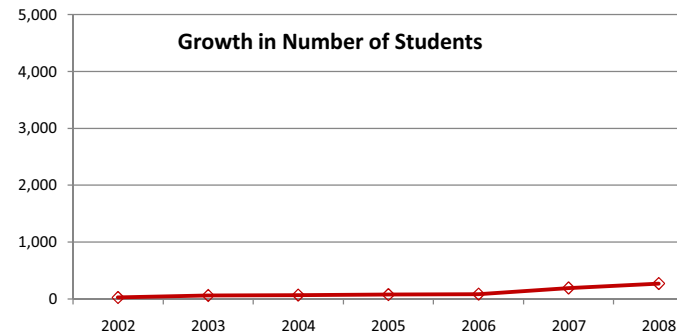
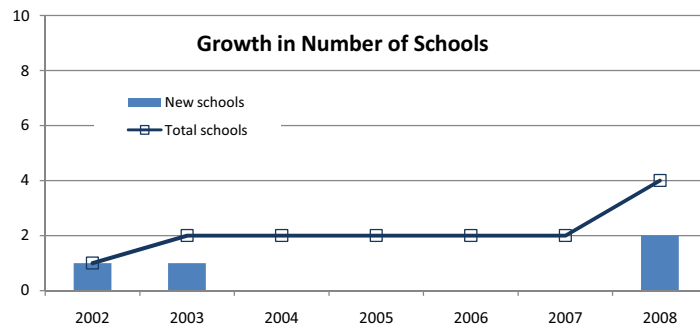
www.tucsoninternationalacademy.com
JHerr520@aol.com

Year Founded

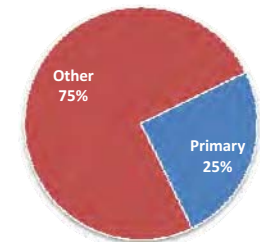
2002

School Name	City	State	Year Founded	2008 Enrollment	Grade Levels Served From	Grade Levels Served To	Charter School	Virtual School
Tucson International Academy	Tucson	AZ	2002	141	k	12	YES	
Tucson International Academy Midvale	Tucson	AZ	2003	45	k	12	YES	
TIA East	Tucson	AZ	2008	17	k	8	YES	
TIA West	Tucson	AZ	2008	70	k	11	YES	

Total Number of Schools in 2008-09= 4 **Number of States= 1** **Total Enrollment= 273**



Distribution of Schools by Level



Notes:

- a. Data for 2002 to 2006 are estimates for student growth
- b. 2008 refers to the 2008-2009 school year
- c. All Tucson International Academy enrollments are official 2008 enrollments (<http://www.ade.state.az.us/edd>)

Address
800 S. 15th Street
Philadelphia, Pennsylvania 19146

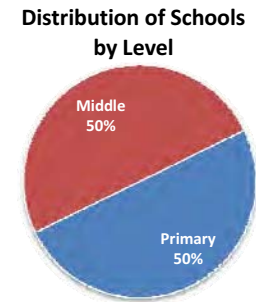
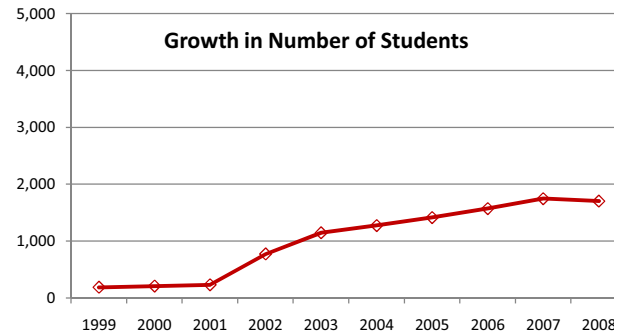
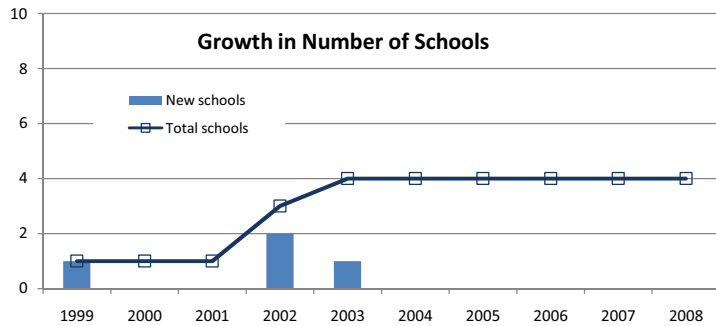
Telephone and Fax
Phone (215) 732-6518
Fax (215) 732-6519

Website and e-mail
www.universalcompanies.org

Year Founded
1999

School Name	City	State	Year Founded	2008 Enrollment	Grade Levels Served From	Grade Levels Served To	Charter School	Virtual School
Universal Institute Charter School	Philadelphia	PA	1999	612	k	8	YES	
Edwin H. Vare Middle School	Philadelphia	PA	2002	564	5	8	DISTRICT	
Stanton Edwin M School	Philadelphia	PA	2002	161	k	7	DISTRICT	
W. S. Peirce Middle School	Philadelphia	PA	2003	368	6	8	DISTRICT	

Total Number of Schools in 2008-09= 4 **Number of States= 1** **Total Enrollment= 1,705**



Notes:

- a. Data for 1999 to 2006 are estimates for student growth
- b. 2008 refers to the 2008-2009 school year
- c. As of August 4, 2009, 2008 Pennsylvania enrollments for district schools were not available. Enrollments are official 2007 enrollments.
- c. Universal Institute Charter School enrollment reported from 2008 Charter Annual Report

Address
954 W. Washington Boulevard, 3rd Floor
Chicago, Illinois 60607

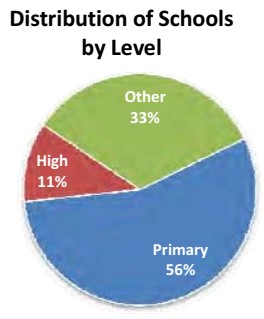
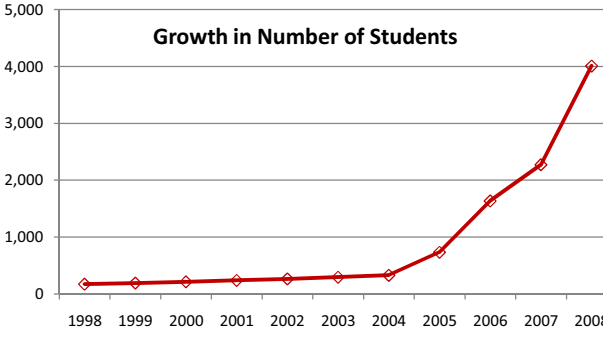
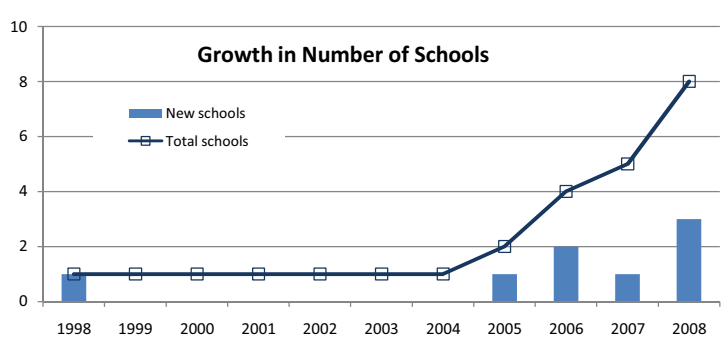
Telephone and Fax
Phone (312) 432-6301
Fax (312) 432-0077

Website and e-mail
www.unocharterschools.org

Year Founded
1998

School Name	City	State	Year Founded	2008 Enrollment	Grade Levels Served From	Grade Levels Served To	Charter School	Virtual School
Octavio Paz	Chicago	IL	1998	465	k	10	YES	
Rufino Tamayo	Chicago	IL	2005	465	k	12	YES	
Bartolomé de Las Casas Elementary	Chicago	IL	2006	465	k	8	YES	
Carlos Fuentes Elementary	Chicago	IL	2006	465	k	9	YES	
Esperanza Charter School	New Orleans	LA	2007	335	k	8	YES	
Officer Donald Marquez Charter	Chicago	IL	2007	465	k	11	YES	
UNO Veterans Memorial Campus 1	Chicago	IL	2008	600	k	8	YES	
UNO Veterans Memorial Campus 2	Chicago	IL	2008	600	k	8	YES	
UNO Veterans Memorial High School	Chicago	IL	2008	150	9	9	YES	

Total Number of Schools in 2008-09= 9 **Number of States= 1** **Total Enrollment= 4,010**



Notes:

- a. Data for 1998 to 2006 are estimates for student growth
- b. 2008 refers to the 2008-2009 school year
- c. As of June 4, 2009, 2008 Illinois enrollments were not available. Enrollments are official 2007 enrollments.
- d. Enrollment only reported for UNO Charter Elementary School, an aggregate of all campuses. The aggregate enrollment figure from the 2007-2008 Illinois School Report Card is 2,325 which was divided equally among the five Chicago campuses in operation in 2007-2008 (includes Las Casas, Fuentes, Paz, Marquez and Tamayo campuses).

Address

1750 Viceroy Drive
Dallas, Texas 75235

Telephone and Fax

Phone (214) 276-0352
Fax (214) 276-0363

Website and e-mail

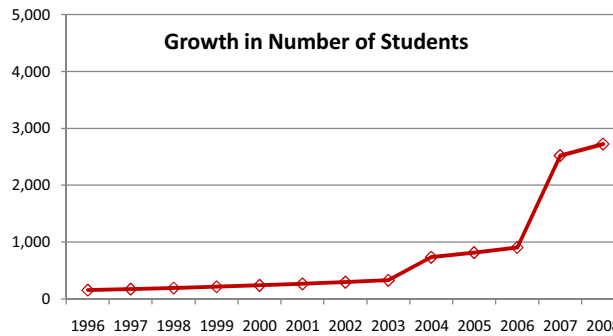
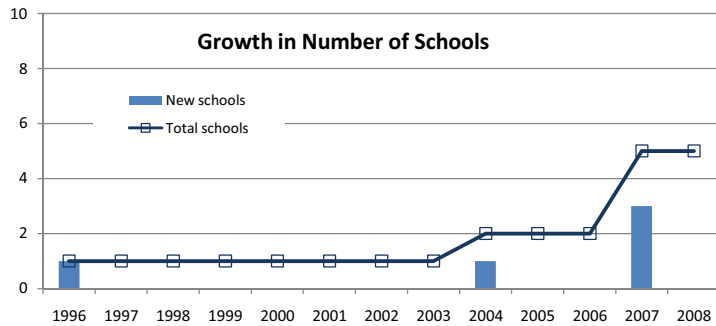
www.uplifteducation.org

Year Founded

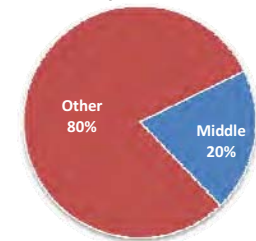
1996

School Name	City	State	Year Founded	2008 Enrollment	Grade Levels Served From	Grade Levels Served To	Charter School	Virtual School
Hampton Preparatory	Irving	TX	1996	1193	k	12	YES	
North Hills Preparatory	Dallas	TX	2004	726	6	12	YES	
Peak Preparatory	Dallas	TX	2007	179	k	5	YES	
Summit International Preparatory	Arlington	TX	2007	421	k	9	YES	
Williams Preparatory	Dallas	TX	2007	207	k	9	YES	

Total Number of Schools in 2008-09= 5
Number of States= 1
Total Enrollment= 2,726



Distribution of Schools by Level



Notes:

- a. Data for 1999 to 2006 are estimates for student growth
- b. 2008 refers to the 2008-2009 school year
- c. As of August 4, 2009, 2008 Texas enrollments were not available. Enrollments are official 2007 enrollments.

Address

6221 Riverside Drive, #110
Irving, Texas 75039

Telephone and Fax

Phone (972) 869-3250
Fax (972) 869-3282

Website and e-mail

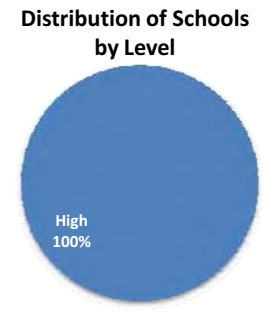
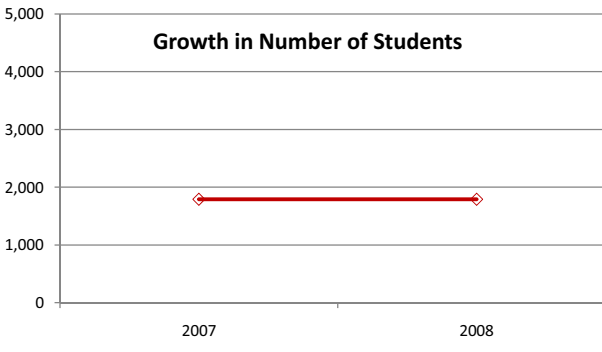
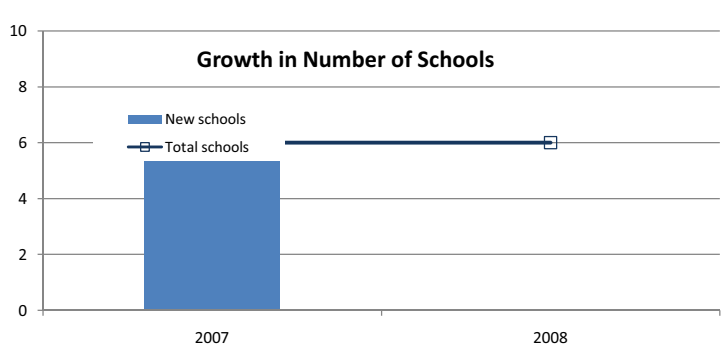
www.winfreeacademy.com
poshea@winfreeacademy.com

Year Founded

2000

School Name	City	State	Year Founded	2008 Enrollment	Grade Levels Served From	Grade Levels Served To	Charter School	Virtual School
Winfree Academy Denton	Denton	TX	2007	126	9	12	YES	
Winfree Academy Grapevine	Grapevine	TX	2002	278	9	12	YES	
Winfree Academy Irving	Irving	TX	2000	414	9	12	YES	
Winfree Academy Lewisville	Lewisville	TX	2000	309	9	12	YES	
Winfree Academy North Richland Hills	Dallas	TX	2006	307	9	12	YES	
Winfree Academy Richardson	Richardson	TX	2001	355	9	12	YES	

Total Number of Schools in 2008-09= 6
Number of States= 1
Total Enrollment= 1,789



- Notes:**
- a. Data for 1999 to 2006 are estimates for student growth
 - b. 2008 refers to the 2008-2009 school year
 - c. As of August 4, 2009, 2008 Texas enrollments were not available. Enrollments are official 2007 enrollments.
 - d. Year founded was determined by the earliest available Academic Excellence Indicator System report on the Texas Education Agency website.

YES Prep Public Schools

Medium Company: Managing 4 to 9 Schools

2008-09

Address

6201 Bonhomme, Suite 168N
Houston, Texas 77036

Telephone and Fax

Phone (713) 574-7600
Fax (713) 589-2502

Website and e-mail

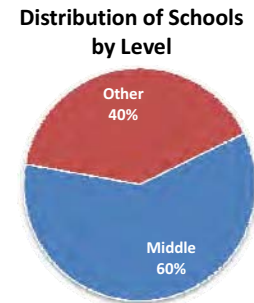
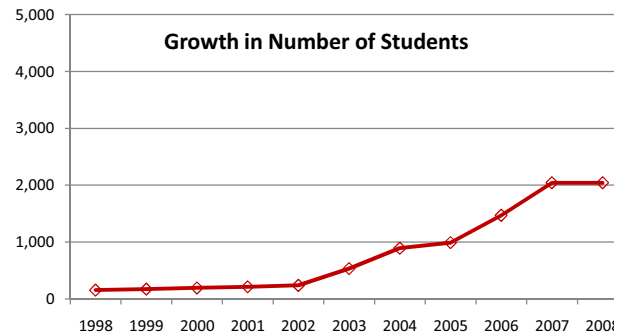
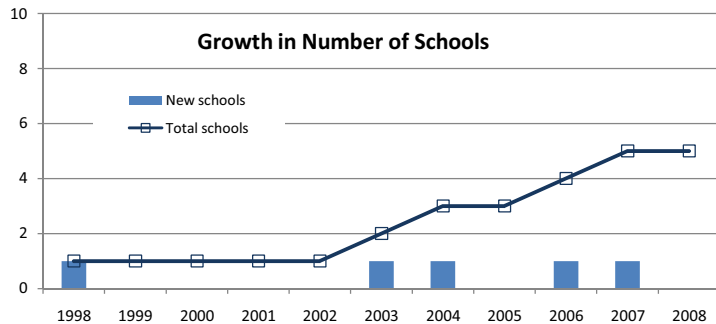
www.yesprep.org

Year Founded

1998

School Name	City	State	Year Founded	2008 Enrollment	Grade Levels Served From	Grade Levels Served To	Charter School	Virtual School
YES Prep Southeast	Houston	TX	1998	729	6	12	YES	
YES Prep North Central	Houston	TX	2003	551	6	10	YES	
YES Southwest	Houston	TX	2004	381	6	9	YES	
YES Prep East End	Houston	TX	2006	261	6	7	YES	
YES Prep Lee	Houston	TX	2007	121	6	6	YES	

Total Number of Schools in 2008-09= 5 **Number of States= 1** **Total Enrollment= 2,043**



Notes:

- a. Data for 1999 to 2006 are estimates for student growth
- b. 2008 refers to the 2008-2009 school year
- c. As of August 4, 2009, 2008 Texas enrollments were not available. Enrollments are official 2007 enrollments.

Address	Telephone and Fax	Website and e-mail	Year Founded
303 West Moody Boulevard Bunnell, Florida 32110	Phone (386) 586-7500 Fax (386) 845-9292	www.cornerstoneelem.com	2002

School Name	City	State	Year Founded	2008 Enrollment	Grade Levels Served From To	Charter School	Virtual School
Cornerstone Elementary	Bunnell	FL	2004	110	k 5	YES	
Summit Academy	Bunnell	FL	2004	42	6 8	YES	
Heritage High School	Daytona Beach	FL	2005	31	9 12	YES	
Total Number of Schools in 2008-09= 3		Number of States= 1		Total Enrollment= 183			

Notes:

a. All enrollments are official 2008 enrollments

Academy of Tucson, Inc.

Small Company: Managing 3 or Fewer Schools

2008-09

Address	Telephone and Fax	Website and e-mail	Year Founded
10720 E. 22nd Street Tucson, Arizona 85748	Phone (520) 733-0096 Fax (520) 733-0097		1999

School Name	City	State	Year Founded	2008 Enrollment	Grade Levels Served		Charter School	Virtual School
					<i>From</i>	<i>To</i>		
Academy of Tucson High School	Tucson	AZ	1999	168	9	12	YES	
Academy of Tucson Elementary School	Tucson	AZ	2003	237	k	5	YES	
Academy of Tucson Middle School	Tucson	AZ	2003	156	6	8	YES	
Total Number of Schools in 2008-09= 3			Number of States= 1	Total Enrollment= 561				

Notes:

a. All enrollments are official 2008 enrollments

Albert Einstein Academy

Small Company: Managing 3 or Fewer Schools

2008-09

Address
3035 Ash Street
San Diego, CA 92102

Telephone and Fax
Phone (619) 795-1190
Fax (619) 795-1180

Website and e-mail

Year Founded
2002

School Name	City	State	Year Founded	2008 Enrollment	Grade Levels Served From	To	Charter School	Virtual School
Albert Einstein Academy Charter	San Diego	CA	2002	451	K	5	YES	
Albert Einstein Academy Charter Middle	San Diego	CA	2006	244	6	8	YES	
Total Number of Schools in 2008-09= 2		Number of States= 1		Total Enrollment= 695				

Notes:

a. All enrollments are official 2008 enrollments

Arizona Academy of Leadership, Inc.

Small Company: Managing 3 or Fewer Schools

2008-09

Address	Telephone and Fax	Website and e-mail	Year Founded
265 W. Valencia Rd. Tucson, Arizona 85706	Phone (520) 887-5863 Fax (520) 887-5869		2007

School Name	City	State	Year Founded	2008 Enrollment	Grade Levels Served From To	Charter School	Virtual School
Arizona Academy of Leadership	Tucson	AZ	2007	103	k 7	YES	
Arizona Academy of Leadership - Central	Tucson	AZ	2008	30	k 6	YES	
Young Leaders Primary School	Tucson	AZ	2008	16	k 3	YES	
Total Number of Schools in 2008-09= 3		Number of States= 1		Total Enrollment= 149			

Notes:

a. All enrollments are official 2008 enrollments

Arizona Agribusiness and Equine Center, Inc.

Small Company: Managing 3 or Fewer Schools

2008-09

Address	Telephone and Fax	Website and e-mail	Year Founded
3636 N. Central, Suite 850 Phoenix, AZ 85012	Phone (602) 297-8500 Fax (602) 297-8540	www.aeichighschools.com	2004

School Name	City	State	Year Founded	2008 Enrollment	Grade Levels Served		Charter School	Virtual School
					From	To		
AAEC - SMCC Campus	Phoenix	AZ	1997	382	9	12	YES	
AAEC Paradise Valley	Phoenix	AZ	1998	274	9	12	YES	
Arizona Agribusiness & Equine Center - Red Mountain	Mesa	AZ	2005	130	9	12	YES	
Total Number of Schools in 2008-09= 3			Number of States= 1	Total Enrollment= 786				

Notes:

a. All enrollments are official 2008 enrollments

Address	Telephone and Fax	Website and e-mail	Year Founded
2050 North Wilmot Road Tucson, AZ 95712	Phone (520) 721-4205 Fax (520) 721-4263		2002

School Name	City	State	Year Founded	2008 Enrollment	Grade Levels Served From To	Charter School	Virtual School
La Paloma Academy	Tucson	AZ	2002	617	k 8	YES	
La Paloma Academy Lakeside	Tucson	AZ	2003	638	k 8	YES	
La Paloma Academy Midtown	Tucson	AZ	2003	1255	k 8	YES	
Total Number of Schools in 2008-09= 3		Number of States= 1		Total Enrollment= 2,510			

Notes:

a. All enrollments are official 2008 enrollments

Address	Telephone and Fax	Website and e-mail	Year Founded
4100 NE 2nd Avenue, Suite 302 Miami, FL 33137	Phone (305) 576-8494 Fax (305) 576-6217	www.aspirafl.org	1981

School Name	City	State	Year Founded	2008 Enrollment	Grade Levels Served From To	Charter School	Virtual School
ASPIRA North Youth Leadership Charter School	Miami	FL	1998	450	6 8	YES	
ASPIRA South Youth Leadership Charter School	Homestead	FL	1999	210	6 8	YES	
ASPIRA - Eugenio Maria De Hostos Youth Leadership Charter School	Miami	FL	2001	411	6 8	YES	
Total Number of Schools in 2008-09= 3		Number of States= 1		Total Enrollment= 1,071			

Notes:

a. All enrollments are official 2008 enrollments

Address	Telephone and Fax	Website and e-mail	Year Founded
11440 N. 136th Street Scottsdale, Arizona 85259	Phone (480) 289-2088 Fax (480) 289-2089	basisinfo@aol.com	1998

School Name	City	State	Year Founded	2008 Enrollment	Grade Levels Served		Charter School	Virtual School
					<i>From</i>	<i>To</i>		
BASIS Scottsdale	Scottsdale	AZ	2003	549	5	12	YES	
BASIS Tucson	Tucson	AZ	1998	558	5	12	YES	
Total Number of Schools in 2008-09= 2			Number of States= 1	Total Enrollment= 1,107				

Notes:

a. All enrollments are official 2008 enrollments

Beginning with Children Foundation

Small Company: Managing 3 or Fewer Schools

2008-09

Address 575 Lexington Ave New York, NY 10022	Telephone and Fax Phone (212) 750-9320 Fax (212) 753-5927	Website and e-mail www.bwcf.org	Year Founded 1989
-----------------------------------------------------------	------------------------------------------------------------------------	-------------------------------------------	-----------------------------

School Name	City	State	Year Founded	2008 Enrollment	Grade Levels Served <i>From</i>	<i>To</i>	Charter School	Virtual School
Community Partnership Charter School	New York	NY	2000	290	k	5	YES	
Beginning with Children Charter School	New York	NY	2001	450	k	8	YES	
Total Number of Schools in 2008-09= 2		Number of States= 1		Total Enrollment= 740				

Notes:

a. All enrollments are official 2008 enrollments

Betty Shabazz International Charter School

Small Company: Managing 3 or Fewer Schools

2008-09

Address	Telephone and Fax	Website and e-mail	Year Founded
7823 S. Ellis Ave Chicago, IL 60619	Phone (773) 651-1221 Fax (773) 651-0302	www.bsics.net	1998

School Name	City	State	Year Founded	2008 Enrollment	Grade Levels Served From To	Charter School	Virtual School
Betty Shabazz International Charter School	Chicago	IL	1998	297	k 9	YES	
DuSable Leadership Academy of Betty Shabazz International Charter School	Chicago	IL	2006	383	9 12	YES	
Barbara A. Sizemore Academy of Betty Shabazz International Charter School	Chicago	IL	2007	202	k 8	YES	
Total Number of Schools in 2008-09= 3		Number of States= 1		Total Enrollment= 882			

Notes:

- a. Betty Shabazz International Charter enrollment from <http://www.cps.edu/Schools/Pages/Sizemore.aspx> (statistics section)
- b. DuSable Leadership Academy enrollment from <http://www.cps.edu/Schools/Pages/Shabazz.aspx> (statistics section)
- c. Barbara A. Sizemore Academy enrollment from <http://www.cps.edu/Schools/Pages/DuSableLeadership.aspx> (statistics section)

Address 2636 Mansfield Avenue Los Angeles, CA 90016	Telephone and Fax Phone (323) 954-9957 Fax (323) 954-6415	Website and e-mail www.brightstarschools.org	Year Founded 2003
------------------------------------------------------------------	------------------------------------------------------------------------	--------------------------------------------------------	-----------------------------

School Name	City	State	Year Founded	2008 Enrollment	Grade Levels Served From To	Charter School	Virtual School
Stella Middle Charter Academy	Los Angeles	CA	2003	419	5 8	YES	
Bright Star Secondary Charter Academy	Los Angeles	CA	2006	129	9 11	YES	
Total Number of Schools in 2008-09= 2		Number of States= 1		Total Enrollment= 548			

Notes:
a. All enrollments are official 2008 enrollments

Buckeye On-Line School for Success

Small Company: Managing 3 or Fewer Schools

2008-09

Address	Telephone and Fax	Website and e-mail	Year Founded
119 East Fifth Street East Liverpool, OH 43920	Phone (866) 642-9237 Fax (330) 385-4535	www.buckeye.schoolfusion.us	2004

School Name	City	State	Year Founded	2008 Enrollment	Grade Levels Served From	To	Charter School	Virtual School
Buckeye On-line School for Success	East Liverpool	OH	2004	1783	k	12	YES	YES
Total Number of Schools in 2008-09= 1			Number of States= 1		Total Enrollment= 1,783			

Notes:

a. All enrollments are official 2008 enrollments

Address	Telephone and Fax	Website and e-mail	Year Founded
1120 S. Gilbert Road Gilbert, AZ 85296	Phone (480) 635-1900 Fax (480) 635-1906		2002

School Name	City	State	Year Founded	2008 Enrollment	Grade Levels Served From To	Charter School	Virtual School
Learning Foundation Performing Arts School	Mesa	AZ	2003	169	k 10	YES	
Learning Foundation and Performing Arts Alta Mesa	Mesa	AZ	2006	97	k 8	YES	
Learning Foundation and Performing Arts Gilbert	Gilbert	AZ	2006	218	k 10	YES	
Total Number of Schools in 2008-09= 3		Number of States= 1		Total Enrollment= 484			

Notes:

a. All enrollments are official 2008 enrollments

Calli Ollin Academy

Small Company: Managing 3 or Fewer Schools

2008-09

Address

200 North Stone Avenue, Third Floor
Tucson, AZ 85702

Telephone and Fax

Phone (520) 882-3029
Fax (520) 882-3041

Website and e-mail

www.calliollin.com

Year Founded

1996

School Name	City	State	Year Founded	2008 Enrollment	Grade Levels Served		Charter School	Virtual School
					<i>From</i>	<i>To</i>		
Calli Ollin Academy	Tucson	AZ	1997	58	9	12	YES	
Toltecali Academy	Tucson	AZ	2002	133	9	12	YES	
Calli Ollin Academy	Tucson	AZ	2005	66	9	12	YES	
Total Number of Schools in 2008-09= 3			Number of States= 1	Total Enrollment= 257				

Notes:

a. All enrollments are official 2008 enrollments

Address	Telephone and Fax	Website and e-mail	Year Founded
1325 George Jenkins Boulevard Lakeland, Florida 33815	Phone (863) 682-8111 Fax (863) 687-8205		1998

School Name	City	State	Year Founded	2008 Enrollment	Grade Levels Served From	Grade Levels Served To	Charter School	Virtual School
Foundation School	Lakeland	FL	2003	95	6	12	YES	
Total Number of Schools in 2008-09= 1		Number of States= 1		Total Enrollment= 95				

Notes:
a. All enrollments are official 2008 enrollments

Cesar Chavez Public Charter Schools

Small Company: Managing 3 or Fewer Schools

2008-09

Address	Telephone and Fax	Website and e-mail	Year Founded
709 12th Street SE Washington, DC 20003	Phone (202) 547-3975 Fax (202) 547-3449	www.cesarchavezhs.org	1998

School Name	City	State	Year Founded	2008 Enrollment	Grade Levels Served		Charter School	Virtual School
					<i>From</i>	<i>To</i>		
Chavez Capitol Hill Campus	Washington DC	DC	1998	413	9	12	YES	
Chavez Parkside Campus	Washington DC	DC	2004	1026	6	12	YES	
Chavez Prep	Washington DC	DC	2007	160	6	8	YES	
Total Number of Schools in 2008-09= 3			Number of States= 1	Total Enrollment= 1,599				

Notes:

a. All enrollments are official 2008 enrollments

Address	Telephone and Fax	Website and e-mail	Year Founded
1033 W. Van Buren St, Suite 640 Chicago, IL 60607	Phone (312) 733-6790 Fax (312) 733-8470	www.civitasschools.org	2004

School Name	City	State	Year Founded	2008 Enrollment	Grade Levels Served		Charter School	Virtual School
					From	To		
Chicago International Charter School - North Academy Campus	Chicago	IL	2003	808	9	12	YES	
Chicago International Charter School - Wrightwood Campus	Chicago	IL	2005	699	k	7	YES	
Chicago International Charter School - Ralph Ellison Campus	Chicago	IL	2006	447	9	12	YES	
Total Number of Schools in 2008-09= 3		Number of States= 1		Total Enrollment= 1,954				

Notes:

a. All enrollments are official 2007-2008 enrollments.

Address	Telephone and Fax	Website and e-mail	Year Founded
20 E. Washington Street Quincy, Florida 32351	Phone (850) 627-7656 Fax (850) 875-1403		1982

School Name	City	State	Year Founded	2008 Enrollment	Grade Levels Served From	To	Charter School	Virtual School
Crossroad Academy Charter School of Business	Quincy	FL	2001	567	k	6	YES	
Total Number of Schools in 2008-09= 1			Number of States= 1		Total Enrollment= 567			

Notes:

a. All enrollments are official 2008 enrollments

Address	Telephone and Fax	Website and e-mail	Year Founded
2325 W. Sunset Road Tucson, Arizona 85741	Phone (520) 665-3400 Fax (520) 665-3420	www.sonoranacademy.org/district aoksuz@sonoranacademy.org	2001

School Name	City	State	Year Founded	2008	Grade Levels Served		Charter School	Virtual School
				Enrollment	From	To		
Sonoran Science Academy - Tucson	Tucson	AZ	2001	673	k	12	YES	
Sonoran Science Academy - Phoenix	Tucson	AZ	2004	268	k	12	YES	
Paragon Science Academy Elementary School	Chandler	AZ	2008	173	k	5	YES	
Total Number of Schools in 2008-09= 3			Number of States= 1	Total Enrollment= 1,114				

Notes:

a. All enrollments are official 2008 enrollments

Address	Telephone and Fax	Website and e-mail	Year Founded
707 Edgewood Street, NE Washington, DC 20017	Phone (202) 635-4590 Fax (202) 635-4591	www.dcrep.org	2002

School Name	City	State	Year Founded	2008 Enrollment	Grade Levels Served From	Grade Levels Served To	Charter School	Virtual School
DC Prep Edgewood Middle Campus	Washington	DC	2003	266	4	8	YES	
DC Prep Edgewood Elementary Campus	Washington	DC	2007	402	k	3	YES	
DC Prep Benning Elementary Campus	Washington	DC	2008	198	k	k	YES	
Total Number of Schools in 2008-09= 3			Number of States= 1	Total Enrollment= 866				

Notes:

- a. All enrollments are official 2008 enrollments
- b. Ibby Jeppson, Director of Resource Development, DC Prep provided 2008-2009 enrollment figures.

Address 717 Liberty Avenue, Suite 900 Pittsburgh, Pennsylvania 15222	Telephone and Fax Phone (412) 690-2489 Fax (412) 690-2316	Website and e-mail edsys.org	Year Founded 2000
-----------------------------------------------------------------------------------	------------------------------------------------------------------------	----------------------------------------	-----------------------------

School Name	City	State	Year Founded	2008 Enrollment	Grade Levels Served From	To	Charter School	Virtual School
City Charter High School	Pittsburgh	PA	2002	488	9	12	YES	
Total Number of Schools in 2008-09= 1			Number of States= 1		Total Enrollment= 488			

Notes:

a. Enrollment from 2008 City CHS Charter Annual Report (http://www.pde.state.pa.us/charter_schools)

Address 904 Oak Dr. Greenville, MI 48838	Telephone and Fax Phone (616) 754-9315 Fax (616) 754-9310	Website and e-mail www.eightcap.org	Year Founded 1966
-------------------------------------------------------	------------------------------------------------------------------------	-----------------------------------------------	-----------------------------

School Name	City	State	Year Founded	2008 Enrollment	Grade Levels Served From	Grade Levels Served To	Charter School	Virtual School
Threshold Academy	Orleans	MI	1996	190	k	6	YES	
Total Number of Schools in 2008-09= 1			Number of States= 1		Total Enrollment= 190			

Notes:
a. All enrollments are official 2008 enrollments

Espiritu Community Development Corporation

Small Company: Managing 3 or Fewer Schools

2008-09

Address	Telephone and Fax	Website and e-mail	Year Founded
4848 South 2nd Street Pheonix, AZ 85040	Phone (602) 243-7788 Fax (602) 243-7799	www.espiritu.org	1995

School Name	City	State	Year Founded	2008 Enrollment	Grade Levels Served		Charter School	Virtual School
					<i>From</i>	<i>To</i>		
NFL YET College Prep Academy	Phoenix	AZ	1995	322	7	12	YES	
Esperanza Montessori Academy	Phoenix	AZ	2004	319	k	3	YES	
Reyes Maria Ruiz Leadership Academy	Phoenix	AZ	2004	203	4	6	YES	
Total Number of Schools in 2008-09= 3		Number of States= 1		Total Enrollment= 844				

Notes:

a. All enrollments are official 2008 enrollments

Address	Telephone and Fax	Website and e-mail	Year Founded
200 S. Commerce, Suite 225 Little Rock, Arkansas 72201	Phone (501) 374-STEM (7836) Fax (501) 324-9201	www.estemlr.net	2007

School Name	City	State	Year Founded	2008	Grade Levels Served		Charter School	Virtual School
				Enrollment	From	To		
eStem Elementary Public Charter School	Little Rock	AR	2008	358	k	5	YES	
eStem High Public Charter School	Little Rock	AR	2008	82	9	12	YES	
eStem Middle Public Charter School	Little Rock	AR	2008	395	6	8	YES	
Total Number of Schools in 2008-09= 3			Number of States= 1		Total Enrollment= 835			

Notes:

- a. All enrollments are official 2008 enrollments

Address	Telephone and Fax	Website and e-mail	Year Founded
600 South Lincoln Street Augusta, MI 49012	Phone (269) 731-5775 Fax (269) 731-5246		1972

School Name	City	State	Year Founded	2008 Enrollment	Grade Levels Served From To	Charter School	Virtual School
Arbor Academy	Battle Creek	MI	1998	184	k 6	YES	
Oakland Academy	Kalamazoo	MI	1998	199	k 6	YES	
Total Number of Schools in 2008-09= 2		Number of States= 1		Total Enrollment= 383			

Notes:
a. All enrollments are official 2008 enrollments

Galapagos Charter

Small Company: Managing 3 or Fewer Schools

2008-09

Address

3814 W Iowa
Chicago, IL 60651

Telephone and Fax

Phone (773) 384-9400
Fax (773) 384-4866

Website and e-mail

www.galapagoscharter.org

Year Founded

2005

School Name	City	State	Year Founded	2008 Enrollment	Grade Levels Served From	Grade Levels Served To	Charter School	Virtual School
Galapagos Charter School	Chicago	IL	2005	274	k	6	YES	
Total Number of Schools in 2008-09= 1		Number of States= 1		Total Enrollment= 274				

Notes:

a. All enrollments are official 2008 enrollments

Harlem Village Academies

Small Company: Managing 3 or Fewer Schools

2008-09

Address	Telephone and Fax	Website and e-mail	Year Founded
15 Penn Plaza #15 New York, NY 10001	Phone 646-812-9501 Fax 646-390-2390	www.harlemvillageacademies.org info@harlemvillage.org	2001

School Name	City	State	Year Founded	2008 Enrollment	Grade Levels Served		Charter School	Virtual School
					From	To		
Harlem Village Academy Middle School	New York	NY	2003	212	5	8	YES	
Harlem Village Academy Leadership Middle	New York	NY	2005	208	5	8	YES	
Harlem Village Academy High School	New York	NY	2007	61	9	10	YES	
Total Number of Schools in 2008-09= 3			Number of States= 1	Total Enrollment= 481				

Notes:

- a. All enrollments are official 2008 enrollments

Hyde Leadership Schools

Small Company: Managing 3 or Fewer Schools

2008-09

Address	Telephone and Fax	Website and e-mail	Year Founded
101 T Street NE Washington, DC 20002	Phone (202) 529-4400 Fax (202) 529-4500	www.hydedc.org	1999

School Name	City	State	Year Founded	2008 Enrollment	Grade Levels Served <i>From To</i>	Charter School	Virtual School
HYDE School	Washington	DC	1999	760	k 12	YES	
Hyde Leadership Charter School	New York	NY	2006	618	k 8	YES	
Total Number of Schools in 2008-09= 2		Number of States= 1		Total Enrollment= 1,378			

Notes:

a. All enrollments are official 2008 enrollments

Address

140 North Keowee Street
Dayton, Ohio 45402

Telephone and Fax

Phone (937) 223-2323
Fax (937) 223-9303

Website and e-mail

www.isusinc.com

Year Founded

2004

School Name	City	State	Year Founded	2008 Enrollment	Grade Levels Served		Charter School	Virtual School
					<i>From</i>	<i>To</i>		
ISUS Institute Of Construction Technology	Dayton	OH	1999	151	9	12	YES	
ISUS Institute of Health Care	Dayton	OH	2004	36	9	12	YES	
ISUS Trade & Technology Prep - Manufacturing	Dayton	OH	2004	37	9	12	YES	
Total Number of Schools in 2008-09= 3			Number of States= 1	Total Enrollment= 224				

Notes:

a. All enrollments were provided by Ohio Education Association

Address 950 South I-35E Lancaster, TX 75146	Telephone and Fax Phone (972) 274-7900 Fax (972) 274-7999	Website and e-mail www.lifeschools.net	Year Founded 1998
----------------------------------------------------------	------------------------------------------------------------------------	--------------------------------------------------	-----------------------------

School Name	City	State	Year Founded	2008 Enrollment	Grade Levels Served From To	Charter School	Virtual School
Life School Lancaster	Eustace	TX	2007	489	k 5	YES	
Life School Oak Cliff	Dallas	TX	1998	1244	k 12	YES	
Life School Red Oak	Eustace	TX	2003	1096	k 9	YES	
Total Number of Schools in 2008-09= 3		Number of States= 1		Total Enrollment= 2,829			

Notes:

a. All enrollments are official 2007-2008 enrollments

Midland Charter Initiative

Small Company: Managing 3 or Fewer Schools

2008-09

Address 4653 Bailey Bridge Road Midland, MI 48640	Telephone and Fax Phone (989) 496-2404 Fax (989) 496-2466	Website and e-mail www.midlandacademy.com info@midlandacademy.com	Year Founded 1995
----------------------------------------------------------------	------------------------------------------------------------------------	--------------------------------------------------------------------------------	-----------------------------

School Name	City	State	Year Founded	2008 Enrollment	Grade Levels Served From	Grade Levels Served To	Charter School	Virtual School
Midland Academy of Advanced & Creative Studies	Midland	MI	1997	217	k	12	YES	
Total Number of Schools in 2008-09= 1		Number of States= 1		Total Enrollment= 217				

Notes:

a. All enrollments are official 2008 enrollments

Nataki Talibah Schoolhouse

Small Company: Managing 3 or Fewer Schools

2008-09

Address 19176 Northrop Detroit, Michigan 48219	Telephone and Fax Phone (313) 531-3720 Fax (313) 531-3779	Website and e-mail www.ntsdc.com snelson@ntsdc.com	Year Founded 1995
-------------------------------------------------------------	------------------------------------------------------------------------	-----------------------------------------------------------------	-----------------------------

School Name	City	State	Year Founded	2008 Enrollment	Grade Levels Served From	Grade Levels Served To	Charter School	Virtual School
Nataki Talibah Schoolhouse of Detroit	Detroit	MI	1995	413	k	5	YES	
Total Number of Schools in 2008-09= 1			Number of States= 1		Total Enrollment= 413			

Notes:

a. All enrollments are official 2008 enrollments

New City Public Schools

Small Company: Managing 3 or Fewer Schools

2008-09

Address	Telephone and Fax	Website and e-mail	Year Founded
1230 Pine Avenue Long Beach, CA 90813	Phone (562) 436-0689 Fax (562) 436-7475	www.thenewcityschool.org	1999

School Name	City	State	Year Founded	2008 Enrollment	Grade Levels Served <i>From To</i>	Charter School	Virtual School
The New City School - Pine Avenue	Long Beach	CA	2000	353	k 8	YES	
The New City School - Long Beach Blvd	Long Beach	CA	2007	509	k 8	YES	
Total Number of Schools in 2008-09= 2		Number of States= 1		Total Enrollment= 862			

Notes:

a. All enrollments are official 2008 enrollments

New Visions Academy, Inc.

Small Company: Managing 3 or Fewer Schools

2008-09

Address	Telephone and Fax	Website and e-mail	Year Founded
125 S. 6th St. Cottonwood, Arizona 86326	Phone (928) 634-7320 Fax (928) 634-7494		2000

School Name	City	State	Year Founded	2008 Enrollment	Grade Levels Served		Charter School	Virtual School
					<i>From</i>	<i>To</i>		
New Visions Academy	Cottonwood	AZ	1997	33	9	12	YES	
New Visions Academy - St. John's Campus	St. John's	AZ	2001	21	9	12	YES	
New Visions Academy - Star Valley	Payson	AZ	2002	25	9	12	YES	
Total Number of Schools in 2008-09= 3			Number of States= 1	Total Enrollment= 79				

Notes:

a. All enrollments are official 2008 enrollments

Not Your Ordinary School

Small Company: Managing 3 or Fewer Schools

2008-09

Address 12301 North Lamar Blvd. Austin, TX 78753	Telephone and Fax Phone (512) 583-6967 Fax (512) 583-6973	Website and e-mail www.nyos.org	Year Founded 1998
---------------------------------------------------------------	------------------------------------------------------------------------	-------------------------------------------	-----------------------------

School Name	City	State	Year Founded	2008 Enrollment	Grade Levels Served From To	Charter School	Virtual School
NYOS - Lamar Campus	Austin	TX	1998	378	4 12	YES	
NYOS - Magnolia Campus	Austin	TX	2001	295	k 3	YES	
Total Number of Schools in 2008-09= 2		Number of States= 1		Total Enrollment= 673			

Notes:

a. All enrollments are official 2007-2008 enrollments

One Stop Multiservice Charter School

Small Company: Managing 3 or Fewer Schools

2008-09

Address	Telephone and Fax	Website and e-mail	Year Founded
4737 S Sugar Rd Edinburg, TX 78539	Phone (956) 380-6616 Fax (956) 292-0371		1998

School Name	City	State	Year Founded	2008 Enrollment	Grade Levels Served <i>From To</i>	Charter School	Virtual School
One Stop Multiservice	McAllen	TX	2001	179	k 12	YES	
One Stop Multiservice High School	McAllen	TX	1998	165	k 12	YES	
One Stop Multiservice Weslaco	Weslaco	TX	2001	181	k 12	YES	
Total Number of Schools in 2008-09= 3		Number of States= 1		Total Enrollment= 525			

Notes:

a. All enrollments are official 2007-2008 enrollments

Paradigm Accelerated Charter School

Small Company: Managing 3 or Fewer Schools

2008-09

Address

PO Box 3159
Early, TX 76802

Telephone and Fax

Phone (325) 649-0976
Fax (325) 649-0998

Website and e-mail

www.pacworks.com

Year Founded

1994

School Name	City	State	Year Founded	2008 Enrollment	Grade Levels Served		Charter School	Virtual School
					From	To		
Paradigm Accelerated Charter School - Brownwood	Brownwood	TX	2007	32	8	12	YES	0
Paradigm Accelerated Charter School - Comanche	Comanche	TX	2007	51	8	12	YES	0
Paradigm Accelerated School	Dublin	TX	Unknown	80	7	12	YES	0
Total Number of Schools in 2008-09= 3			Number of States= 1	Total Enrollment= 163				

Notes:

a. All enrollments are official 2007-2008 enrollments

Pointe Educational Services

Small Company: Managing 3 or Fewer Schools

2008-09

Address 10215 North 43rd Avenue Phoenix, AZ 85051	Telephone and Fax Phone (623) 209-0094 Fax (623) 209-0096	Website and e-mail www.pointeschools.org	Year Founded 2001
----------------------------------------------------------------	------------------------------------------------------------------------	----------------------------------------------------	-----------------------------

School Name	City	State	Year Founded	2008 Enrollment	Grade Levels Served		Charter School	Virtual School
					<i>From</i>	<i>To</i>		
North Pointe Preparatory	Phoenix	AZ	2001	720	7	12	YES	
Canyon Pointe Academy	Glendale	AZ	2002	310	k	6	YES	
Pinnacle Pointe Academy	Glendale	AZ	2002	172	k	6	YES	
Total Number of Schools in 2008-09= 3			Number of States= 1	Total Enrollment= 1,202				

Notes:

a. All enrollments are official 2008 enrollments

Rocketship Education

Small Company: Managing 3 or Fewer Schools

2008-09

Address 550 Kingsley Avenue Palo Alto, CA 94301	Telephone and Fax Phone (408) 286-3330 Fax (408) 286-3331	Website and e-mail www.rsed.org	Year Founded 2007
--------------------------------------------------------------	------------------------------------------------------------------------	-------------------------------------------	-----------------------------

School Name	City	State	Year Founded	2008 Enrollment	Grade Levels Served From	Grade Levels Served To	Charter School	Virtual School
Rocketship Mateo Sheedy Elementary	San Jose	CA	2007	321	k	4	YES	
Total Number of Schools in 2008-09= 1			Number of States= 1		Total Enrollment= 321			

Notes:

a. All enrollments are official 2008 enrollments

Address	Telephone and Fax	Website and e-mail	Year Founded
1436 U Street, NW, Suite 203 Washington, DC 20009	Phone (202) 797-8250 Fax (202) 797-8284	www.seeforever.org officemanager@seeforever.org	1998

School Name	City	State	Year Founded	2008 Enrollment	Grade Levels Served From To	Charter School	Virtual School
Maya Angelou Public Charter School Evans	Washington	DC	1998	200	9 12	YES	
Maya Angelou Public Charter School Middle School	Washington	DC	2004	200	6 8	YES	
Maya Angelou Public Charter School Shaw	Washington	DC	2007	120	9 12	YES	
Total Number of Schools in 2008-09= 3		Number of States= 1		Total Enrollment= 520			

Notes:

a. All enrollments are official 2008 enrollments

Address	Telephone and Fax	Website and e-mail	Year Founded
116 W Fifth Street Weslaco, TX 78596	Phone (956) 969-3092 Fax None	www.angelfire.com/az/techs/ir stet@gte.net	1998

School Name	City	State	Year Founded	2008 Enrollment	Grade Levels Served From	To	Charter School	Virtual School
Technology Education Charter High School	Weslaco	TX	1998	129	k	12	YES	
Horizon Montessori	McAllen	TX	2004	357	k	6	YES	
Horizon Montessori II	Weslaco	TX	2006	160	k	6	YES	
Total Number of Schools in 2008-09= 3			Number of States= 1	Total Enrollment= 646				

Notes:

a. All enrollments are official 2007-2008 enrollments

Address	Telephone and Fax	Website and e-mail	Year Founded
1258 Austin Hwy. San Antonio, TX 78209	Phone (210) 829-8017 Fax (210) 829-8514	www.swwf.org james.neal@swwf.org	1998

School Name	City	State	Year Founded	2008 Enrollment	Grade Levels Served From To	Charter School	Virtual School
Southwest Preparatory Northeast	San Antonio	TX	1998	357	9 12	YES	
Southwest Preparatory Northwest	San Antonio	TX	2000	281	9 12	YES	
Southwest Preparatory Southeast	Houston	TX	2001	241	9 12	YES	
Total Number of Schools in 2008-09= 3		Number of States= 1		Total Enrollment= 879			

Notes:

a. All enrollments are official 2007-2008 enrollments

St. HOPE Public Schools

Small Company: Managing 3 or Fewer Schools

2008-09

Address	Telephone and Fax	Website and e-mail	Year Founded
3400 3rd Avenue Sacramento, CA 95817	Phone (916) 649-7900 Fax (916) 455-6591	www.sthopepublicschools.org info@sthopepublicschools.org	2003

School Name	City	State	Year Founded	2008 Enrollment	Grade Levels Served <i>From To</i>	Charter School	Virtual School
Public School Seven	Sacramento	CA	2003	375	k 8	YES	
Sacramento High School	Sacramento	CA	2003	972	9 12	YES	
Total Number of Schools in 2008-09= 2		Number of States= 1		Total Enrollment= 1,347			

Notes:

a. All enrollments are official 2008 enrollments

Address	Telephone and Fax	Website and e-mail	Year Founded
919 Veterans Memorial Pkwy Saginaw, Michigan 48601	Phone (989) 752-6176 Fax (989) 752-3111	www.svrcindustries.com mpires@svrcindustries.com	1995

School Name	City	State	Year Founded	2008 Enrollment	Grade Levels Served		Charter School	Virtual School
					<i>From</i>	<i>To</i>		
Saginaw County Transition Academy	Saginaw	MI	1995	126	7	12	YES	
Saginaw Learn to Earn Academy	Saginaw	MI	2005	118	10	12	YES	
Total Number of Schools in 2008-09= 2			Number of States= 1	Total Enrollment= 244				

Notes:

a. All enrollments are official 2008 enrollments

Address 3020 NW 33rd Avenue Lauderdale Lakes, FL 33311	Telephone and Fax Phone (954) 343-9965 Fax (954) 343-9973	Website and e-mail www.smartschool.net None	Year Founded 1998
---------------------------------------------------------------------	------------------------------------------------------------------------	----------------------------------------------------------	-----------------------------

School Name	City	State	Year Founded	2008 Enrollment	Grade Levels Served From	Grade Levels Served To	Charter School	Virtual School
Smart School Charter Middle	Fort Lauderdale	FL	1998	144	6	8	YES	
Eagle Charter Academy	Fort Lauderdale	FL	2003	555	6	8	YES	
Total Number of Schools in 2008-09= 2		Number of States= 1		Total Enrollment= 699				

Notes:
a. All enrollments are official 2008 enrollments

Address 1776 Massachusetts Avenue Washington, DC 20036	Telephone and Fax Phone (202) 785-4123 Fax (202) 785-4124	Website and e-mail www.seedfoundation.com seedfoundation@seedfoundation.com	Year Founded 1998
---------------------------------------------------------------------	------------------------------------------------------------------------	------------------------------------------------------------------------------------------	-----------------------------

School Name	City	State	Year Founded	2008 Enrollment	Grade Levels Served From	To	Charter School	Virtual School
The SEED School of Washington DC	Washington DC	DC	1998	327	6	12	YES	
The SEED School of Maryland	Baltimore	MD	2008	80	6	6	YES	
Total Number of Schools in 2008-09= 2			Number of States= 1	Total Enrollment= 407				

Notes:
a. All enrollments are official 2008 enrollments

Address	Telephone and Fax	Website and e-mail	Year Founded
211 Maple Street Big Rapids, MI 49307	Phone (231) 527-1460 Fax (231) 527-1564	www.woodbridgegroupinc.org	1996

School Name	City	State	Year Founded	2008 Enrollment	Grade Levels Served From To	Charter School	Virtual School
Byron Center Charter School	Byron Center	MI	1996	206	k 12	YES	
Crossroads Charter Academy	Big Rapids	MI	1998	652	k 12	YES	
Total Number of Schools in 2008-09= 2		Number of States= 1		Total Enrollment= 858			

Notes:

- a. All enrollments are official 2008 enrollments
- b. West Michigan Academy was managed by Woodbridge during the 2007-2008 school year, but was not managed by the EMO during the 2008-2009 school year.

Appendix A

Reader's Guide

Definition of Terms

- **Charter School:** Charter schools provide free elementary/secondary education under a charter granted by a legislatively recognized public entity or publicly appointed entity so that they qualify for local and state taxpayer funds in the same way as conventional district schools.
- **Virtual School:** A virtual school (also known as cyber school) delivers its curriculum and provides instruction via the Internet and electronic communication. A virtual school meets the definition and requirements of schools as specified in state statutes.
- **Education Management Organization (EMO):** An EMO is an organization or firm that manages at least one school that receives public funds and operates the public school(s) it manages under the same admissions rules as regular public schools. EMOs can be for-profit or nonprofit organizations. They can manage traditional public schools or charter schools.
- **Instructional Levels:** Instructional levels are calculated from the lowest and highest grades for which students are enrolled in a school. According to the Common Core of Data:
 - *Primary schools* are those with a low grade of prekindergarten through grade 3 and an upper grade of up to 8.
 - *Middle schools* contain a low grade of 4-7 and an upper grade ranging from 4 to 9.
 - *High schools* have a low grade of 7 to 12 and must extend through grade 12.
 - *Other* includes all other grade configurations, including schools that are completely ungraded.

Appendix B

Data Sources by State

State	Dates of DOE contact(s)	Relevant website(s)	Notes
AR	2/27/2009, 3/4/2009, 4/21/2009	2008 district enrollment can be found at http://arkansased.org/schools/excel/oct1_enr_district_120408.xls	Arkansas Department of Education provided 2008 building level enrollments via email.
AZ	Not applicable	http://www.ade.state.az.us/edd/	All pertinent information was retrieved from Arizona Department of Education website.
CA	3/4/2009 (twice), 4/21/2009	http://dq.cde.ca.gov/dataquest/	All schools enrollments reported from Dataquest website. Key informants knew of no additional EMOs or EMO-managed schools.
CO	3/4/2009, 4/21/2009	http://www.cde.state.co.us/cdechart/download/2008Enrollments.pdf	Colorado Department of Education does not track EMOs. Every charter school in Colorado was emailed on 4/21/2009 in an attempt to identify additional EMOs and EMO-managed schools. 2008-09 enrollments were gathered from Colorado Department of Education website.
CT	3/4/2009, 4/21/2009	http://www.sde.ct.gov/sde/lib/sde/pdf/equity/choice/choice0809_english.pdf	Public School Choice in Connecticut, a report available on the Connecticut Department of Education website, was the primary source for identifying EMOs and their schools' enrollments.
DC	3/4/2009, 5/5/2009, 5/11/2009	http://www.dcpubliccharter.com/pcschools/index.html	2008 enrollments were retrieved from DC charter school profiles; all school profiles were examined for possible additional EMO-operated schools.
FL	3/4/2009		School level enrollments and a list of operating EMOs and their schools sent via email by the Florida Department of Education.
GA	3/4/2009	http://www.doe.k12.ga.us/ReportingFW.aspx?PageReq=211&StateId=ALL&PID=61&PTID=67&CTID=215&T=0	Complete with 2008 ENR from Georgia Department of Education website; charter schools profiles were searched to find additional EMOs and EMO-managed schools; state department does not track EMO information.
IL	3/21/2009, 4/30/2009	http://labs.suntimes.com/reportcards/results/index/1434 http://ren2010.cps.k12.il.us/docs/ONS%20perf%20report%202-25_FINAL.pdf	2007-2008 Charter School Report used to discover any additional schools or EMOs operating in Illinois. Schools' enrollments (except Chicago International Charter School campuses) were gathered from 2007-2008 Illinois School Report Cards, retrieved from http://labs.suntimes.com/reportcards/results/index/1434 . CICS campus enrollments were gathered from 2007-2008 Charter School Report, retrieved from http://ren2010.cps.k12.il.us/docs/ONS%20perf%20report%202-25_FINAL.pdf . As of August 4, 2009, 2008-2009 school enrollments had not been released. When EMOs have provided enrollments for schools operating in Illinois, those updated enrollments are reported.

State	Dates of DOE contact(s)	Relevant website(s)	Notes
IN	3/21/2009	http://mustang.doe.state.in.us/SEARCH/schletter.cfm?letter=P	Ball State University Office of Charter Schools provided EMO information on their sponsored schools; Mayor of Indianapolis Office of Charter Schools contacted but messages not returned. All schools' enrollments were retrieved from 2008 figures on the Indiana Department of Education website.
LA	3/21/2009, 5/11/2009, 5/14/2009	http://www.nolaparentsguide.org/ http://louisianaschools.net	New Orleans Parents' Guide to Public Schools (2009) was examined to discover any additional EMOs or EMO-operated schools. 2008 enrollments were reported from this document as well. A researcher from the American Federation of Teachers as well as university-based researchers provided additional information regarding EMOs and their schools operating in Louisiana.
MA	3/21/2009	http://profiles.doe.mass.edu/search/search.aspx?leftNavId=11238	A known list of EMOs was confirmed by Massachusetts Department of Elementary & Secondary Education via email on March 23, 2009. 2008 enrollments were retrieved from Massachusetts Department of Education website.
MD	3/22/2009, 5/13/2009	http://www.mdreportcard.org/	The list of Maryland's charter schools was examined in an attempt to discover any additional EMO-managed schools. Confirmation of EMO-operated schools and guidance regarding 2008 enrollments were provided by the Maryland Charter School Network. The Maryland Charter School Office confirmed schools in operation on 5/19/2009.
MI	3/6/2009	http://mdoe.state.mi.us/statusreports/statusreports/PSA_07.pdf	A list of 2008-2009 "education service providers" and 2008 enrollments were available from the Center for Educational Performance and Information, a division of the State of Michigan. There were some inconsistencies between state PSA reports and document provided by CEPI. In these cases, specific schools were contacted.
MN	3/22/2009, 4/27/2009	http://education.state.mn.us/MDE/Data/Data_Downloads/Student/Enrollment/School/index.html	All Minnesota charter school sponsors were emailed in an attempt to discover additional EMOs or EMO-managed schools; 2008 enrollments were retrieved from Minnesota Department of Education.
MO	3/22/2009, 4/14/2009		A list of EMOs and EMO-managed schools and their 2008 enrollments were provided via email by Missouri Department of Education.
NC	3/22/2009, 4/17/2009	http://www.ncpublicschools.org/fbs/accounting/data/	North Carolina Public Schools confirmed a list of known EMOs and EMO-managed schools via email; enrollments were retrieved from state DOE website.
NJ	3/22/2009, 5/18/2009	http://education.state.nj.us/rc/rc08/index.html	2008 enrollments were not available as of August 4, 2009. Enrollments were retrieved from 2007-2008 school report cards.
NY	3/22/2009	http://www.emsc.nysed.gov/psc/csdirectory	Charter school profiles retrieved from www.emsc.nysed.gov/psc/csdirectory were examined for additional management organizations and EMO-operated schools. 2008-2009 enrollments for charters were reported from these profiles.
OH	3/22/2009		The Ohio Department of Education does not track EMOs. Additional EMOs and schools were uncovered with the help of the Ohio Education Association (OEA). Enrollment data for 2008 were provided by the OEA, as they were not yet available in a readily usable format from the DOE. When EMOs provided updated enrollments for schools operating in Ohio, those updated enrollments are reported.
OK	3/22/2009, 5/5/2009		Oklahoma Department of Education did not respond to messages or open records requests. No for-profit EMOs are known to manage schools in Oklahoma.
OR	3/22/2009, 5/5/2009		2008 enrollment figures were provided via email by Oregon Department of Education. Key informants knew of no new EMOs or EMO-managed schools.

Profiles Report: Appendix B

State	Dates of DOE contact(s)	Relevant website(s)	Notes
PA	3/22/2009, 4/28/2009	http://www.pde.state.pa.us/k12statistics/site/default.asp?g=0	Each charter school's 2008 Charter Annual Report was examined in order to discover additional EMOs; known EMO-operated charter schools were updated using information from these reports. Edison and Victory district schools reported enrollments' are October 1, 2007 enrollments. As of August 4, 2009, 2008 enrollments were not yet available. Contacts at Propel Schools and the Pennsylvania Department of Education's Division of Nonpublic, Private & Charter School Services were contacted for additional information on EMOs operating in the state. If EMOs have provided updated enrollments for schools operating in Pennsylvania, those updated enrollments are reported.
TN	4/22/2009		Tennessee Department of Education confirmed list of EMO-managed in the state and provided 2008 enrollments for these schools via email.
TX	3/27/2009, 5/15/2009		As of August 4, 2009, 2008 enrollments were not yet available. TEA Division of Charter Schools provided a list of for-profit EMOs and their managed schools via email.

Appendix C

Methods for Compiling School Profiles

The second annual *Profiles of Nonprofit Education Management Organizations* documents the number of nonprofit firms involved in managing publicly-funded schools, identifies the schools they manage, and records the number of students those schools enroll. This report was modeled after the *Profiles of For-Profit Education Management Organizations* which has been compiled each year since 1999.

The *Profiles* report was compiled using a combination of data sources. This year the research began with a focus on state departments of education. Each state known to have nonprofit EMOs in operation was contacted to determine whether the state was tracking education management organizations and their schools. If a state tracked EMOs and had released current year enrollments, that information was used to update our data on the EMOs and the schools they operate in that state. However, few states are tracking EMOs or have information on the number and scope of EMO involvement. Therefore, after considering official state sources, we used one or more of the following methods to identify additional EMOs and EMO-managed schools: examination of state charter school directories; general Internet searches; and contacts made with advocacy groups, charter school sponsors, charter schools, or other key informants (see Appendix B for a complete list of methods used for each state).

After this round of state-level research was completed, each identified nonprofit EMO was sent a document with descriptive information collected about the company and its schools. Representatives of each EMO were asked to confirm this information. Even though many states did not have data identifying EMOs, once we could determine which schools were operated by EMOs, we relied on the vast amount of information available from official state sources. Therefore, fewer attempts were made to solicit a response from EMOs for the current report than had been attempted in 2007-2008. In all cases, two contacts were attempted to solicit a response from each large, medium, and small EMO. Due to the more favorable response rate to faxes sent last year, the authors decided to focus on this medium of contact for the current report. In most cases, two faxes were sent to each EMO. If the EMO did not list a fax number, an email was sent to all contacts listed on the company website or through the company website contact form. If neither a company email nor fax number could be located, faxes were sent to the first school listed on the company profile.

As a reflection of the fewer attempts to contact EMOs, we also received a lower response rate than in 2007-2008. Forty-four percent of large EMOs responded to our requests this year, as compared to 83% in 2007-2008. We received responses from 23% of medium EMOs in 2008-2009 as compared to 73% in 2007-2008, and 19% of small EMOs, compared to 59% in 2007-2008. These response rates were comparable to those found in the for-profit sector using the same strategy, which included 44% for large-sized, 20% for medium-sized, and 24% for small-sized nonprofit EMOs.

In most cases in which we received a response, we received all of the information we sought. In a few instances, the returned company profile was still missing years founded or updated enrollments. In these cases, one additional contact was attempted via email to gather the omitted information. For schools in states in which official enrollments had been released, those numbers were reported regardless of the enrollments reported by EMOs. In states for which 2008 enrollments had not been released, updated enrollments sent by the companies were used. In

some cases, the state had not yet released 2008 enrollments and the company did not respond. For these schools, official 2007-2008 enrollments have been reported. Notes at the bottom of each EMO's profile identify the source of schools' enrollments.

The companies profiled represent those Education Management Organizations that the authors could positively identify as nonprofit management companies and those classified as Education Management Organizations by state departments of education.